


##

EXTERIOR FINISH LEGEND NOTES

ST-1



ST-1 - TYPICAL SIMULATED STONE
WAINSCOT

BASIS-OF-DESIGN PRODUCT:
MFR: CULTURED STONE
STYLE: COUNTRY LEDGESTONE
COLOR: ECHO RIDGE


ST-2



ST-2 - TYPICAL SILL & CAP

BASIS-OF-DESIGN PRODUCT:
MFR: CULTURED STONE
COLOR: GRAY

EP-1



EP-1 - TYPICAL PAINT AT CEMENTITIOUS LAP
SIDING

BASIS-OF-DESIGN PRODUCT:
MFR: BENJAMIN MOORE
COLOR: #HC-80 BLEEKER BEIGE


EP-2



EP-2 - TYPICAL PAINT AT CEMENTITIOUS
BOARD & BATTEN SIDING

BASIS-OF-DESIGN PRODUCT:
MFR: SHERWIN WILLIAMS
COLOR: #7617 MEDITERRANEAN


EP-3



EP-3 - TYPICAL PAINT AT DOOR & WINDOW
TRIM, FASCIAS, BARGE BOARDS, AND BELLY
BANDS

BASIS-OF-DESIGN PRODUCT:
MFR: BENJAMIN MOORE
COLOR: #2125-20 DEEP SPACE

EP-4



EP-4 - TYPICAL STAIN FOR HEAVY TIMBER
POSTS, BEAMS, & KICKERS TO MATCH
WILSONART COLOR

BASIS-OF-DESIGN PRODUCT:
MFR: WILSONART
COLOR: #7956K-78 HONDURAN MAHOGANY

SH



SH - TYPICAL SHINGLE

BASIS-OF-DESIGN PRODUCT:
MFR: CERTAINTEED
STYLE: LEGACY
COLOR: WEATHERED WOOD