


**EXISTING
CONDITIONS
PLAN - VICINITY**

**GOLF CLUB ROAD
DEVELOPMENT**

NO CHANGES, MODIFICATIONS
OR REPRODUCTIONS TO BE
MADE TO THESE DRAWINGS
WITHOUT WRITTEN
AUTHORIZATION FROM THE
DESIGN ENGINEER.
DIMENSIONS & NOTES TAKE
PRECEDENCE OVER TAKE
GRAPHICAL REPRESENTATION.

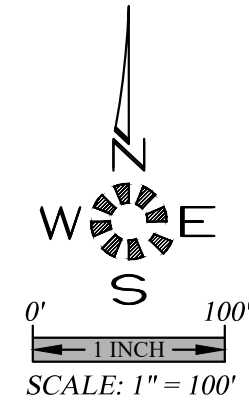
77646 P102-EX
Design: M.D.G.
Drawn: D.G.G.
Checked: M.D.G.
Issue Date: 9/3/25
Scale: AS SHOWN
As-Built: _____



EXPIRES: 06-30-2027
JOB # 7764

P102

D:\Projects\7764_SantiamNursery\Drawings\7764-P102-EX.dwg 9/3/2025 10:59:45 AM DGG



ABBREVIATIONS

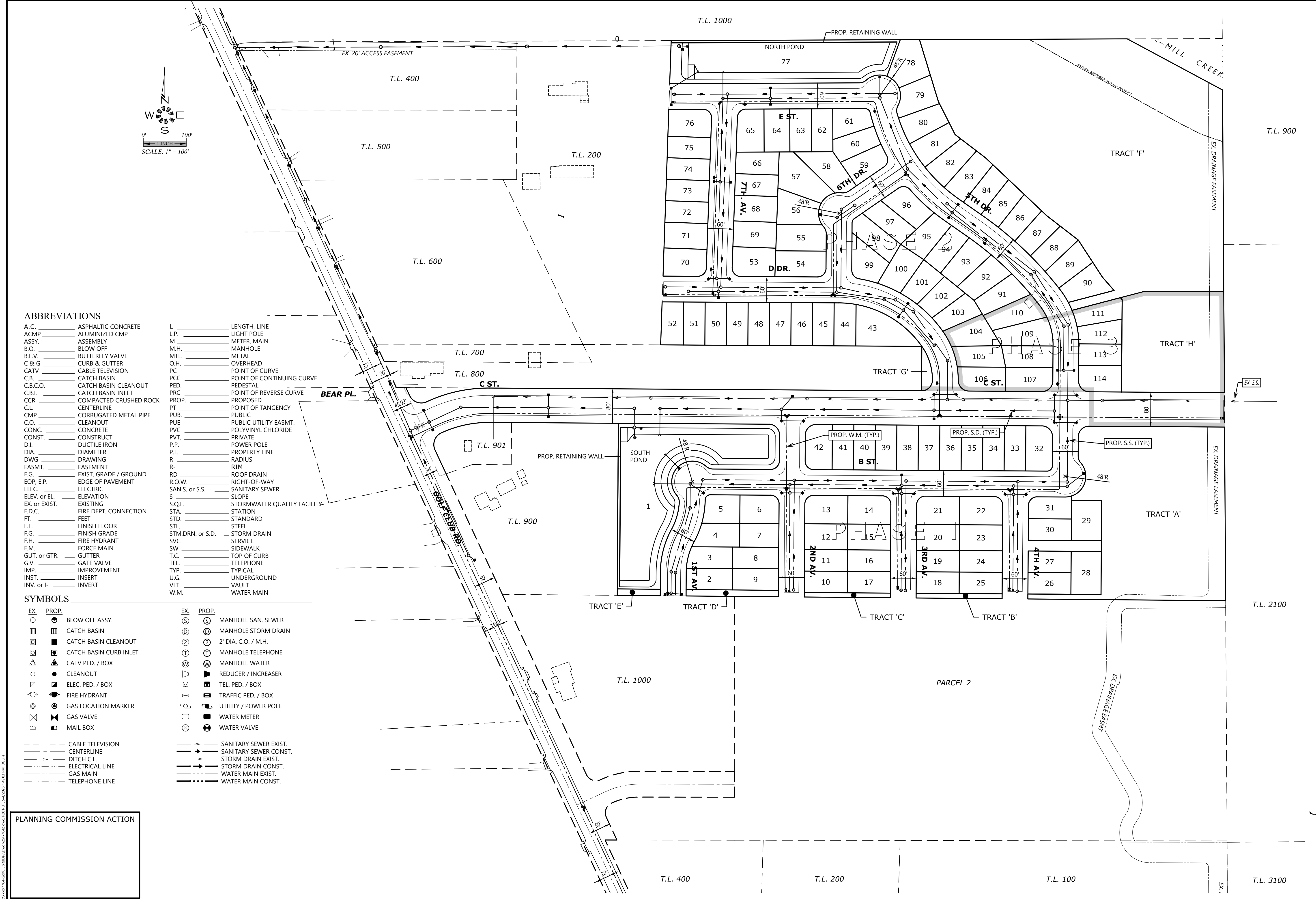
| | | | |
|---------------|------------------------|------------------|-----------------------------|
| A.C. | ASPHALTIC CONCRETE | L. | LENGTH, LINE |
| ACMP | ALUMINIZED CMP | L.P. | LIGHT POLE |
| ASSY. | ASSEMBLY | M | METER, MAIN |
| B.O. | BLOW OFF | M.H. | MANHOLE |
| B.F.V. | BUTTERFLY VALVE | MTL. | METAL |
| C & G | CURB & GUTTER | O.H. | OVERHEAD |
| CATV | CABLE TELEVISION | PC | POINT OF CURVE |
| C.B. | CATCH BASIN | PCC | POINT OF CONTINUING CURVE |
| C.B.C.O. | CATCH BASIN CLEANOUT | PE | PEDESTAL |
| C.B.I. | CATCH BASIN INLET | PRC | POINT OF REVERSE CURVE |
| CCR | COMPACTED CRUSHED ROCK | PROP. | PROPOSED |
| C.L. | CENTERLINE | PT | POINT OF TANGENCY |
| CMP | CORRUGATED METAL PIPE | PUB. | PUBLIC |
| C.O. | CLEANOUT | PUE | PUBLIC UTILITY EASMT. |
| CONC. | CONCRETE | PVC | POLYVINYL CHLORIDE |
| CONST. | CONSTRUCT | PVT. | PRIVATE |
| D.I. | DUCTILE IRON | P.P. | POWER POLE |
| DIA. | DIAMETER | P.L. | PROPERTY LINE |
| DWG. | DRAWING | R | RADIUS |
| EASMT. | EASEMENT | R | RIM |
| E.G. | EXIST. GRADE / GROUND | RD | ROOF DRAIN |
| EOP, E.P. | EDGE OF PAVEMENT | R.O.W. | RIGHT-OF-WAY |
| ELEC. | ELECTRIC | SAN.S. or S.S. | SANITARY SEWER |
| ELEV. or EL. | ELEVATION | S | SLOPE |
| EX. or EXIST. | EXISTING | S.Q.F. | STORMWATER QUALITY FACILITY |
| F.D.C. | FIRE DEPT. CONNECTION | STA. | STATION |
| FT. | FEET | STD. | STANDARD |
| F.F. | FINISH FLOOR | STL. | STEEL |
| F.G. | FINISH GRADE | STM.DRN. or S.D. | STORM DRAIN |
| F.H. | FIRE HYDRANT | SVC. | SERVICE |
| F.M. | FORCE MAIN | SW | SIDEWALK |
| GUT. or GTR. | GUTTER | T.C. | TOP OF CURB |
| G.V. | GATE VALVE | TEL. | TELEPHONE |
| IMP. | IMPROVEMENT | TYP. | TYPICAL |
| INST. | INSERT | U.G. | UNDERGROUND |
| INV. or I- | INVERT | VLT. | Vault |
| | | W.M. | WATER MAIN |

SYMBOLS

| | | | |
|-----|-------|-----|-------|
| EX. | PROP. | EX. | PROP. |
| | | | |
| | | | |
| | | | |
| | | | |
| | | | |
| | | | |
| | | | |
| | | | |
| | | | |
| | | | |
| | | | |
| | | | |
| | | | |
| | | | |
| | | | |

PLANNING COMMISSION ACTION

D:\Projects\7764\7764-Subdivision\Drawings\2021\UTL_542\2021_542031.dwg



**PRELIMINARY
SUBDIVISION SITE PLAN
OVERALL
UTILITY PLAN**

**GOLF CLUB ROAD
DEVELOPMENT**

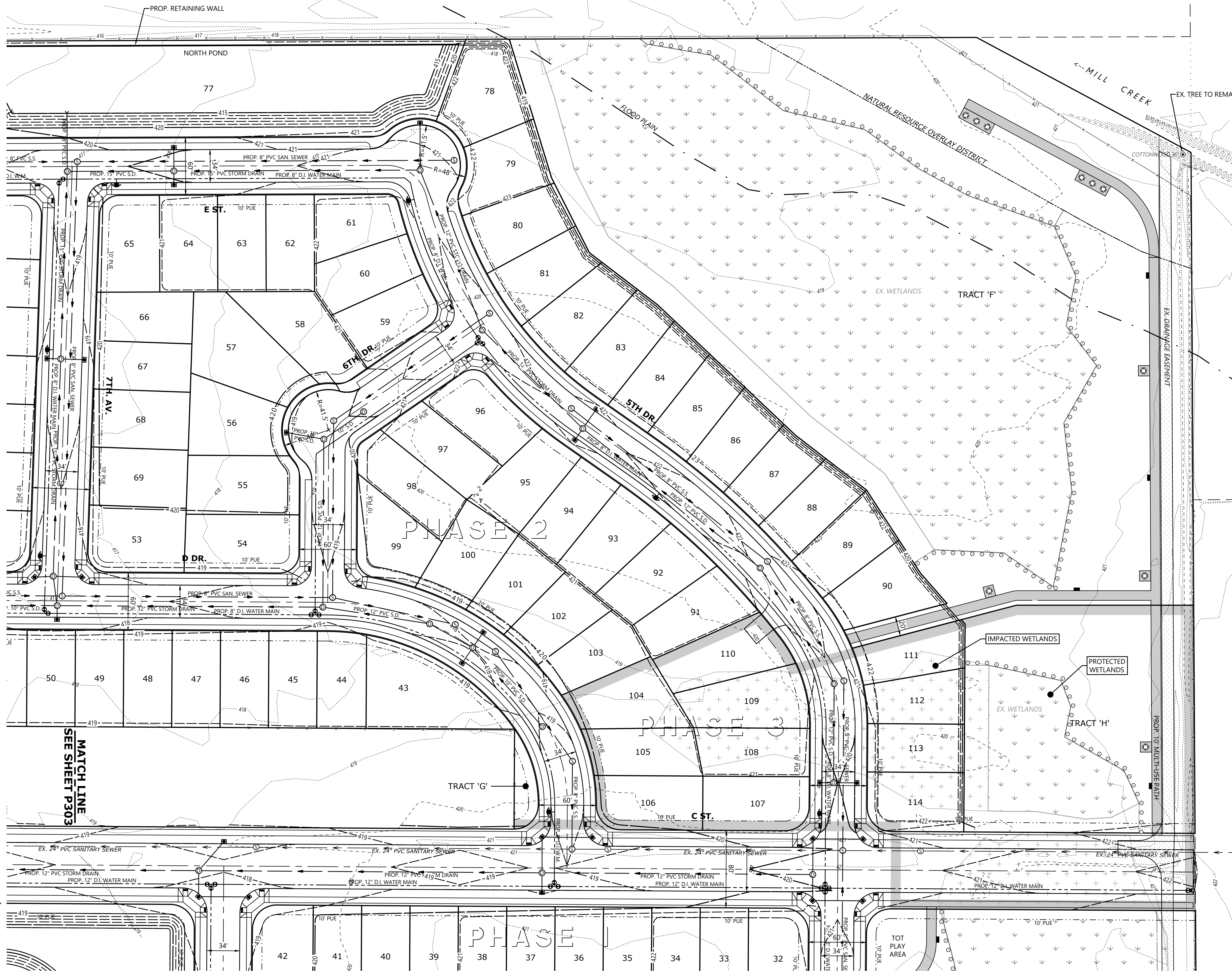

NO CHANGES, MODIFICATIONS OR REPRODUCTIONS TO BE MADE TO THESE DRAWINGS WITHOUT WRITTEN AUTHORIZATION FROM THE DESIGN ENGINEER.
DIMENSIONS & NOTES TAKE PRECEDENCE OVER GRAPHICAL REPRESENTATION.

Design: M.D.G.
Drawn: D.G.G.
Checked: M.D.G.
Issue Date: 5/4/26
Scale: AS SHOWN
As-Built:



JOB # 7764
P201

THERE IS ONE TREE WITHIN THE PROJECT BOUNDARY, A 36 INCH COTTONWOOD IN THE NORTHEAST CORNER OF THE SITE. THIS TREE IS TO REMAIN.



MATCH LINE
SEE SHEET P302

MATCH LINE
SEE SHEET P303

PLANNING COMMISSION ACTION



**PRELIMINARY
SUBDIVISION SITE PLAN
UTILITY PLAN
(NORTHEAST QUADRANT)**

**GOLF CLUB ROAD
DEVELOPMENT**

NO CHANGES, MODIFICATIONS OR REPRODUCTIONS TO BE MADE TO THESE DRAWINGS WITHOUT WRITTEN AUTHORIZATION FROM THE DESIGN ENGINEER.
DIMENSIONS & NOTES TAKE PRECEDENCE OVER GRAPHICAL REPRESENTATION.

Design: M.D.G.
Drawn: D.G.G.
Checked: M.D.G.
Issue Date: 6/18/26
Scale: AS SHOWN
As-Built:



EXPIRES: 06-30-2027

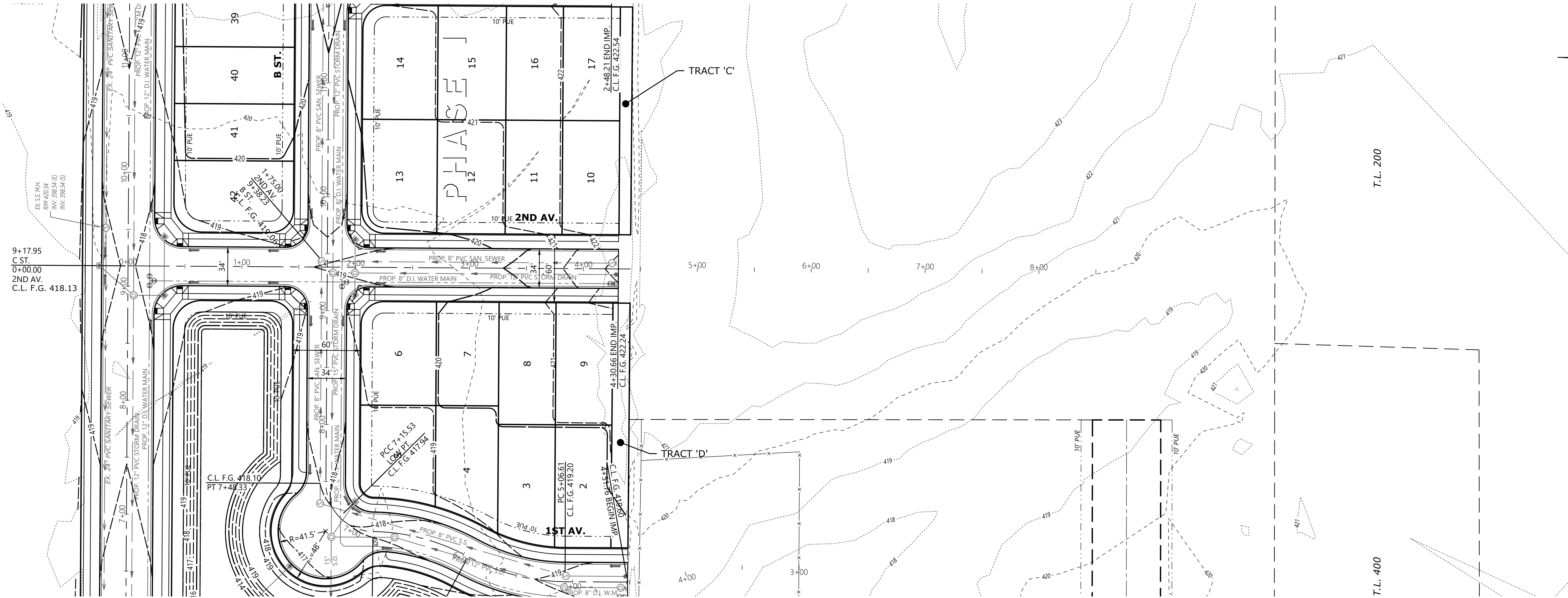
JOB # 7764

P304

P:\Projects\7764 Golf Club Road\Drawings\7764_P304.dwg 6/18/2026 10:33:38 AM DGG

SEE SHEET P401 FOR
C ST. DESIGN

SEE SHEET P403 FOR
B ST. DESIGN




**PRELIMINARY
SUBDIVISION SITE PLAN
STREET PLANS & PROFILES**

**GOLF CLUB ROAD
DEVELOPMENT**

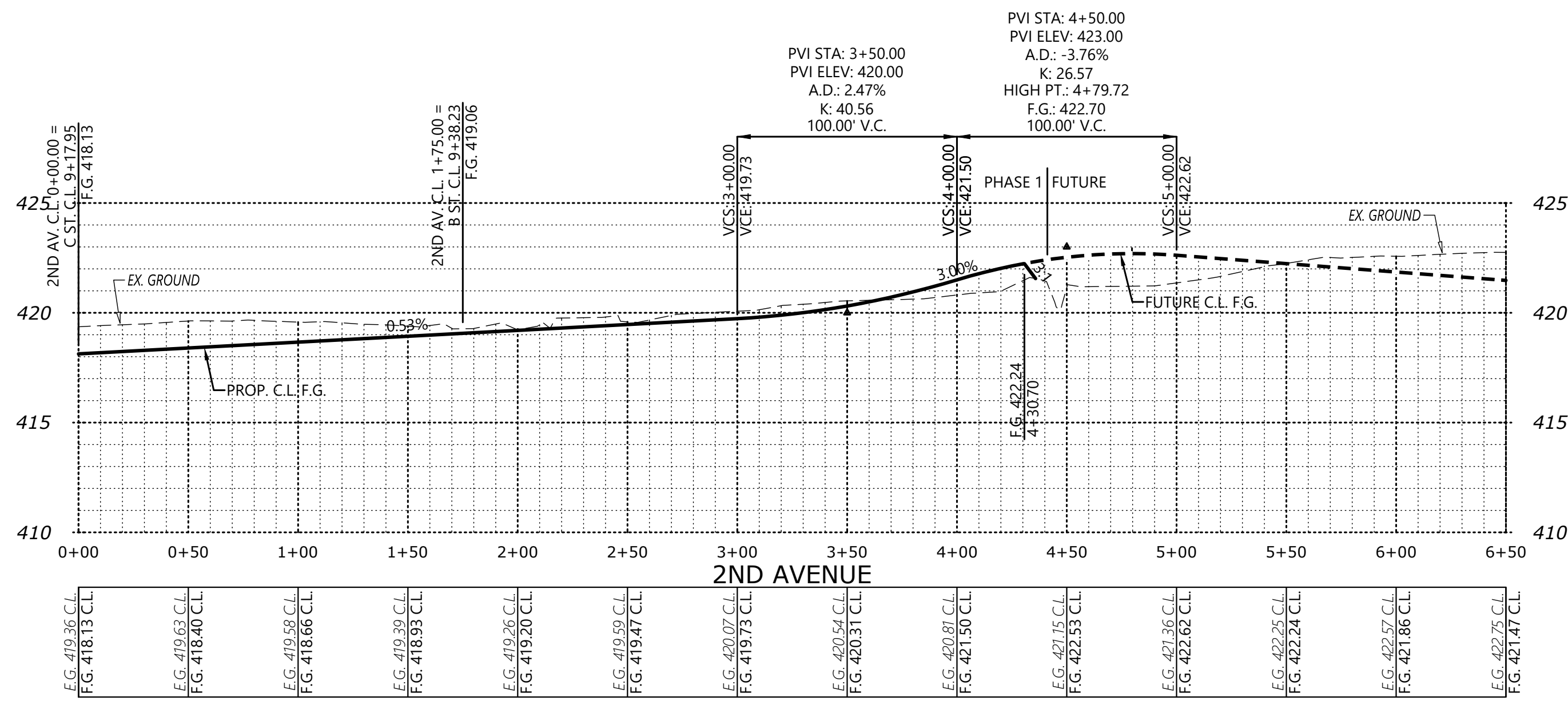
NO CHANGES, MODIFICATIONS
OR REPRODUCTIONS TO BE
MADE TO THESE DRAWINGS
WITHOUT WRITTEN
AUTHORIZATION FROM THE
DESIGN ENGINEER.
DIMENSIONS & NOTES TAKE
PRECEDENCE OVER
GRAPHICAL REPRESENTATION.

Design: M.D.G.
Drawn: D.G.G.
Checked: M.D.G.
Issue Date: 5/4/26
Scale: AS SHOWN
As-Built: _____



EXPIRES: 06-30-2027
JOB # 7764

P404



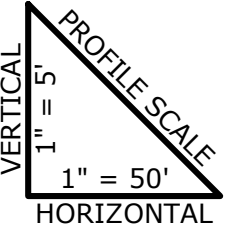
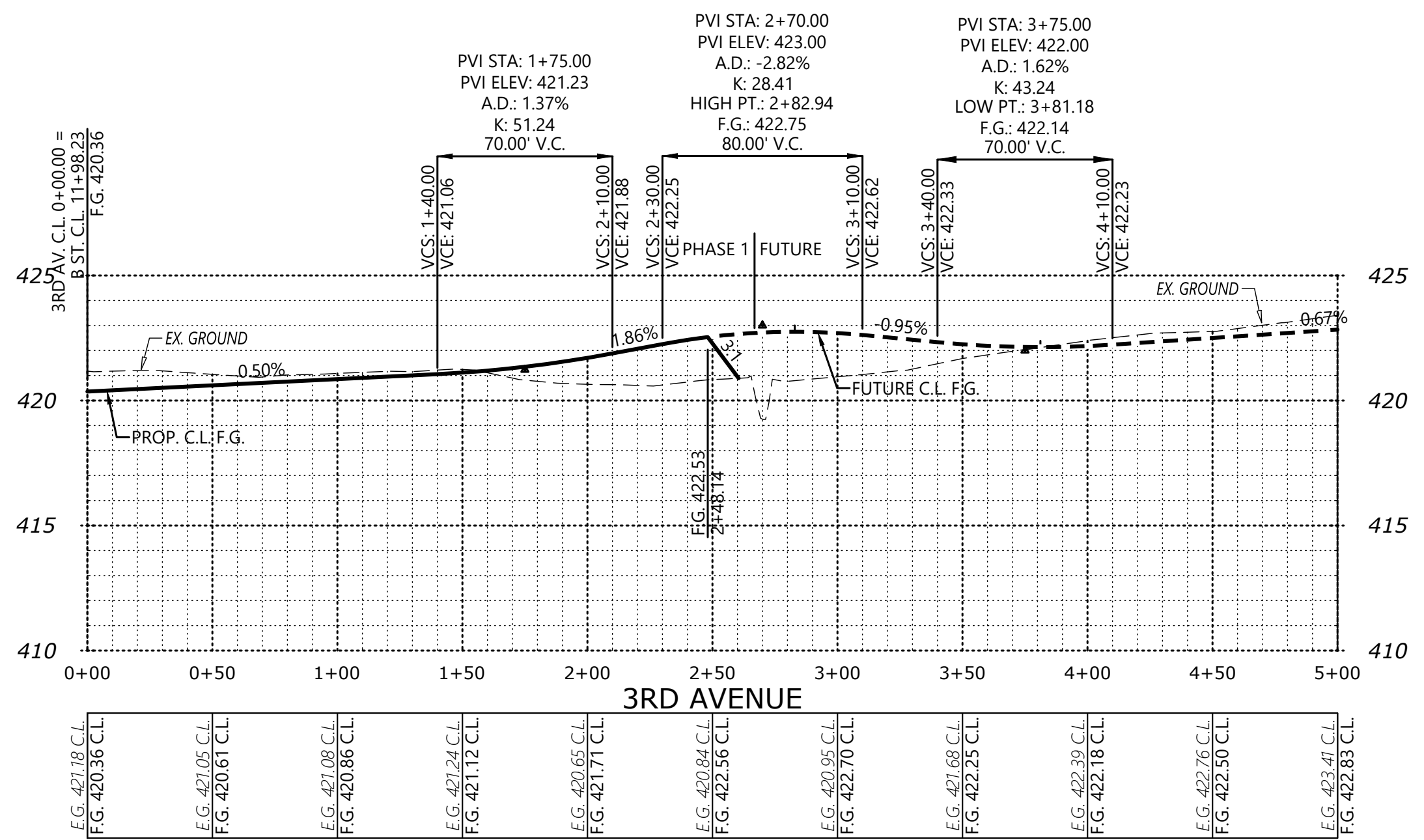
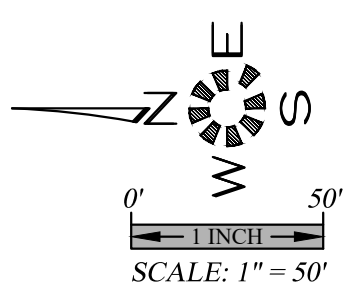
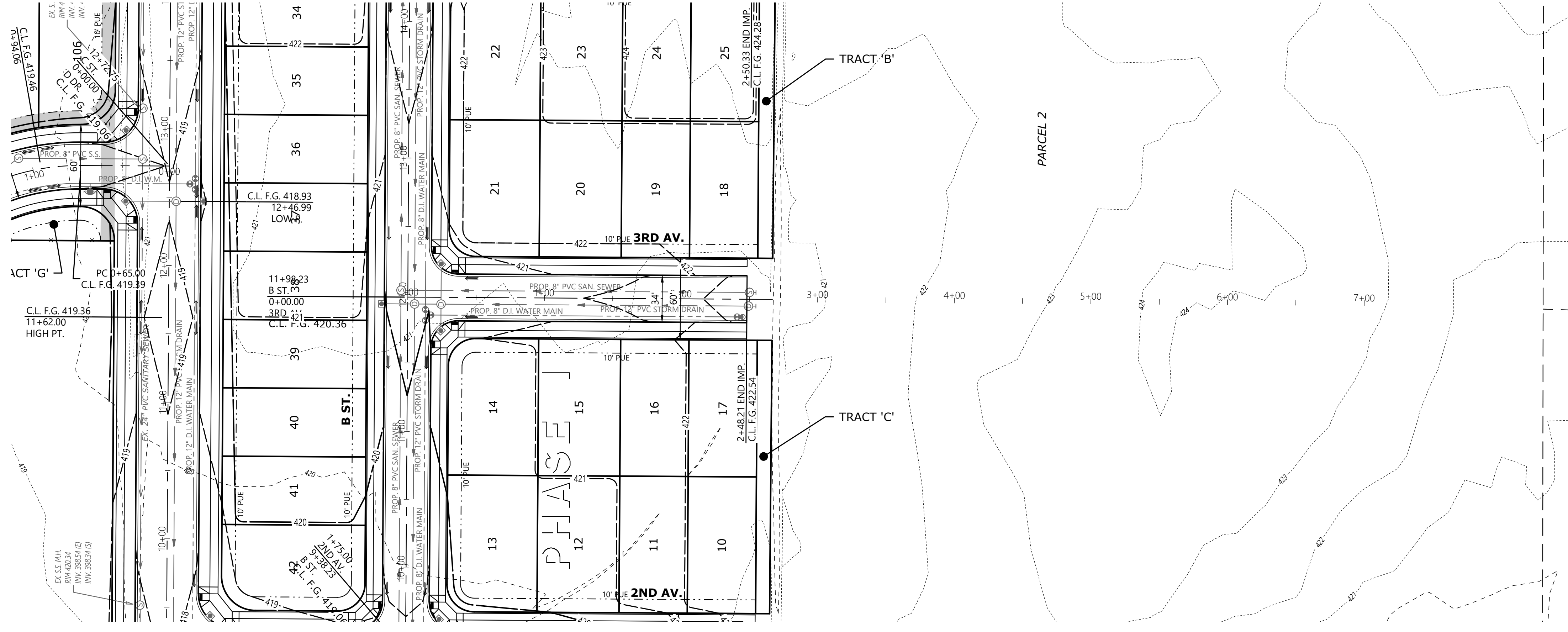
PLANNING COMMISSION ACTION

D:\Projects\7764_GolfClubRoad\Drawings\2027\Planning_P404.dwg, 5/4/2026, 1:50:52 PM, D:\g...

2/27/2017 10:54 AM C:\Users\mduffy\OneDrive\Documents\76465 ST. 5442001.1 15148 P&E Dwg.dwg

PLANNING COMMISSION ACTION

SEE SHEET P403 FOR B ST. DESIGN



**PRELIMINARY
SUBDIVISION SITE PLAN
STREET PLANS & PROFILES**

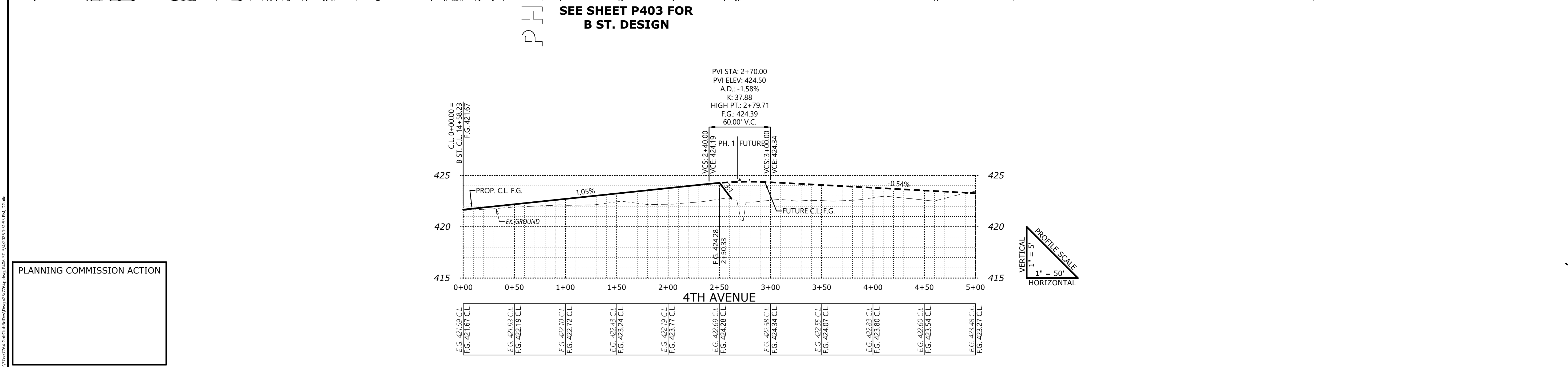
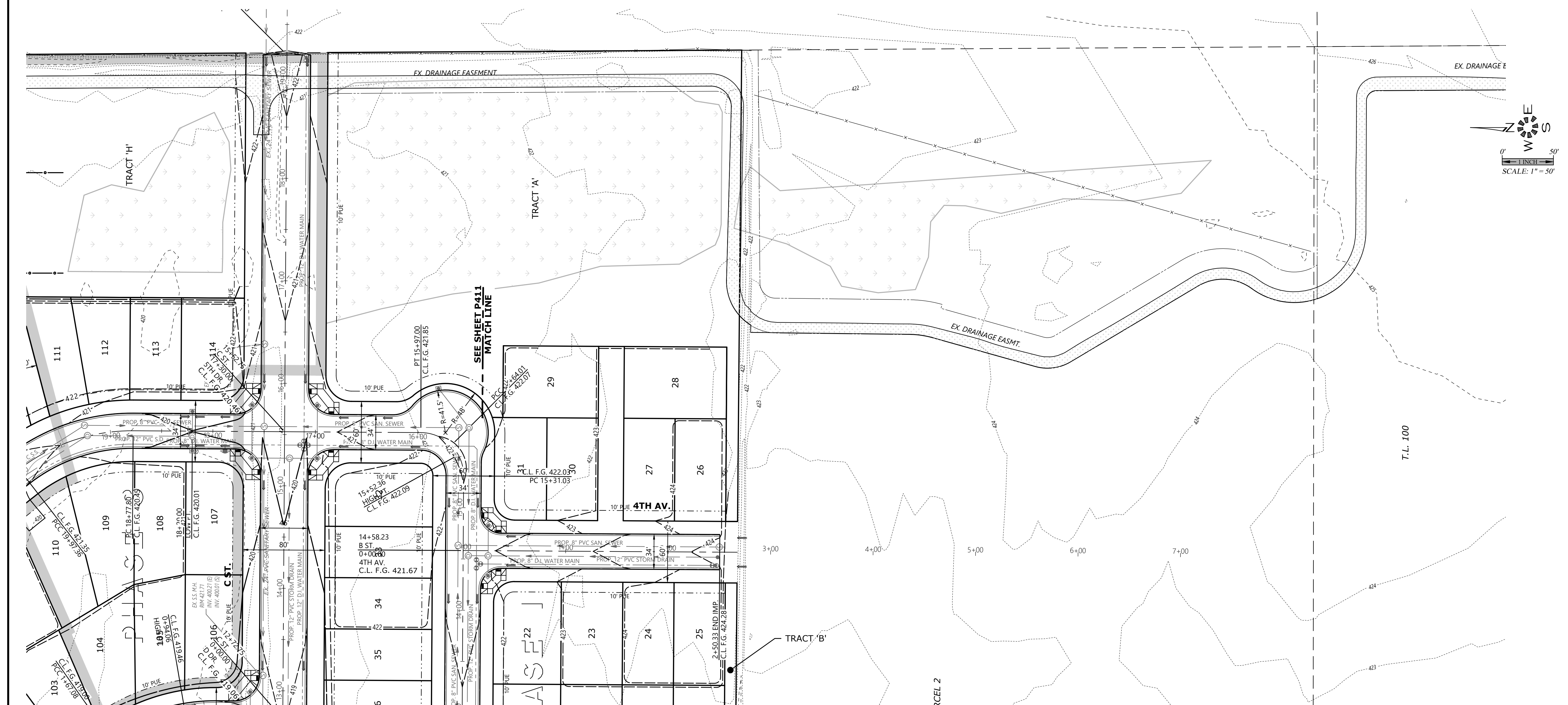
**GOLF CLUB ROAD
DEVELOPMENT**

NO CHANGES, MODIFICATIONS OR REPRODUCTIONS TO BE MADE TO THESE DRAWINGS WITHOUT WRITTEN AUTHORIZATION FROM THE DESIGN ENGINEER. DIMENSIONS & NOTES TAKE PRECEDENCE OVER GRAPHICAL REPRESENTATION.

Design: M.D.G.
Drawn: D.G.G.
Checked: M.D.G.
Issue Date: 5/1/26
Scale: AS SHOWN
As-Built: _____



EXPIRES: 06-30-2027
JOB # 7764



PLANNING COMMISSION ACTION

D:\Projects\7764\7764-01\Submittal\Draw\02\7764.dwg 14:53:15 5/4/2026 1:51:13 PM D:\globe



**PRELIMINARY
SUBDIVISION SITE PLAN
STREET PLANS & PROFILES**

**GOLF CLUB ROAD
DEVELOPMENT**

NO CHANGES, MODIFICATIONS OR REPRODUCTIONS TO BE MADE TO THESE DRAWINGS WITHOUT WRITTEN AUTHORIZATION FROM THE DESIGN ENGINEER. DIMENSIONS & NOTES TAKE PRECEDENCE OVER GRAPHICAL REPRESENTATION.

Design: M.D.G.
 Drawn: D.G.G.
 Checked: M.D.G.
 Issue Date: 5/4/26
 Scale: AS SHOWN
 As-Built: _____

REGISTERED PROFESSIONAL ENGINEER
 JUNE 1978
 MARK D. GREEN

EXPIRES: 06-30-2027
 JOB # 7764

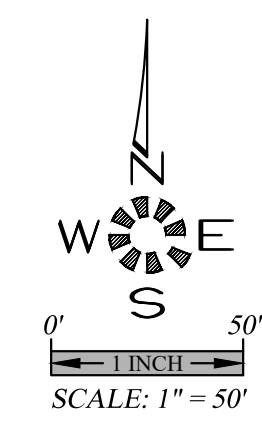
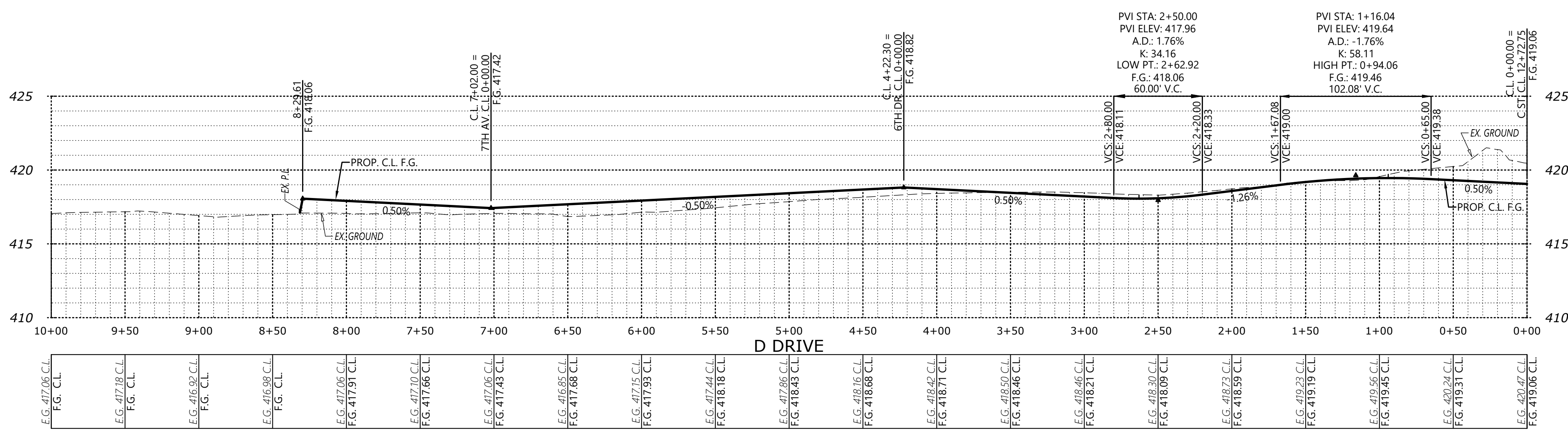
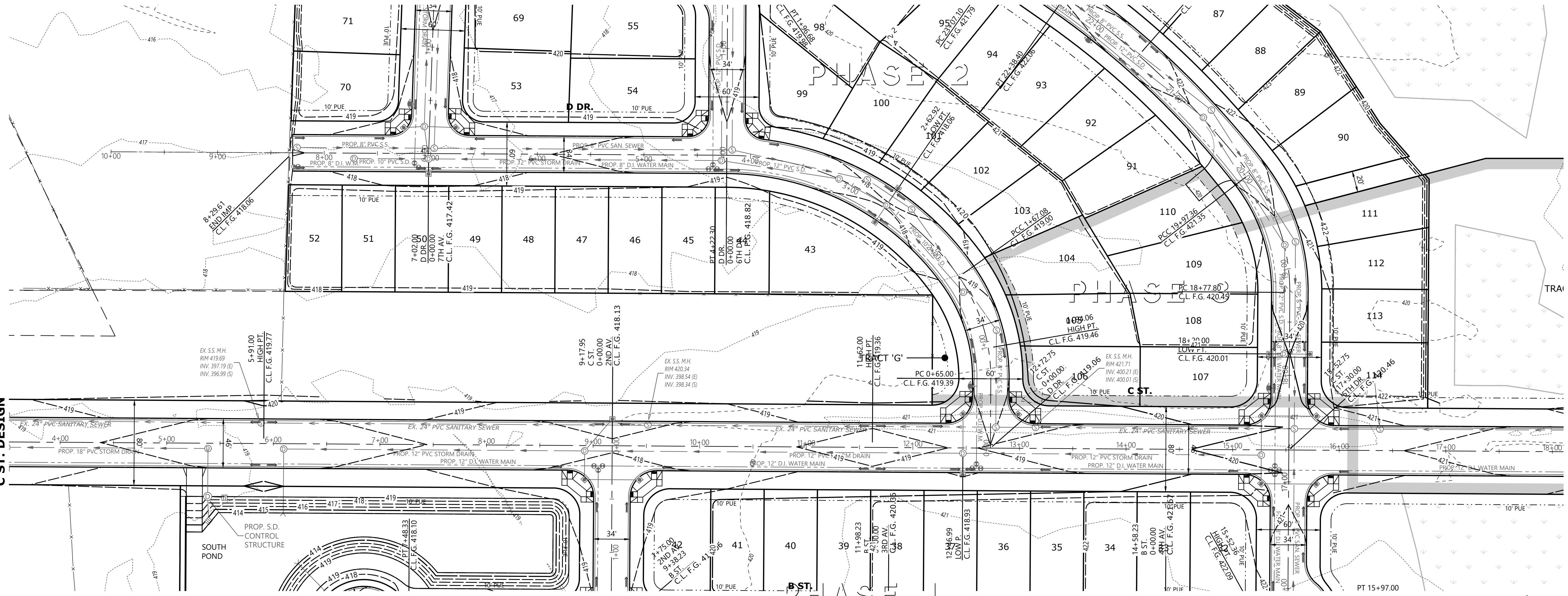
P406

SEE SHEET P410 FOR
7TH AV. DESIGN

SEE SHEET P410 FOR
6TH DR. DESIGN

SEE SHEET P401 FOR
C ST. DESIGN

SEE SHEET P402 FOR
C ST. DESIGN



PLANNING COMMISSION ACTION



**PRELIMINARY
SUBDIVISION SITE PLAN
STREET PLANS & PROFILES**

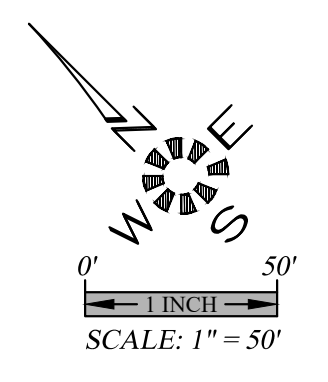
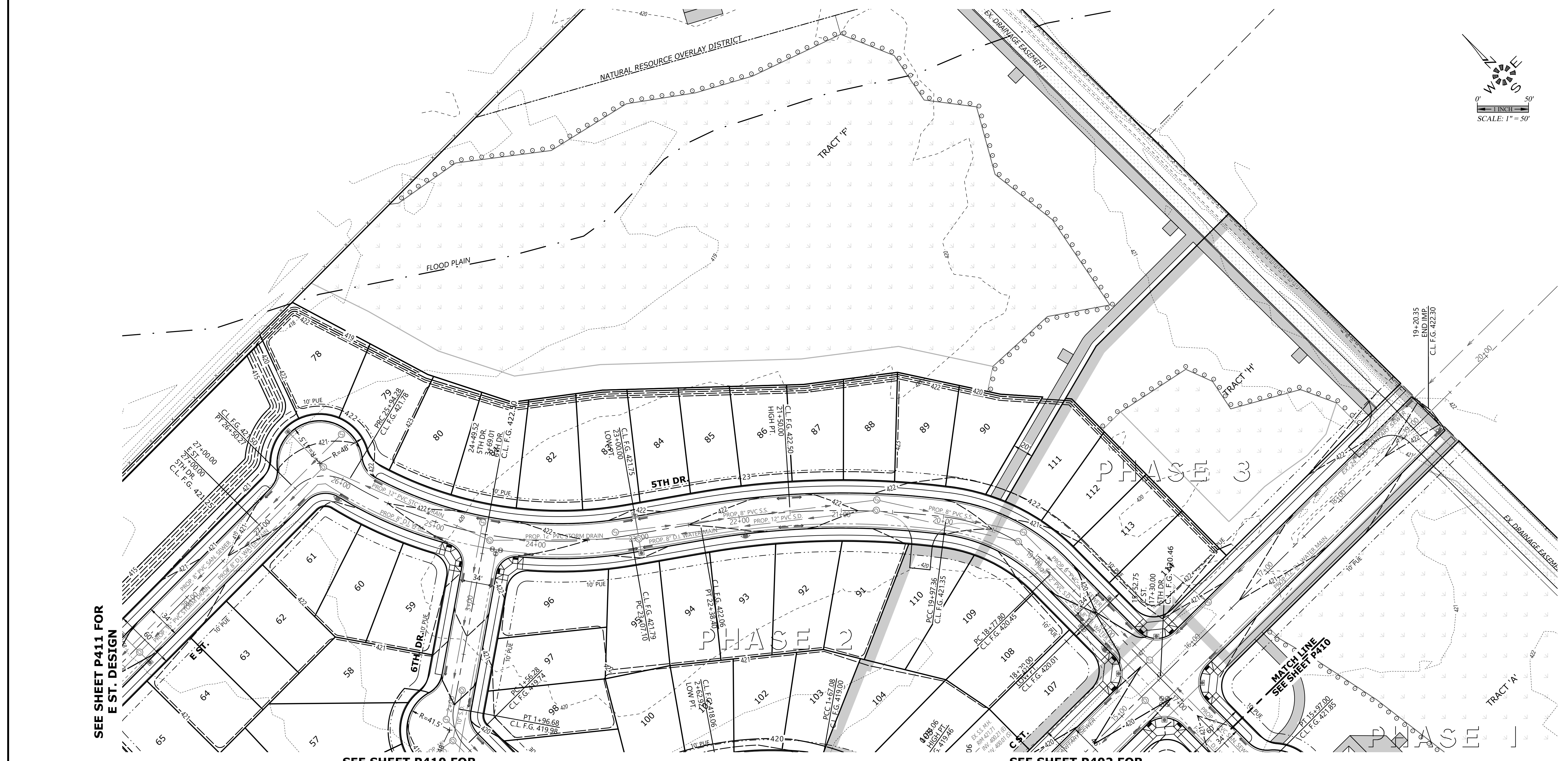
**GOLF CLUB ROAD
DEVELOPMENT**

NO CHANGES, MODIFICATIONS OR REPRODUCTIONS TO BE MADE TO THESE DRAWINGS WITHOUT WRITTEN AUTHORIZATION FROM THE DESIGN ENGINEER. DIMENSIONS & NOTES TAKE PRECEDENCE OVER GRAPHICAL REPRESENTATION.

Design: M.D.G.
Drawn: D.G.G.
Checked: M.D.G.
Issue Date: 5/4/26
Scale: AS SHOWN
As-Built: _____



JOB # 7764
P408



MULTI/TECH
 ENGINEERING SERVICES, INC.
 1155 13th St., S.E. Salem, OR 97302
 www.multitechengineering.net office@multitechengineering.net

**PRELIMINARY
 SUBDIVISION SITE PLAN
 STREET PLANS & PROFILES**

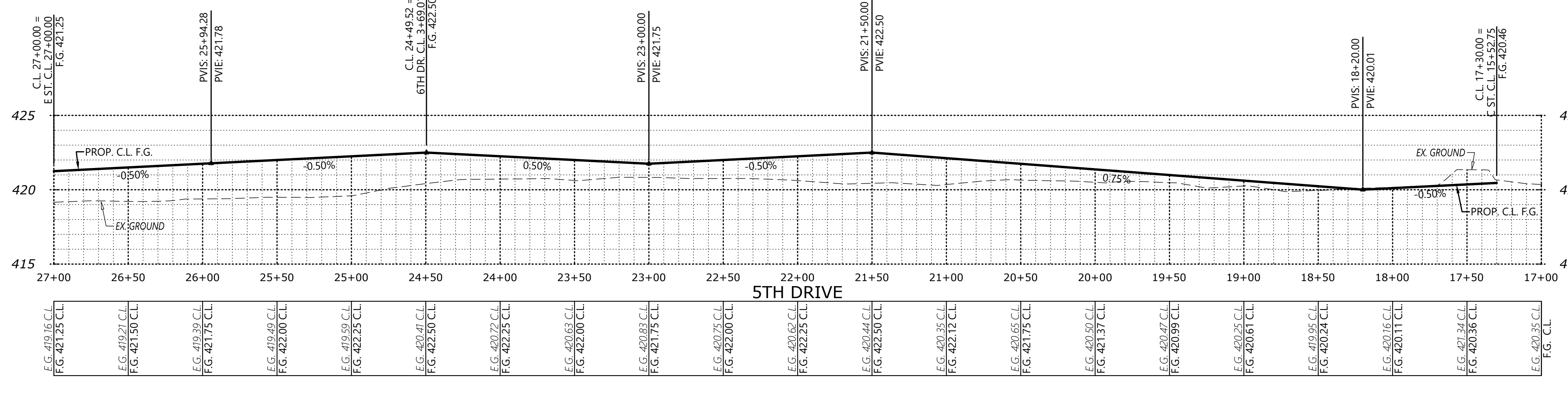
**GOLF CLUB ROAD
 DEVELOPMENT**

NO CHANGES, MODIFICATIONS
 OR REPRODUCTIONS TO BE
 MADE TO THESE DRAWINGS
 WITHOUT WRITTEN
 AUTHORIZATION FROM THE
 DESIGN ENGINEER.
 DIMENSIONS & NOTES TAKE
 PRECEDENCE OVER
 GRAPHICAL REPRESENTATION.

SEE SHEET P411 FOR
 E ST. DESIGN


SEE SHEET P410 FOR
 6TH DR. DESIGN

SEE SHEET P402 FOR
 C ST. DESIGN



PLANNING COMMISSION ACTION

Design: M.D.G.
 Drawn: D.G.G.
 Checked: M.D.G.
 Issue Date: 6/18/26
 Scale: AS SHOWN
 As-Built: _____



EXPRES: 06-30-2027
 JOB # 7764
P409

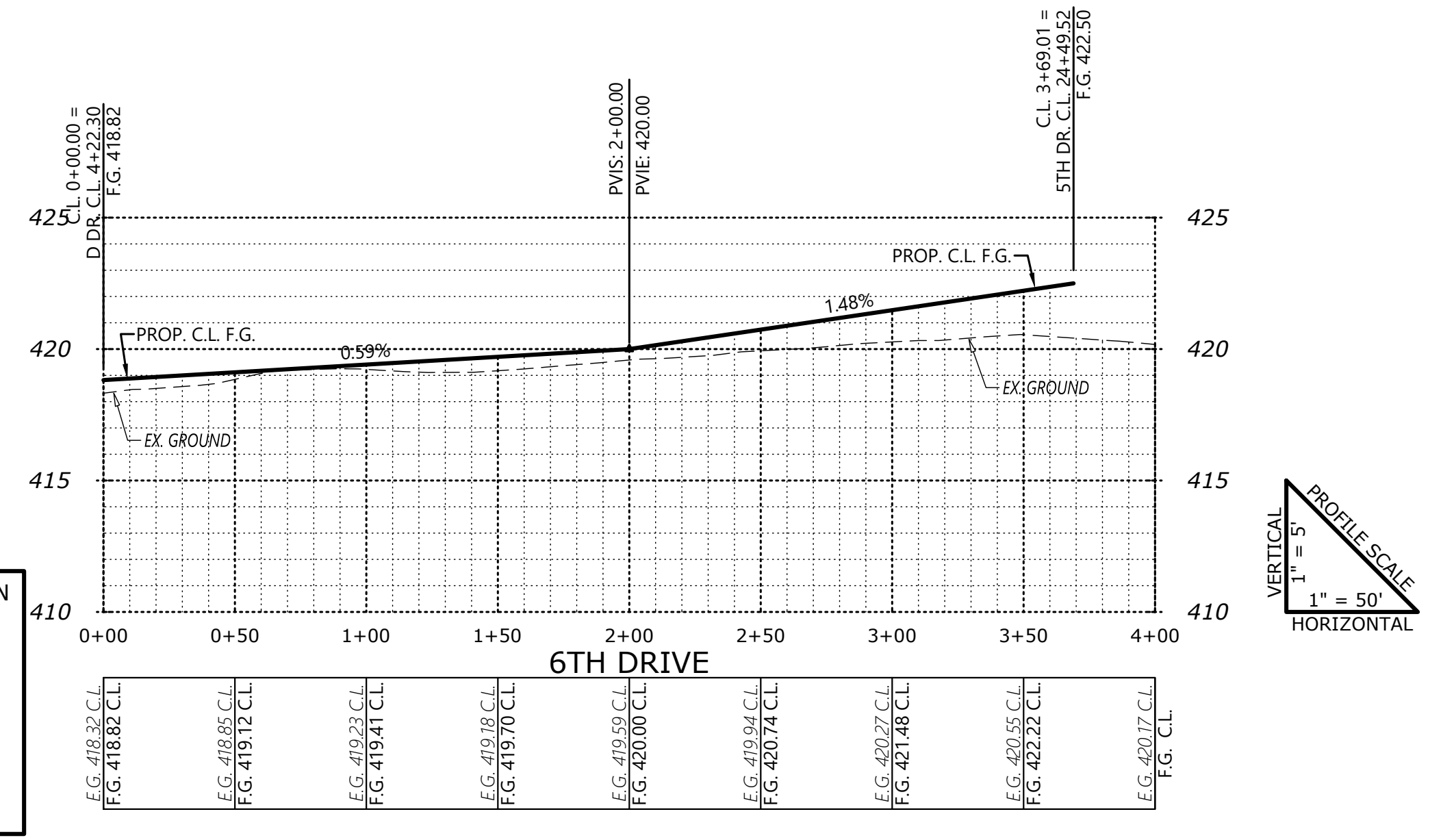
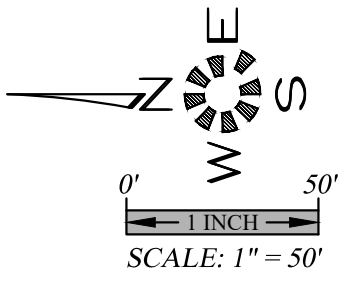
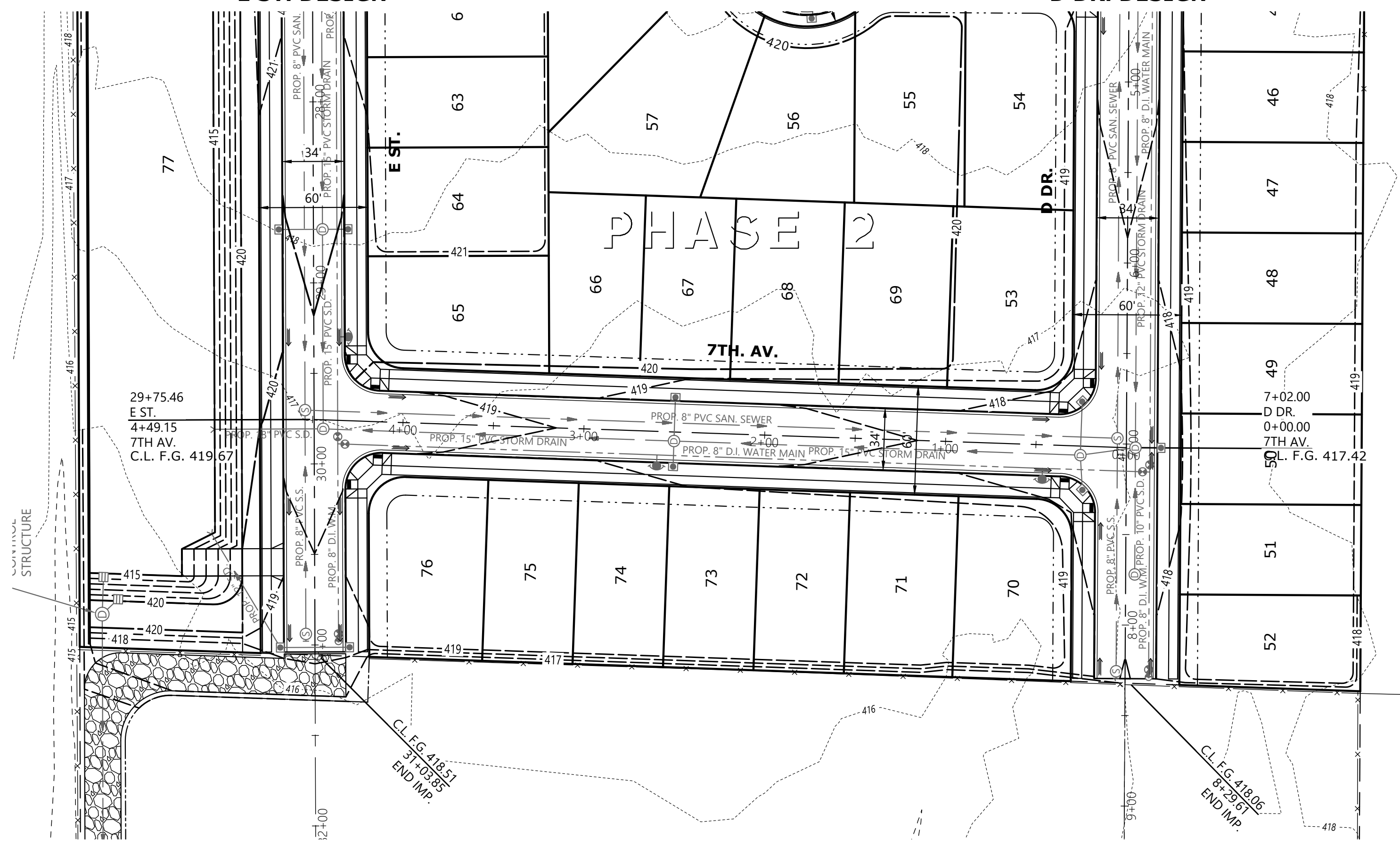


SEE SHEET P408 FOR D DR. DESIGN

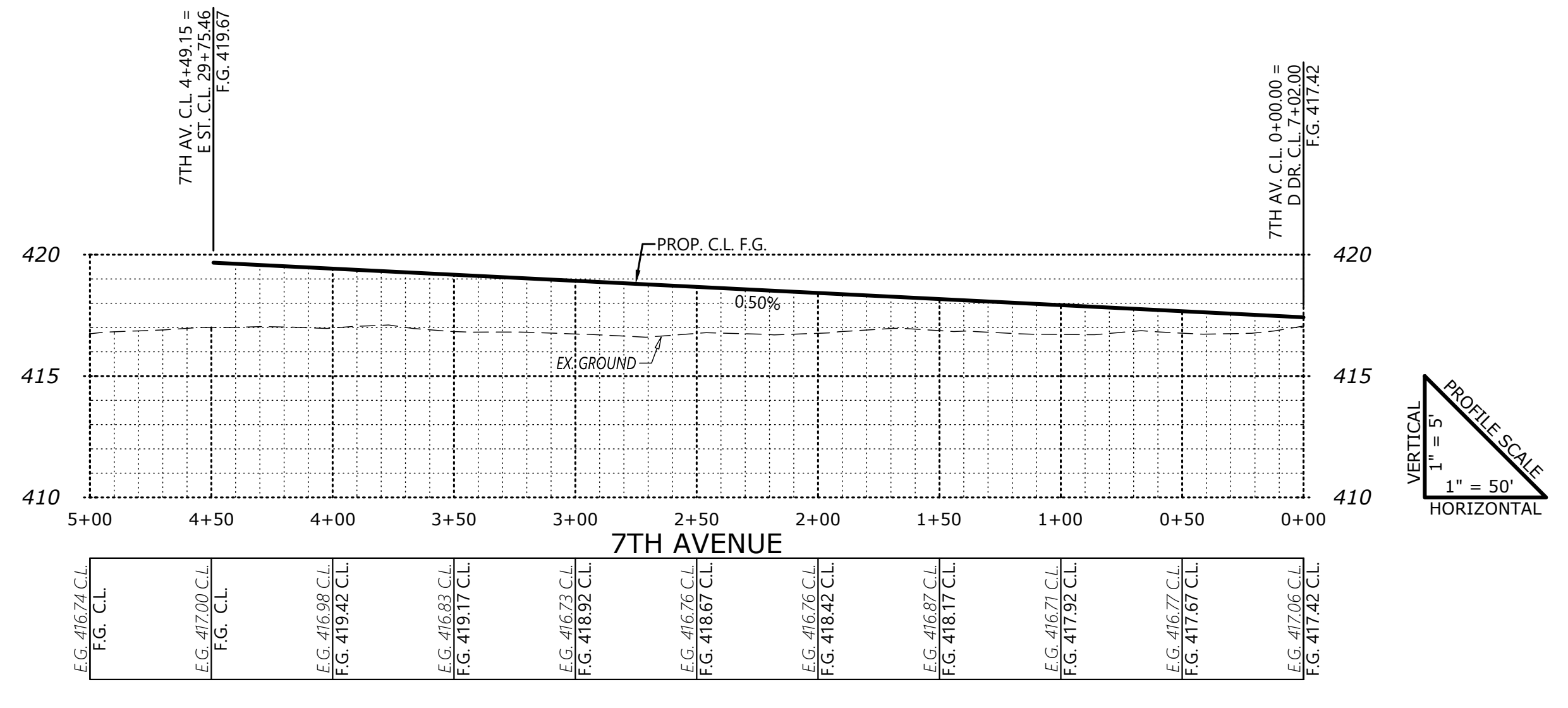
SEE SHEET P409 FOR 5TH DR. DESIGN

SEE SHEET P411 FOR E ST. DESIGN

SEE SHEET P408 FOR D DR. DESIGN



PLANNING COMMISSION ACTION



**PRELIMINARY
SUBDIVISION SITE PLAN
STREET PLANS & PROFILES**

**GOLF CLUB ROAD
DEVELOPMENT**

NO CHANGES, MODIFICATIONS OR REPRODUCTIONS TO BE MADE TO THESE DRAWINGS WITHOUT WRITTEN AUTHORIZATION FROM THE DESIGN ENGINEER. DIMENSIONS & NOTES TAKE PRECEDENCE OVER GRAPHICAL REPRESENTATION.

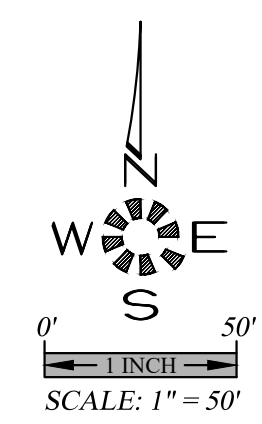
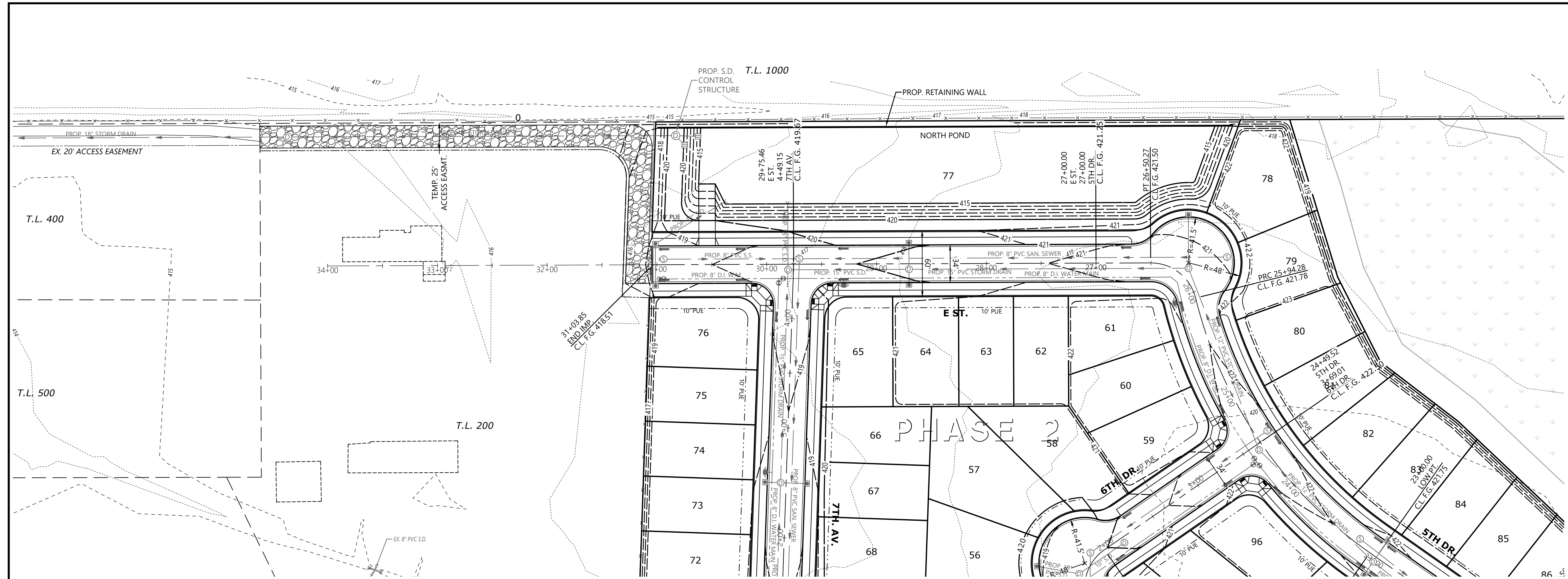
Design: M.D.G.
Drawn: D.G.G.
Checked: M.D.G.
Issue Date: 5/4/26
Scale: AS SHOWN
As-Built: _____



EXPIRES: 06-30-2027
JOB # 7764

P410

D:\Projects\7764\7764-Subdiv\Drawings\2025\7764-Subdiv.dwg 15:27:26 5/4/2025 1:52:12 PM D:\g... 2025/05/04 15:27:26




**PRELIMINARY
SUBDIVISION SITE PLAN
STREET PLANS & PROFILES**

**GOLF CLUB ROAD
DEVELOPMENT**

NO CHANGES, MODIFICATIONS
OR REPRODUCTIONS TO BE
MADE TO THESE DRAWINGS
WITHOUT WRITTEN
AUTHORIZATION FROM THE
DESIGN ENGINEER.
DIMENSIONS & NOTES TAKE
PRECEDENCE OVER
GRAPHICAL REPRESENTATION.

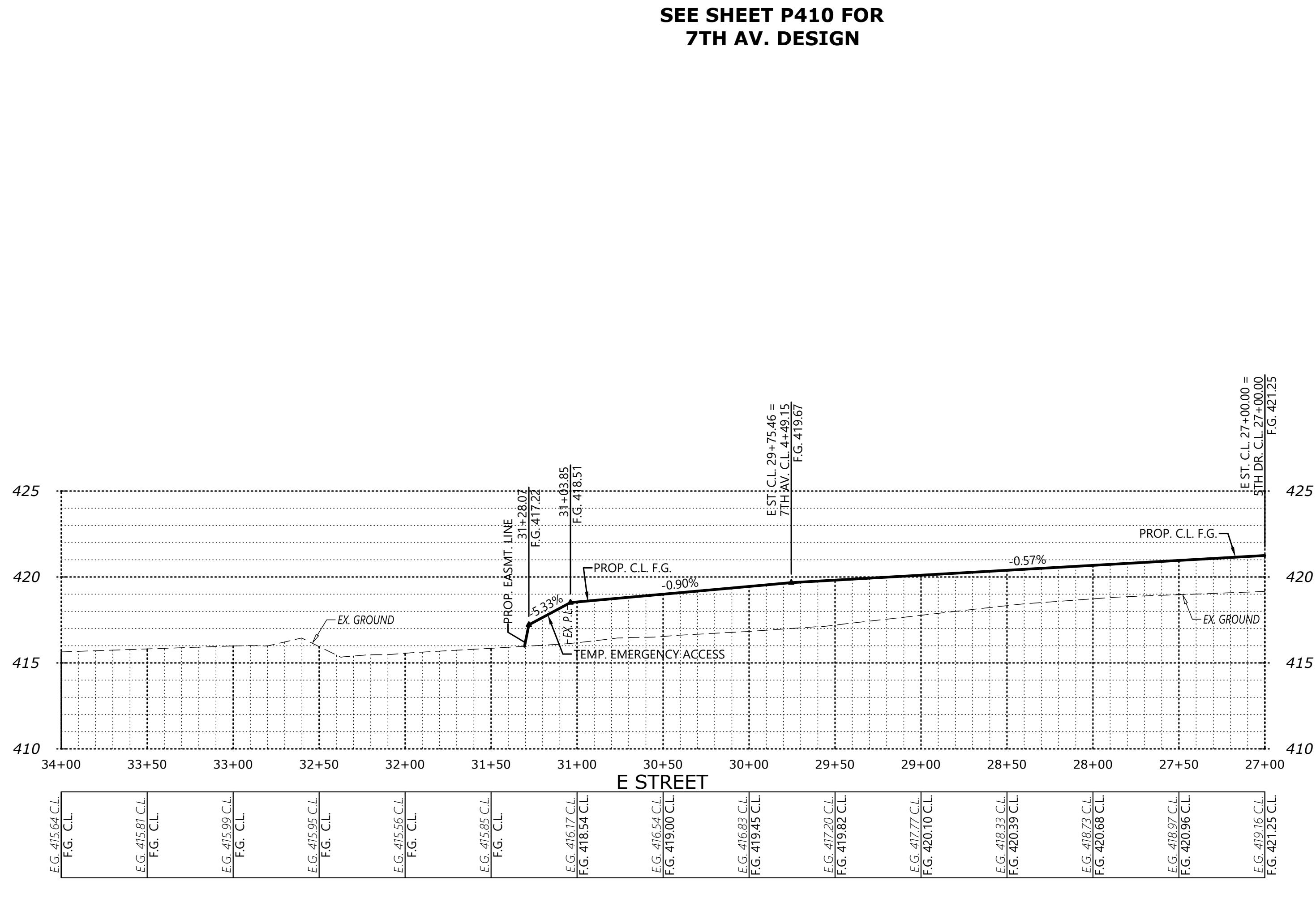
Design: M.D.G.
Drawn: D.G.G.
Checked: M.D.G.
Issue Date: 5/4/26
Scale: AS SHOWN
As-Built: _____



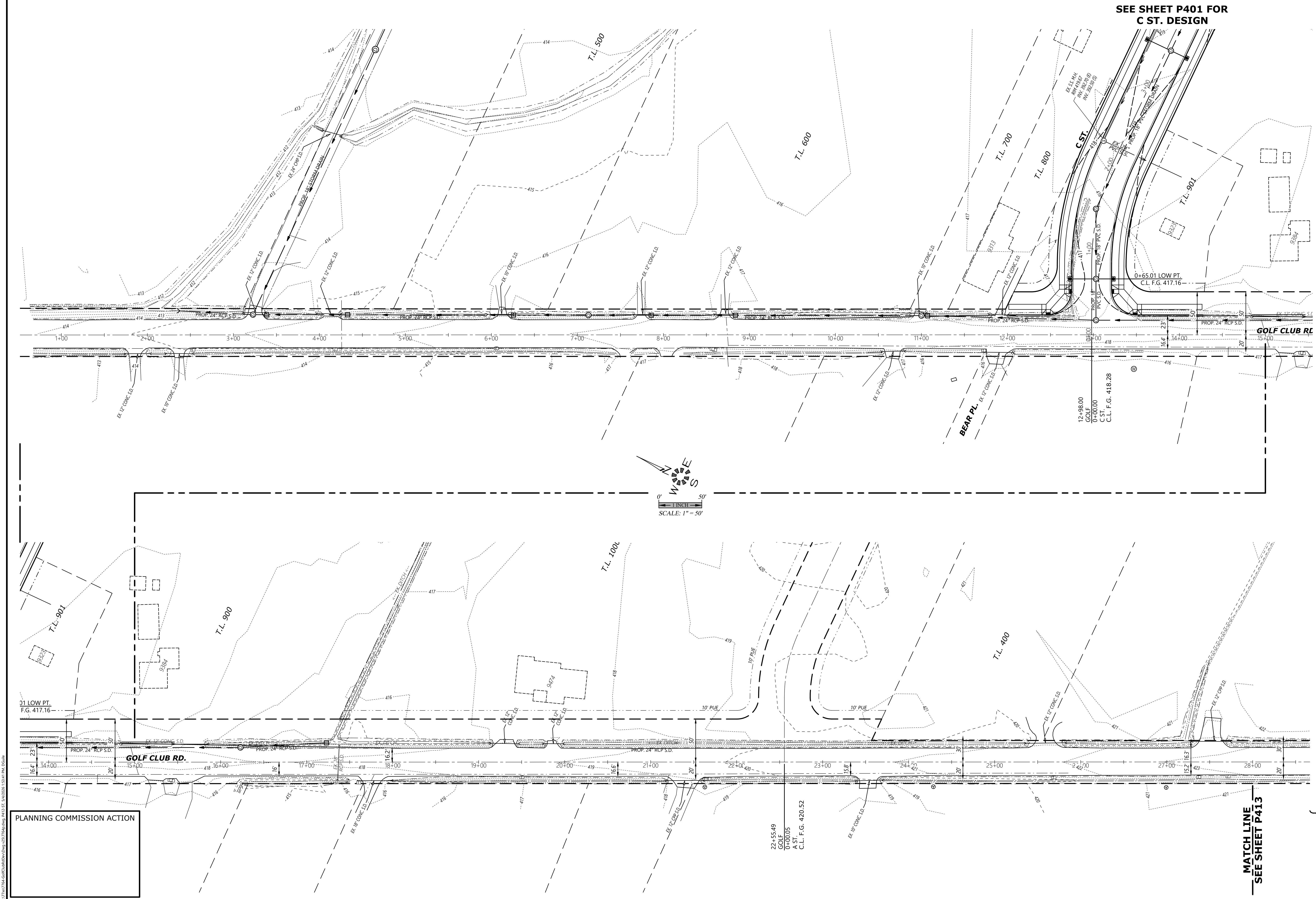
EXPIRES: 06-30-2027
JOB # 7764

P411

PLANNING COMMISSION ACTION



D:\Projects\7764\Subdivision\Draw\2507764.dwg 5/4/2026 1:58:33 PM D:\g



SEE SHEET P401 FOR
C ST. DESIGN




**PRELIMINARY
SUBDIVISION SITE PLAN
STREET PLANS**

**GOLF CLUB ROAD
DEVELOPMENT**

NO CHANGES, MODIFICATIONS
OR REPRODUCTIONS TO BE
MADE TO THESE DRAWINGS
WITHOUT WRITTEN
AUTHORIZATION FROM THE
DESIGN ENGINEER.
DIMENSIONS & NOTES TAKE
PRECEDENCE OVER
GRAPHICAL REPRESENTATION.

Design: M.D.G.
Drawn: D.G.G.
Checked: M.D.G.
Issue Date: 5/4/26
Scale: AS SHOWN
As-Built: _____



EXPIRES: 06-30-2027
JOB # 7764

P412

PLANNING COMMISSION ACTION

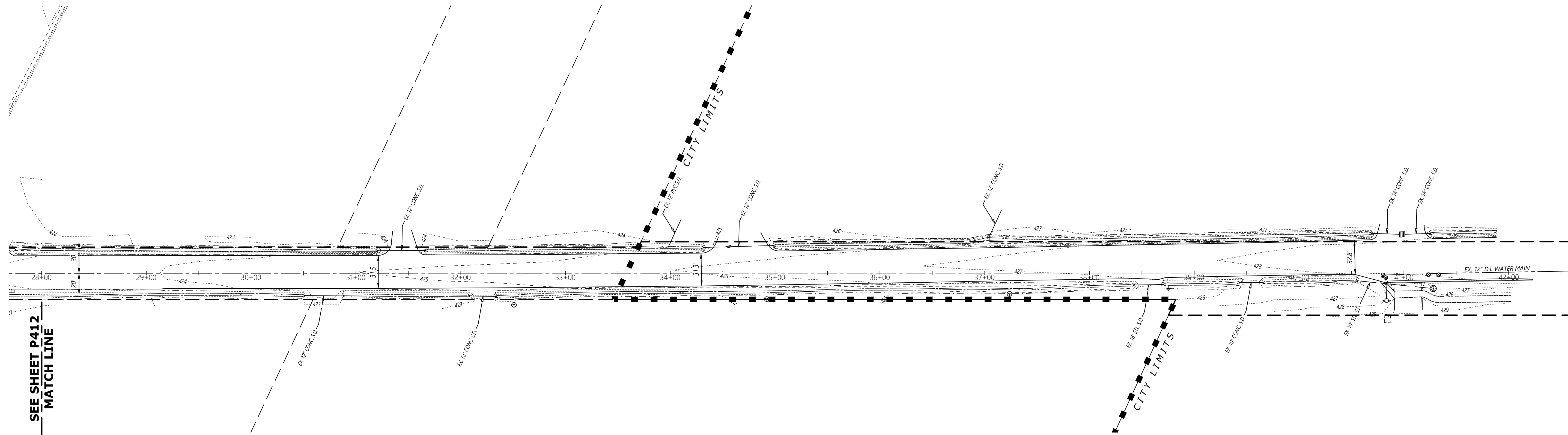
MATCH LINE
SEE SHEET P413

22+55.49
GOLF
0+00.05
A ST.
C.L. F.G. 420.52

D:\Projects\7764 Golf Club\Drawings\03\7764Plan_P412.Plot.docx

2/7/2025 10:45:00 AM C:\Users\jdoyle\OneDrive\Documents\7764\7764.dwg

PLANNING COMMISSION ACTION



SEE SHEET P412
MATCH LINE




**PRELIMINARY
SUBDIVISION SITE PLAN
STREET PLANS**

**GOLF CLUB ROAD
DEVELOPMENT**

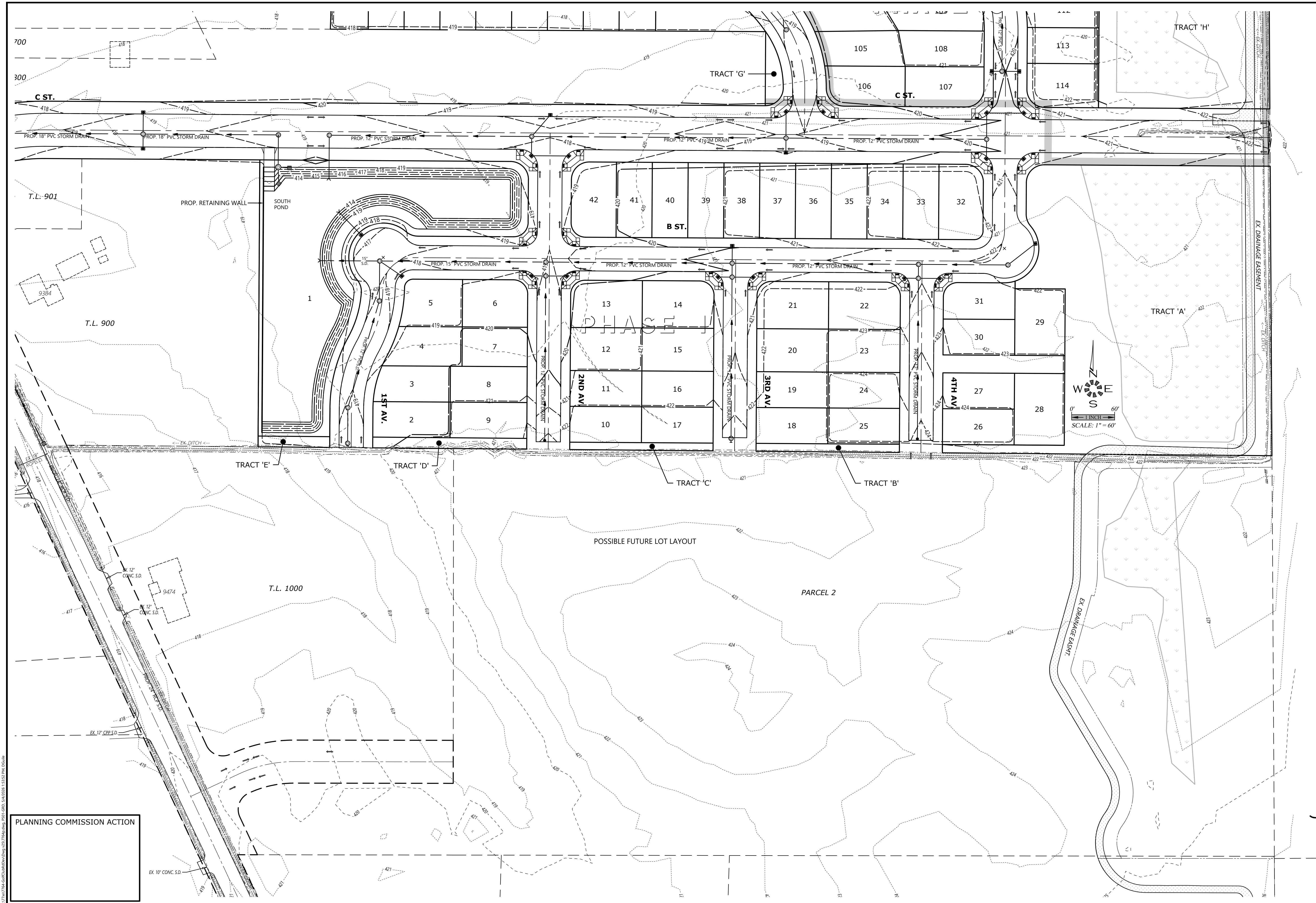
NO CHANGES, MODIFICATIONS
OR REPRODUCTIONS TO BE
MADE TO THESE DRAWINGS
WITHOUT WRITTEN
AUTHORIZATION FROM THE
DESIGN ENGINEER.
DIMENSIONS & NOTES TAKE
PRECEDENCE OVER
GRAPHICAL REPRESENTATION.

7764 7413 ST
Design: M.D.G.
Drawn: D.G.G.
Checked: M.D.G.
Issue Date: 5/4/26
Scale: AS SHOWN
As-Built: ----



EXPIRES: 06-30-2027
JOB # 7764

P413



**PRELIMINARY
SUBDIVISION SITE PLAN
GRADING PLAN
(SOUTH)**

**GOLF CLUB ROAD
DEVELOPMENT**

NO CHANGES, MODIFICATIONS
OR REPRODUCTIONS TO BE
MADE TO THESE DRAWINGS
WITHOUT WRITTEN
AUTHORIZATION FROM THE
DESIGN ENGINEER.
DIMENSIONS & NOTES TAKE
PRECEDENCE OVER
GRAPHICAL REPRESENTATION.

Design: M.D.G.
Drawn: D.G.G.
Checked: M.D.G.
Issue Date: 5/4/26
Scale: AS SHOWN
As-Built: _____

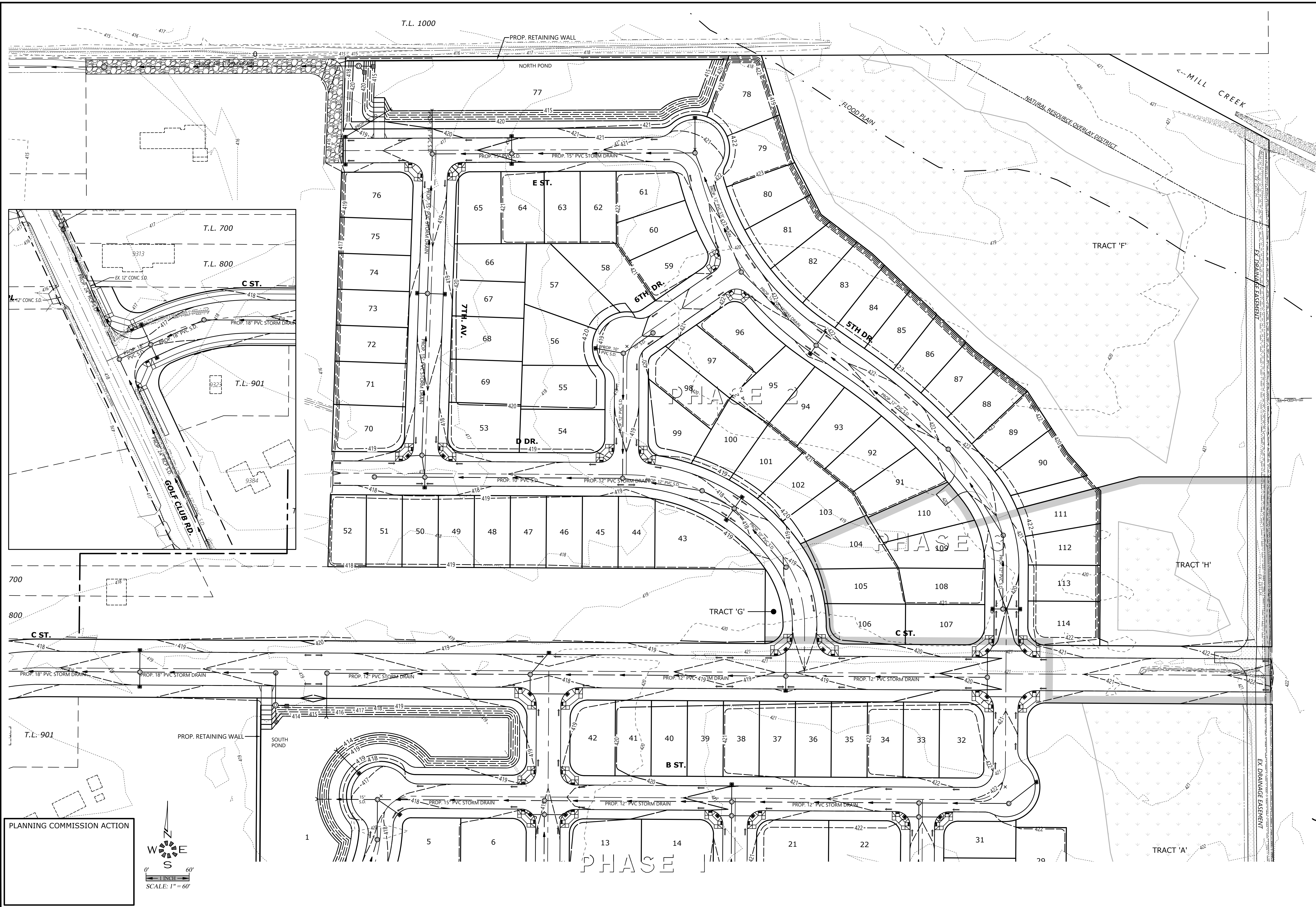


EXPIRES: 06-30-2027
JOB # 7764

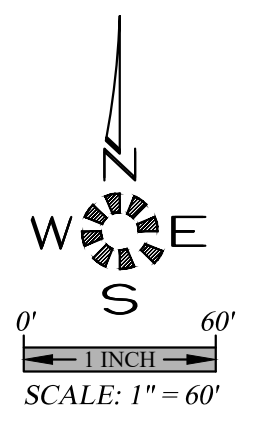
P501

PLANNING COMMISSION ACTION

D:\Projects\7764 Golf Club Road\Drawings\7764_P501.dwg, P501.dwg, 5/4/2026 1:55:52 PM, D:\Grenz



PLANNING COMMISSION ACTION



**PRELIMINARY SITE PLAN
SUBDIVISION SITE PLAN
GRADING PLAN
(NORTH)**

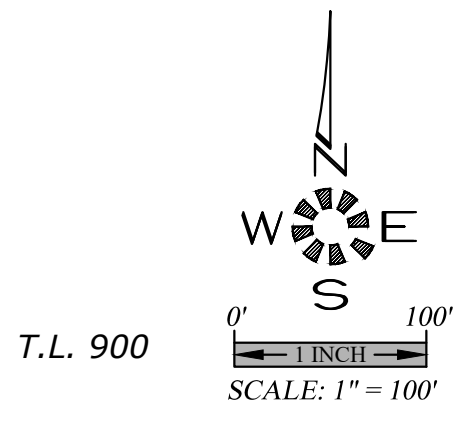
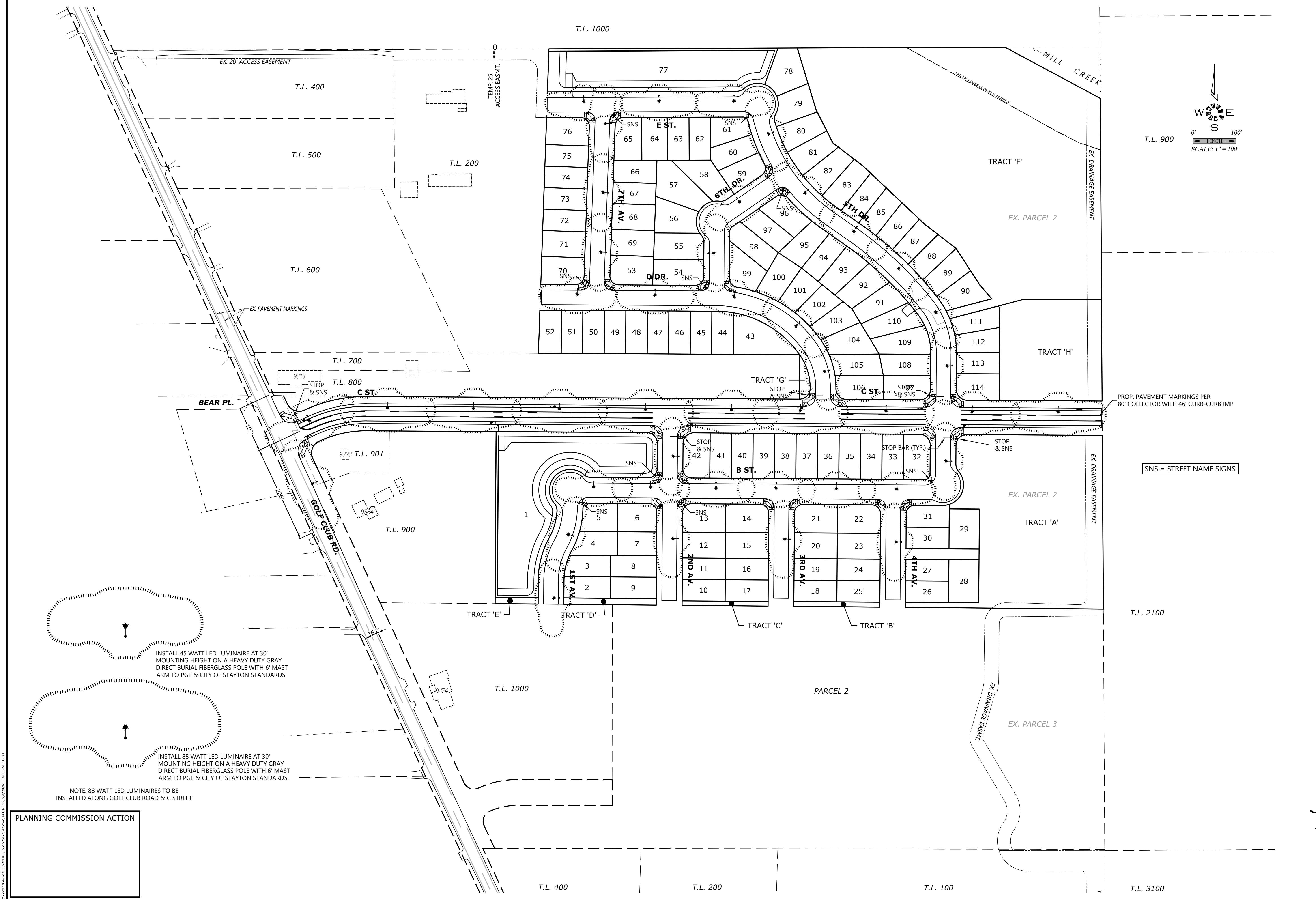
**GOLF CLUB ROAD
DEVELOPMENT**

NO CHANGES, MODIFICATIONS
OR REPRODUCTIONS TO BE
MADE TO THESE DRAWINGS
WITHOUT WRITTEN
AUTHORIZATION FROM THE
DESIGN ENGINEER.
DIMENSIONS & NOTES TAKE
PRECEDENCE OVER
GRAPHICAL REPRESENTATION.

7764 P502.GRD
Design: M.D.G.
Drawn: D.G.G.
Checked: M.D.G.
Issue Date: 5/4/26
Scale: AS SHOWN
As-Built:



EXPIRES: 06-30-2027
JOB # 7764
P502



**PRELIMINARY
 SUBDIVISION SITE PLAN
 STRIPING, SIGNING &
 STREET LIGHTING PLAN**

**GOLF CLUB ROAD
 DEVELOPMENT**

NO CHANGES, MODIFICATIONS
 OR REPRODUCTIONS TO BE
 MADE TO THESE DRAWINGS
 WITHOUT WRITTEN
 AUTHORIZATION FROM THE
 DESIGN ENGINEER.
 DIMENSIONS & NOTES TAKE
 PRECEDENCE OVER
 GRAPHICAL REPRESENTATION.

77646 7661-SNS
 Design: M.D.G.
 Drawn: D.G.G.
 Checked: M.D.G.
 Issue Date: 5/1/26
 Scale: AS SHOWN
 As-Built:



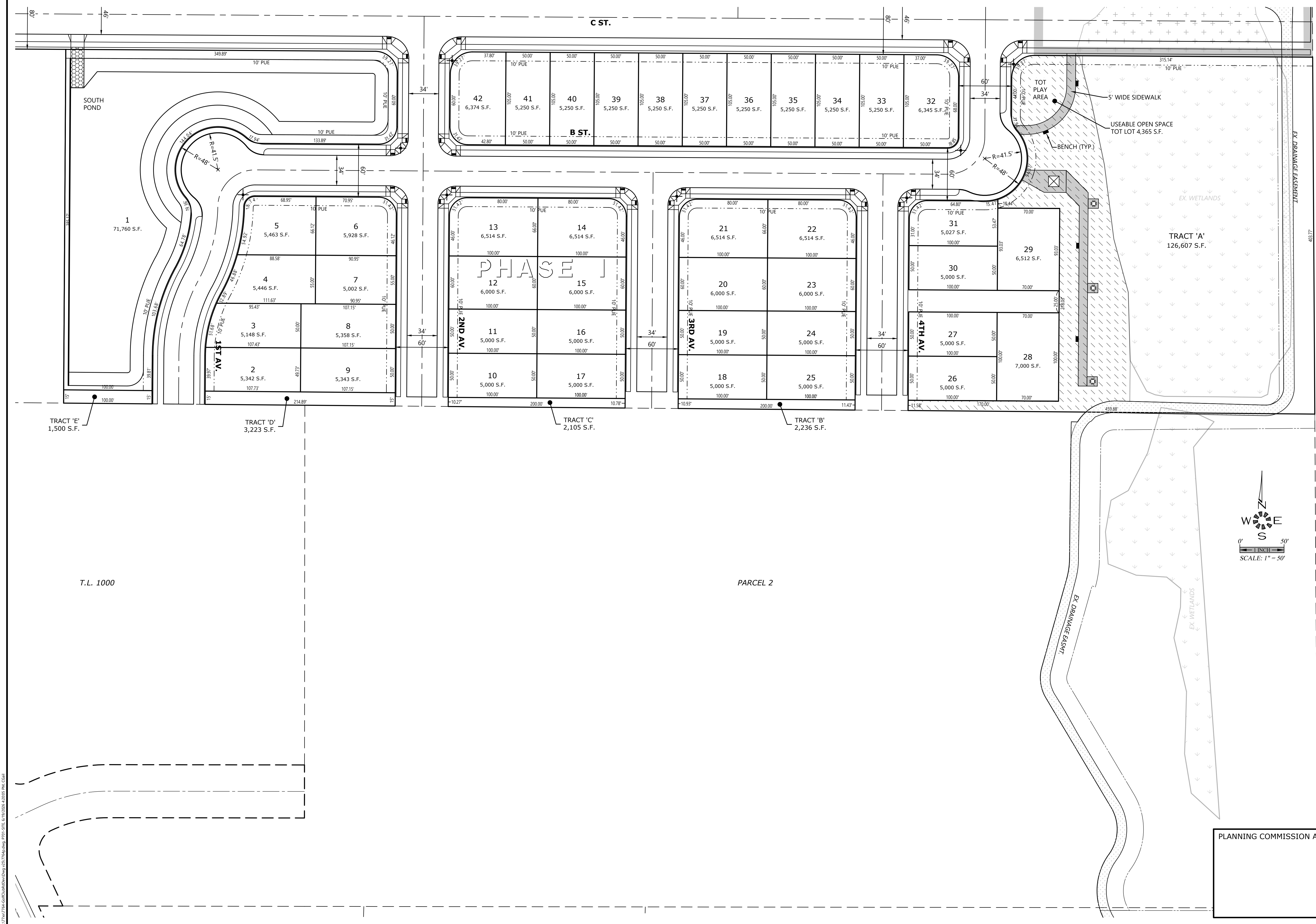
INSTALL 45 WATT LED LUMINAIRE AT 30'
 MOUNTING HEIGHT ON A HEAVY DUTY GRAY
 DIRECT BURIAL FIBERGLASS POLE WITH 6' MAST
 ARM TO PGE & CITY OF STAYTON STANDARDS.

INSTALL 88 WATT LED LUMINAIRE AT 30'
 MOUNTING HEIGHT ON A HEAVY DUTY GRAY
 DIRECT BURIAL FIBERGLASS POLE WITH 6' MAST
 ARM TO PGE & CITY OF STAYTON STANDARDS.

NOTE: 88 WATT LED LUMINAIRES TO BE
 INSTALLED ALONG GOLF CLUB ROAD & C STREET

PLANNING COMMISSION ACTION

2/27/2025 11:54 AM C:\Users\mduffy\OneDrive\Documents\7764\7764.dwg 12:37:46 PM 1601-SNS Size: 2081 x 1434 P14 1/20



**PRELIMINARY
SUBDIVISION SITE PLAN
(SOUTH)**

**GOLF CLUB ROAD
DEVELOPMENT**

NO CHANGES, MODIFICATIONS
OR REPRODUCTIONS TO BE
MADE TO THESE DRAWINGS
WITHOUT WRITTEN
AUTHORIZATION FROM THE
DESIGN ENGINEER.
DIMENSIONS & NOTES TAKE
PRECEDENCE OVER
GRAPHICAL REPRESENTATION.

77646 P01-SITE
Design: M.D.G.
Drawn: D.G.G.
Checked: M.D.G.
Issue Date: 6/19/26
Scale: AS SHOWN
As-Built: _____




EXPIRES: 06-30-2027
JOB # 7764

P701

PLANNING COMMISSION ACTION

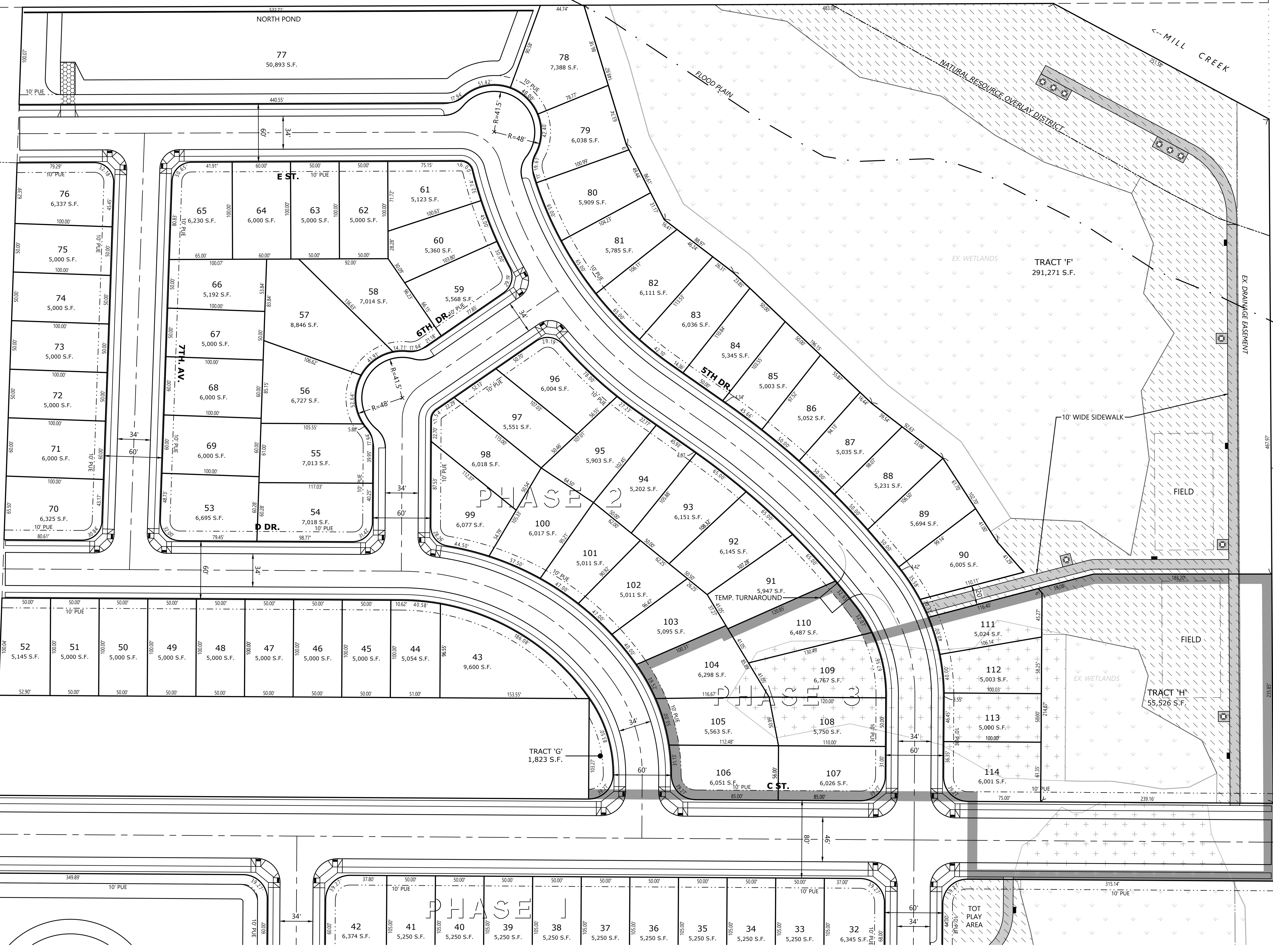
D:\Projects\77646\Subdivision\DWG\2027\Maping_P01-SITE.dwg (6/19/2026 2:28:59 PM) CGA

T.L. 1000



L. 200

PLANNING COMMISSION ACTION



PRELIMINARY SUBDIVISION SITE PLAN (NORTH)

GOLF CLUB ROAD DEVELOPMENT

NO CHANGES, MODIFICATIONS OR REPRODUCTIONS TO BE MADE TO THESE DRAWINGS WITHOUT WRITTEN AUTHORIZATION FROM THE DESIGN ENGINEER. DIMENSIONS & NOTES TAKE PRECEDENCE OVER GRAPHICAL REPRESENTATION.

7746 7702-SITE
Design: M.D.G.
Drawn: D.G.G.
Checked: M.D.G.
Issue Date: 6/18/26
Scale: AS SHOWN
As-Built: _____

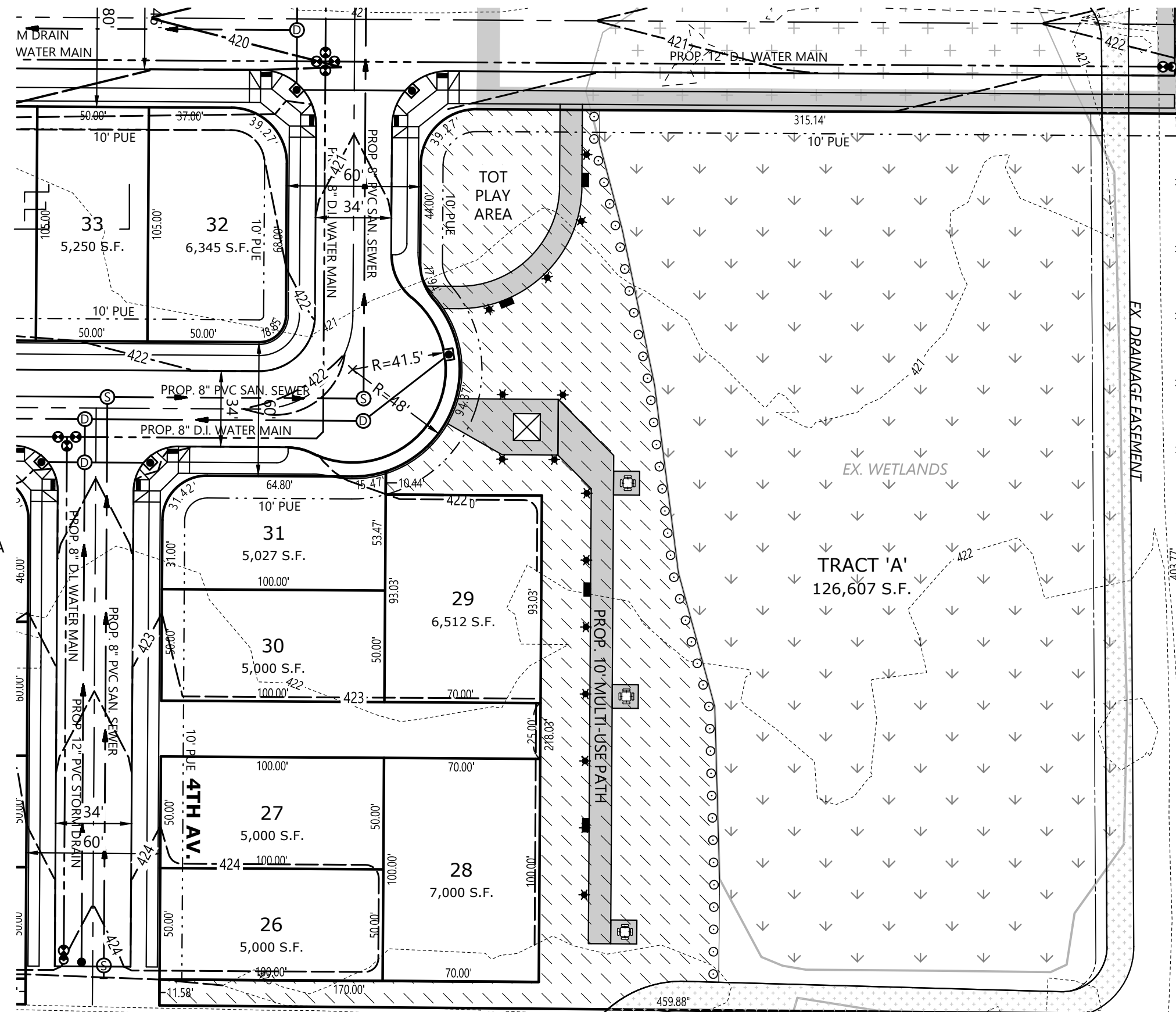


JOB # 7764

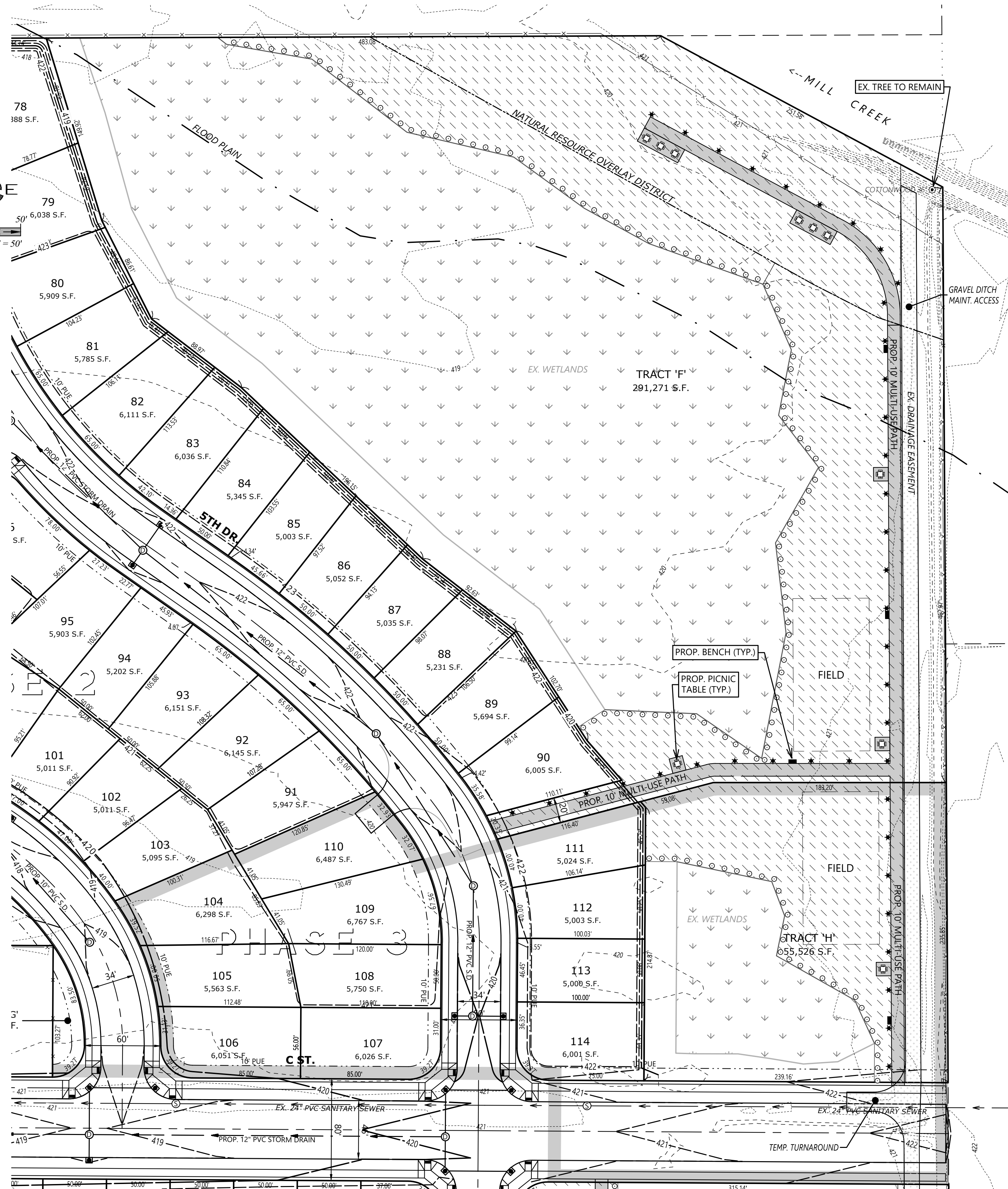
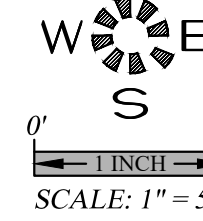
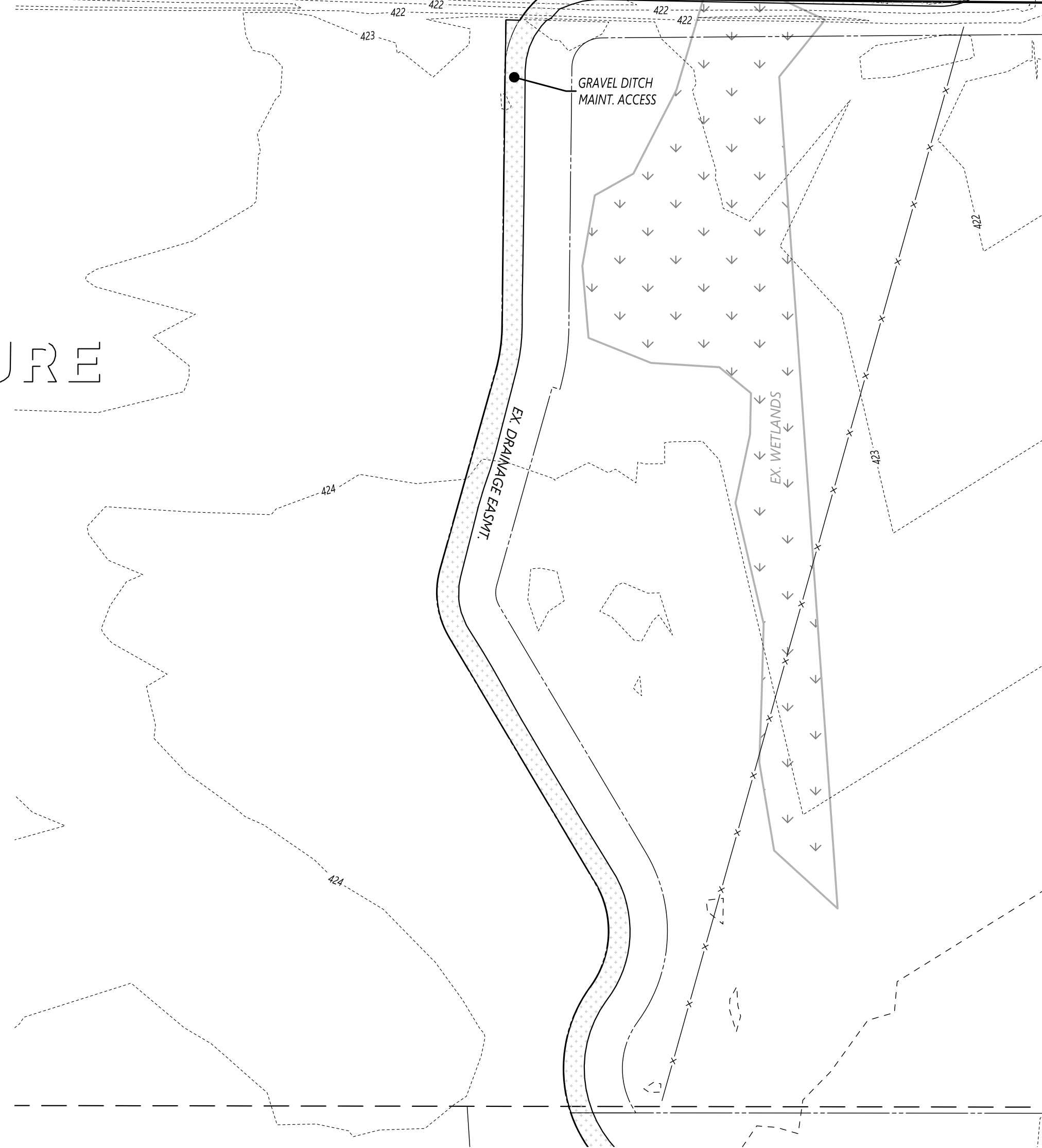
P702

PHASE 1

- KALEIDOSCOPE ABELIA (ABELIE X GRANDIFLORA 'KALEIDOSCOPE') 2 GAL. SIZE, 10' O.C. (TYPICALLY)
- 3'± HIGH POST LIGHT



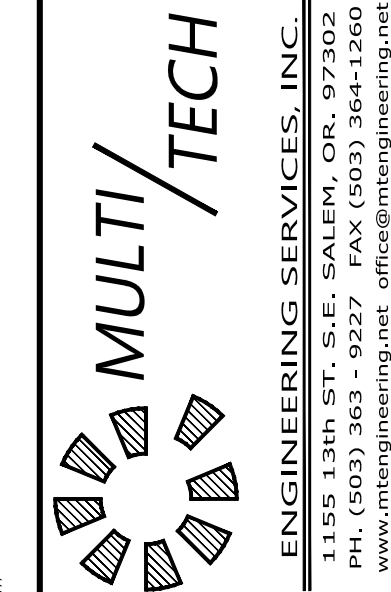
FUTURE



| | OPEN SPACE | | | | | | |
|---------|-----------------|----------------------|----------------------------|------------------------|-----------------------------------|----------------------------|----------------------------|
| | TOTAL SITE S.F. | SITE OPEN SPACE S.F. | OPEN SPACE % OF TOTAL SITE | USABLE OPEN SPACE S.F. | USABLE OPEN SPACE % OF OPEN SPACE | NON-USABLE OPEN SPACE S.F. | NET DEVELOPABLE SPACE S.F. |
| PHASE 1 | 692,685 | 207,403 | 30 | 32,307 | 16 | 175,096 | 485,282 |
| PHASE 2 | 853,791 | 342,165 | 40 | 98,976 | 29 | 243,189 | 511,626 |
| PHASE 3 | 130,765 | 55,526 | 42 | 24,552 | 44 | 30,974 | 75,239 |

THERE IS ONE TREE WITHIN THE PROJECT BOUNDARY, A 36 INCH COTTONWOOD IN THE NORTHEAST CORNER OF THE SITE. THIS TREE IS TO REMAIN.

PLANNING COMMISSION ACTION




**PRELIMINARY SITE PLAN
SUBDIVISION SITE PLAN
OPEN SPACE &
LANDSCAPE LAYOUT**

**GOLF CLUB ROAD
DEVELOPMENT**

NO CHANGES, MODIFICATIONS OR REPRODUCTIONS TO BE MADE TO THESE DRAWINGS WITHOUT WRITTEN AUTHORIZATION FROM THE DESIGN ENGINEER. DIMENSIONS & NOTES TAKE PRECEDENCE OVER GRAPHICAL REPRESENTATION.

Design: M.D.G.
Drawn: D.G.G.
Checked: M.D.G.
Issue Date: 6/18/26
Scale: AS SHOWN
As-Built:



JOB # 7764

P801