



Stayton PD Strategic Dashboard

For October 2023

2022 Population Estimate 8400

(Adopted Budget FY 2023-24)

Small numbers cause large percentage increases and decreases.

Crime Snapshot						
Selected Group A Offenses	Oct 2022	Oct 2023	% Chg	2022 YTD	2023 YTD	% Chg
Person Crime	8	6	● -25.00%	68	65	● -4.41%
Assault	8	6	● -25.00%	54	58	● 7.41%
Sex Offenses	0	0	● 100.00%	6	7	● 16.67%
Property Crime	20	35	● 75.00%	294	285	● -3.06%
Burglary	0	3	● 300.00%	10	21	● 110.00%
Fraud	1	6	● 500.00%	32	42	● 31.25%
Theft from MV	3	2	● -33.33%	44	36	● -18.18%
UUMV	2	2	● 0.00%	41	18	● -56.10%
Theft	8	18	● 125.00%	111	106	● -4.50%
Vandalism	6	4	● -33.33%	56	62	● 10.71%
Selected Group B Offenses	Oct 2022	Oct 2023	% Chg	2022 YTD	2023 YTD	% Chg
Societal Crimes	21	9	● -57.14%	192	162	● -15.63%
DUII	3	4	● 33.33%	62	41	● -33.87%
Trespass	10	1	● -90.00%	25	23	● -8.00%
Disorderly Conduct	3	3	● 0.00%	33	28	● -15.15%
Other Offenses	5	1	● -80.00%	72	70	● -2.78%
Calls for Service	Oct 2022	Oct 2023	% Chg	2022 YTD	2023 YTD	% Chg
Dispatched Calls	416	505	● 21.39%	3951	4276	● 8.23%
Self Initiated Calls	210	201	● -4.29%	2310	2718	● 17.66%

Community Concerns

Community Concerns
 Transient Issues
 Ordinance Issues

Community Outreach and Events

Upcoming Events
 Community Dinner

* Person Crime - Assault, Homicide, Robbery, Kidnap, Forcible/Non-Forcible Sex Offense
 * Property Crimes - Arson, Bribery, Res Burglary, Bus Burglary, Oth Burglary, Forgery, Vandalism, Embezzle, Fraud, Theft, UUMV, Bad Check
 * Societal Crimes - Drug Offense, Prostitution, Weapons, Curfew, DisCon, DUII, Family Offense, Liquor Laws, Peeping Tom, Trespass
 * The data is National Incident Based Reporting System (NIBRS) compliant and not Uniform Crime Report (UCR) compliant and cannot be compared to any report using that standard.



Stayton PD Strategic Dashboard

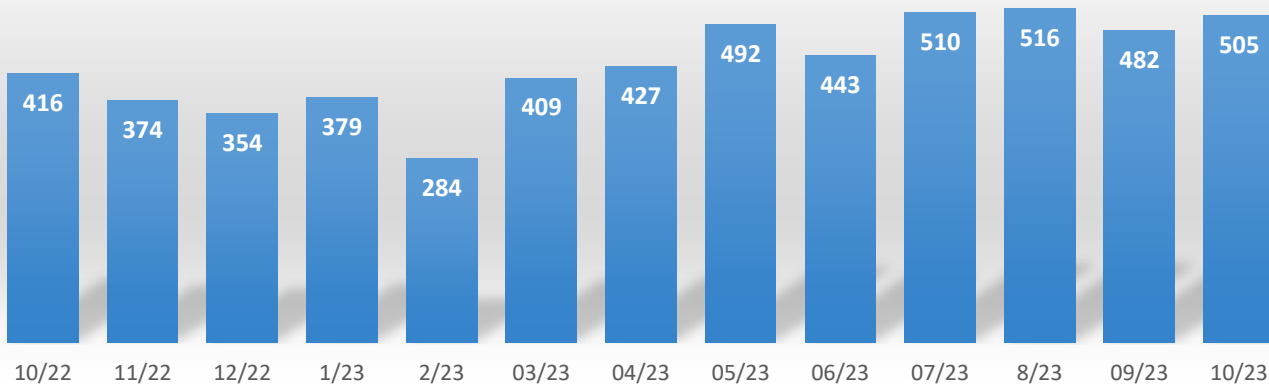
For October 2023

2022 Population Estimate 8400

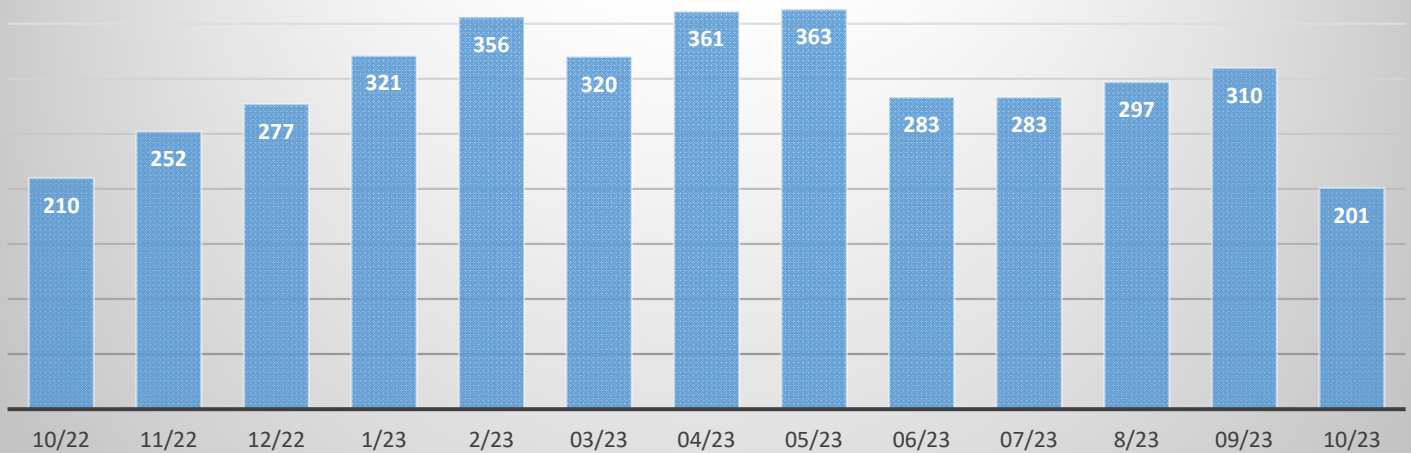
(Adopted Budget FY 2023-24)

Calls For Service - By Month

Dispatched Calls



Self Initiated Calls



Self Initiated = Area Checks, Foot Patrol, Follow Ups, FIR's, Traffic Stops



Stayton PD Strategic Dashboard

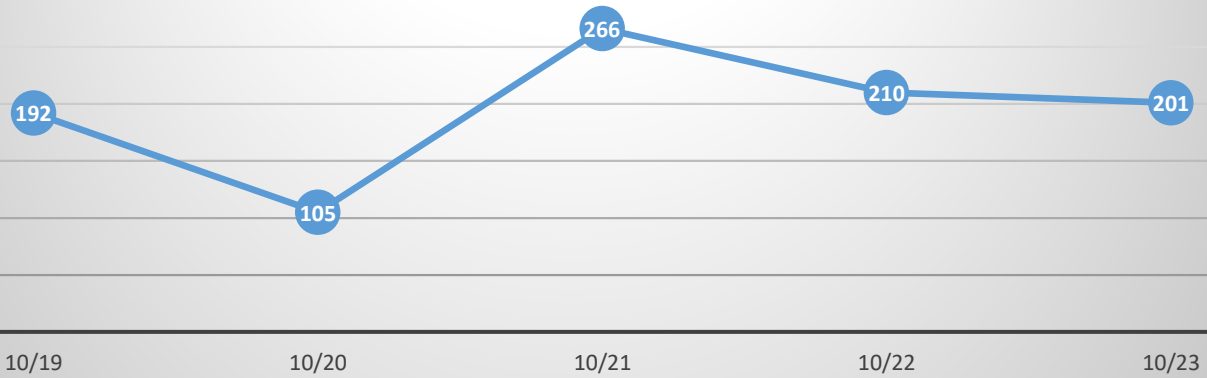
For October 2023

2022 Population Estimate 8400

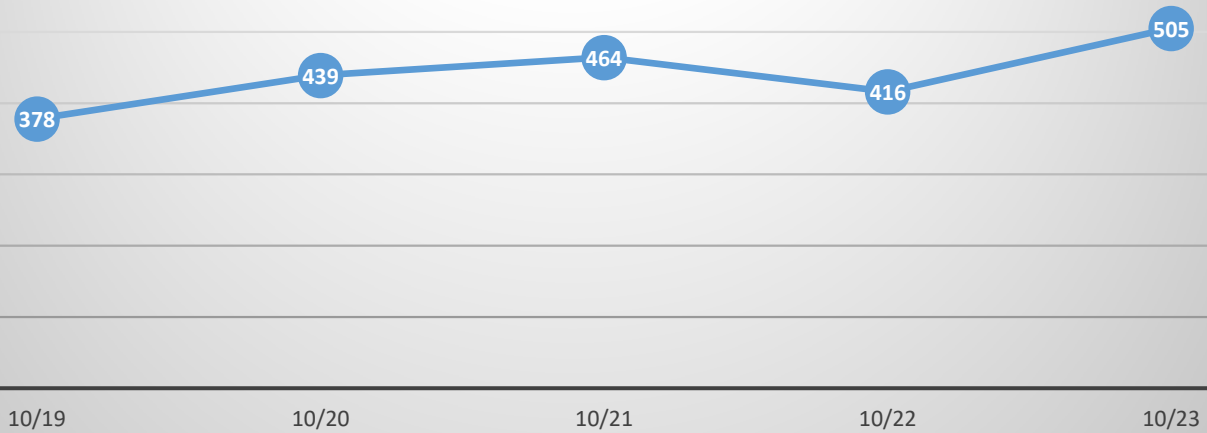
(Adopted Budget FY 2023-24)

Calls For Service - By Month

Self Initiated Calls



Dispatched Calls





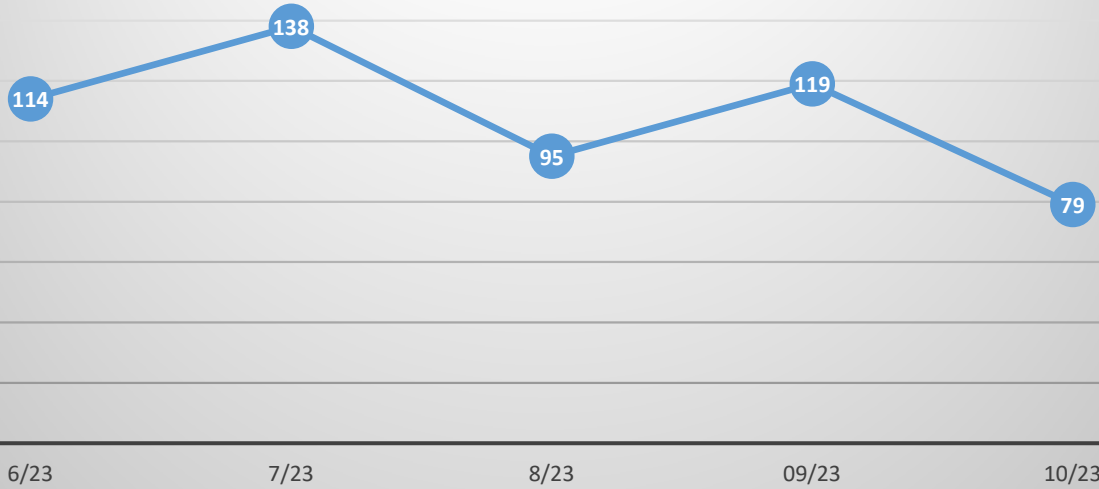
Stayton PD Strategic Dashboard

For October 2023

2022 Population Estimate 8400

(Adopted Budget FY 2023-24)

Monthly Traffic Stops



CONSOLIDATED MONTHLY NIBRS REPORT

10/1/2023 - 10/31/2023

	CRIMES				CRIMES CLEARED			PERCENT CLEARED			PERSONS ARRESTED				
	BY ARREST & EXCEPTION														
	10/1/23 to 10/31/23	1/1/23 to 10/31/23	1/1/22 to 10/31/22	% Change Yr to Yr	10/1/23 to 10/31/23	1/1/23 to 10/31/23	1/1/22 to 10/31/22	10/1/23 to 10/31/23	1/1/23 to 10/31/23	1/1/22 to 10/31/22	10/1/23 to 10/31/23			1/1/23 to 10/31/23	1/1/22 to 10/31/22
										Juv	Adult	Total			
Person Crimes															
Aggravated Assaults	2	18	20	-11.1%	2	15	16	100.0%	83.3%	80.0%	1	1	2	13	15
Homicide Offenses	0	0	0	NA	0	0	0	NA	NA	NA	0	0	0	0	0
<i>Murder & Nonnegligent Manslaughter</i>	0	0	0	NA	0	0	0	NA	NA	NA	0	0	0	0	0
<i>Negligent Manslaughter</i>	0	0	0	NA	0	0	0	NA	NA	NA	0	0	0	0	0
Human Trafficking	0	0	0	NA	0	0	0	NA	NA	NA	0	0	0	0	0
Kidnapping/Abduction	0	1	1	0.0%	0	1	1	NA	100.0%	100.0%	0	0	0	1	1
Other Assaults	6	50	46	8.0%	4	33	23	66.7%	66.0%	50.0%	0	4	4	31	21
Rape	0	1	2	-100.0%	0	0	0	NA	NA	NA	0	0	0	0	0
Sex Offenses	0	9	6	33.3%	0	2	1	NA	22.2%	16.7%	0	0	0	1	1
SUB-TOTALS	8	79	75	5.1%	6	51	41	75.0%	64.6%	54.7%	1	5	6	46	38
Property Crimes															
Arson	0	1	1	0.0%	0	1	1	NA	100.0%	100.0%	0	0	0	1	1
Bad Checks	0	0	0	NA	0	0	0	NA	NA	NA	0	0	0	0	0
Bribery	0	0	0	NA	0	0	0	NA	NA	NA	0	0	0	0	0
Burglary/Breaking & Entering	0	18	10	44.4%	0	1	3	NA	5.6%	30.0%	0	0	0	1	4
Counterfeiting/Forgery	0	10	8	20.0%	0	3	4	NA	30.0%	50.0%	0	2	2	3	4
Embezzlement	0	0	0	NA	0	0	0	NA	NA	NA	0	0	0	0	0
Extortion/Blackmail	0	1	0	100.0%	0	0	0	NA	NA	NA	0	0	0	0	0
Fraud Offenses	4	45	35	22.2%	0	6	11	NA	13.3%	31.4%	0	2	2	6	8
Larceny/Theft Offenses	12	134	145	-8.2%	2	19	31	16.7%	14.2%	21.4%	0	3	3	15	31
<i>Pocket-picking</i>	0	0	0	NA	0	0	0	NA	NA	NA	0	0	0	0	0
<i>Purse-snatching</i>	0	0	0	NA	0	0	0	NA	NA	NA	0	0	0	0	0
<i>Shoplifting</i>	1	19	19	0.0%	1	7	11	100.0%	36.8%	57.9%	0	1	1	7	13
<i>Theft From Building</i>	1	22	9	59.1%	0	1	3	NA	4.5%	33.3%	0	0	0	1	3
<i>Theft From Coin- Operated Machine or Device</i>	0	0	0	NA	0	0	0	NA	NA	NA	0	0	0	0	0

Theft From Motor Vehicle	3	37	46	-24.3%	0	2	2	NA	5.4%	4.3%	0	0	0	0	2
Theft of Motor Vehicle Parts or Accessories	0	0	3	NA	0	0	0	NA	NA	NA	0	0	0	0	0
All Other Larceny	7	56	68	-21.4%	1	9	15	14.3%	16.1%	22.1%	0	2	2	7	13
Motor Vehicle Theft	0	16	36	-125.0%	0	3	5	NA	18.8%	13.9%	0	0	0	4	7
Robbery	0	4	0	100.0%	0	4	0	NA	100.0%	NA	0	0	0	4	0
Stolen Property Offenses	1	2	2	0.0%	1	2	2	100.0%	100.0%	100.0%	0	1	1	2	2
TMB	0	0	0	NA	0	0	0	NA	NA	NA	0	0	0	0	0
Vandalism	4	62	61	1.6%	0	16	18	NA	25.8%	29.5%	0	0	0	16	16
SUB-TOTALS	21	293	298	-1.7%	3	55	75	14.3%	18.8%	25.2%	0	8	8	52	73

Society Crimes

All Other Offenses	1	76	74	2.6%	1	26	24	100.0%	34.2%	32.4%	0	1	1	21	24
Animal Cruelty Offenses	1	3	2	33.3%	0	1	0	NA	33.3%	NA	0	0	0	1	0
Curfew/Loitering/Vagrancy	0	0	1	NA	0	0	1	NA	NA	100.0%	0	0	0	0	2
Disorderly Conduct	5	32	32	0.0%	4	19	24	80.0%	59.4%	75.0%	0	2	2	16	23
Driving Under the Influence	4	41	61	-48.8%	4	41	59	100.0%	100.0%	96.7%	0	4	4	41	59
Drug/Narcotic Offenses	1	6	5	16.7%	1	6	5	100.0%	100.0%	100.0%	1	0	1	6	4
Drunkenness	0	0	1	NA	0	0	1	NA	NA	100.0%	0	0	0	0	0
Family Offenses, Nonviolent	1	4	3	25.0%	0	0	2	NA	NA	66.7%	0	0	0	0	2
Gambling Offenses	0	0	0	NA	0	0	0	NA	NA	NA	0	0	0	0	0
Intimidation	0	0	0	NA	0	0	0	NA	NA	NA	0	0	0	0	0
Liquor Law Violations	0	2	2	0.0%	0	1	2	NA	50.0%	100.0%	0	0	0	1	4
Peeping Tom	0	0	0	NA	0	0	0	NA	NA	NA	0	0	0	0	0
Pornography/Obscene Material	0	2	3	-50.0%	0	0	0	NA	NA	NA	0	0	0	0	0
Prostitution Offenses	0	1	0	100.0%	0	0	0	NA	NA	NA	0	0	0	0	0
Stalking	0	0	0	NA	0	0	0	NA	NA	NA	0	0	0	0	0
Trespass of Real Property	1	23	24	-4.3%	1	18	24	100.0%	78.3%	100.0%	0	2	2	18	23
Weapon Law Violations	1	8	3	62.5%	1	7	3	100.0%	87.5%	100.0%	1	0	1	7	3
SUB-TOTALS	15	198	211	-6.6%	12	119	145	80.0%	60.1%	68.7%	2	9	11	111	144

Non-Reportable

000	0	0	0	NA	0	0	0	NA	NA	NA	0	0	0	0	0
DUI-Alcohol	0	0	0	NA	0	0	0	NA	NA	NA	0	0	0	0	0
DUI-Alcohol and Drugs	0	0	0	NA	0	0	0	NA	NA	NA	0	0	0	0	0
DUI-Drugs	0	0	0	NA	0	0	0	NA	NA	NA	0	0	0	0	0
DUI-Unspecified	0	0	0	NA	0	0	0	NA	NA	NA	0	0	0	0	0
Justifiable Homicide	0	0	0	NA	0	0	0	NA	NA	NA	0	0	0	0	0
Justifiable Homicide	0	0	0	NA	0	0	0	NA	NA	NA	0	0	0	0	0
Non-Reportable	0	0	0	NA	0	0	0	NA	NA	NA	0	0	0	0	0

SUB-TOTALS	0	0	0	NA	0	0	0	NA	NA	NA	0	0	0	0	0
GRAND TOTALS	44	570	584	-2.5%	21	225	261	47.7%	64.6%	44.7%	3	22	25	209	255