



Stayton PD Strategic Dashboard

For July 2023

2022 Population Estimate 8400

(Adopted Budget FY 2023-24)

Small numbers cause large percentage increases and decreases.

Crime Snapshot						
Selected Group A Offenses	July 2022	July 2023	% Chg	2022 YTD	2023 YTD	% Chg
Person Crime	6	8	● 33.33%	47	46	● -2.13%
Assault	6	7	● 16.67%	42	40	● -4.76%
Sex Offenses	0	1	#DIV/0!	5	6	● 20.00%
Property Crime	38	39	● 2.63%	206	191	● -7.28%
Burglary	2	4	● 100.00%	8	15	● 87.50%
Fraud	4	9	● 125.00%	21	30	● 42.86%
Theft from MV	5	7	● 40.00%	33	29	● -12.12%
UUMV	5	3	● -40.00%	29	12	● -58.62%
Theft	16	8	● -50.00%	69	59	● -14.49%
Vandalism	6	8	● 33.33%	46	46	● 0.00%
Selected Group B Offenses	July 2022	July 2023	% Chg	2022 YTD	2023 YTD	% Chg
Societal Crimes	18	17	● -5.56%	147	119	● -19.05%
DUII	9	5	● -44.44%	55	30	● -45.45%
Trespass	2	3	● 50.00%	13	14	● 7.69%
Disorderly Conduct	4	3	● -25.00%	28	21	● -25.00%
Other Offenses	3	6	● 100.00%	51	54	● 5.88%
Calls for Service	July 2022	July 2023	% Chg	2022 YTD	2023 YTD	% Chg
Dispatched Calls	499	510	● 2.20%	2495	2463	● -1.28%
Self Initiated Calls	235	283	● 20.43%	1446	1910	● 32.09%

Community Concerns

Community Concerns

Transient Issues

Ordinance Issues

Community Outreach and Events

Upcoming Events

Farmers Market / Wednesdays

TGI Friday Fest

* Person Crime - Assault, Homicide, Robbery, Kidnap, Forcible/Non-Forcible Sex Offense

* Property Crimes - Arson, Bribery, Res Burglary, Bus Burglary, Oth Burglary, Forgery, Vandalism, Embezzle, Fraud, Theft, UUMV, Bad Check

* Societal Crimes - Drug Offense, Prostitution, Weapons, Curfew, DisCon, DUII, Family Offense, Liquor Laws, Peeping Tom, Trespass

* The data is National Incident Based Reporting System (NIBRS) compliant and not Uniform Crime Report (UCR) compliant and cannot be compared to any report using that standard.



Stayton PD Strategic Dashboard

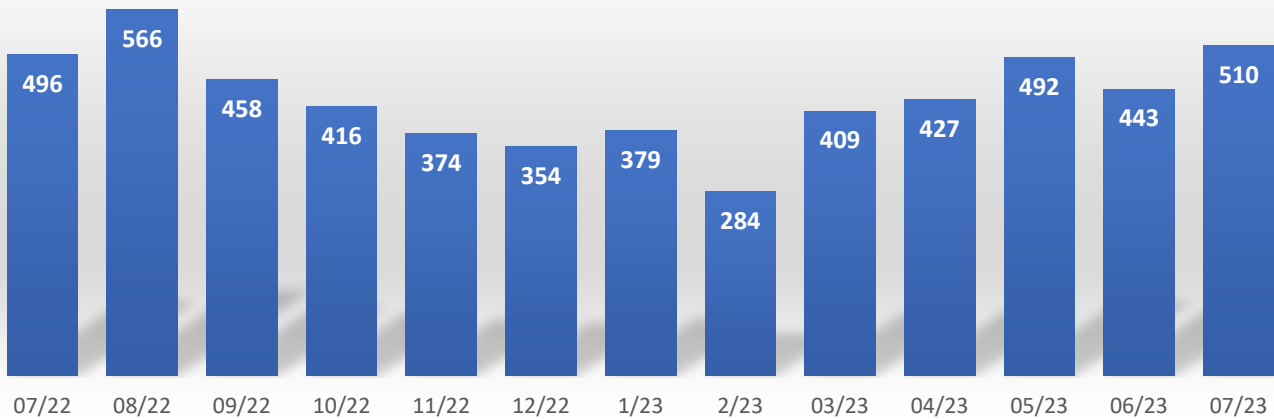
July-23

2022 Population Estimate 8400

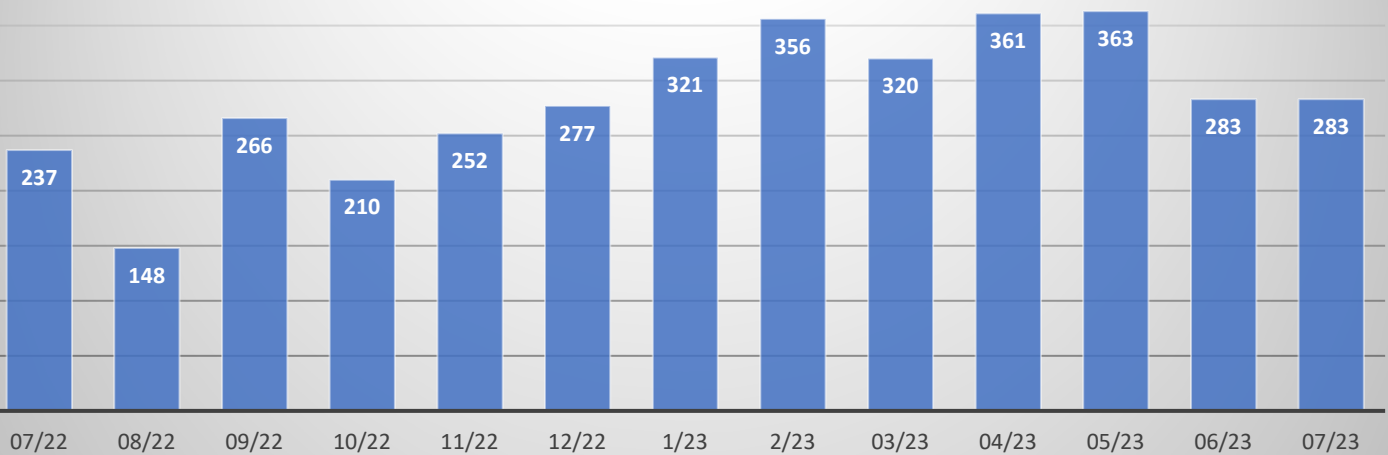
(Adopted Budget FY 2023-24)

Calls For Service - By Month

Dispatched Calls



Self Initiated Calls



Self Initiated = Area Checks, Foot Patrol, Follow Ups, FIR's, Traffic Stops



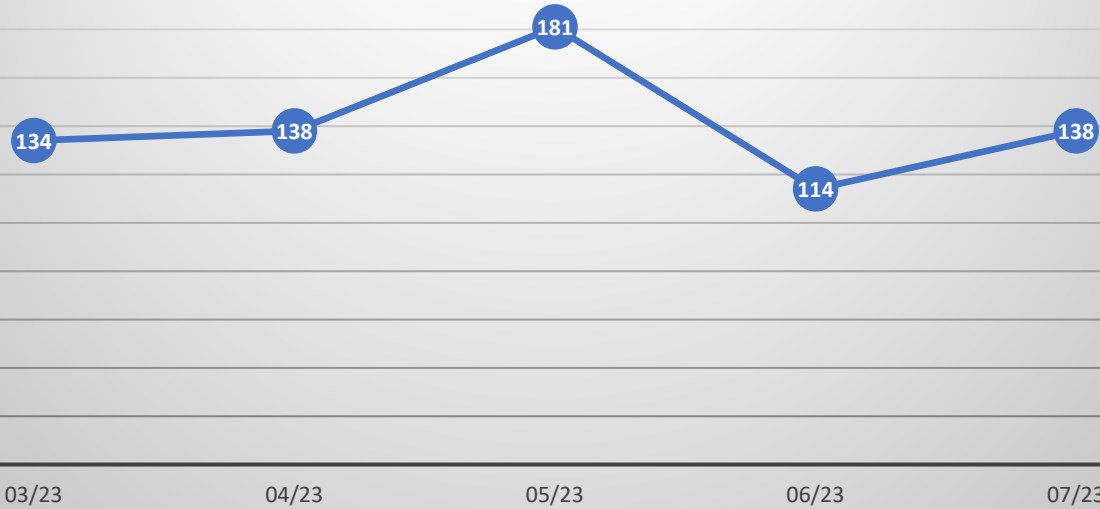
Stayton PD Strategic Dashboard

For July 2023

2022 Population Estimate 8400

(Adopted Budget FY 2023-24)

Monthly Traffic Stops



CONSOLIDATED MONTHLY NIBRS REPORT

7/1/2023 - 7/31/2023

	CRIMES				CRIMES CLEARED			PERCENT CLEARED			PERSONS ARRESTED				
	7/1/23 to 7/31/23	1/1/23 to 7/31/23	1/1/22 to 7/31/22	% Change Yr to Yr	BY ARREST & EXCEPTION			7/1/23 to 7/31/23	1/1/23 to 7/31/23	1/1/22 to 7/31/22	7/1/23 to 7/31/23			1/1/23 to 7/31/23	1/1/22 to 7/31/22
					7/1/23 to 7/31/23	1/1/23 to 7/31/23	1/1/22 to 7/31/22				7/1/23 to 7/31/23	1/1/23 to 7/31/23	1/1/22 to 7/31/22		
Person Crimes															
Aggravated Assaults	2	11	14	-27.3%	2	10	12	100.0%	90.9%	85.7%	0	2	2	8	11
Homicide Offenses	0	0	0	NA	0	0	0	NA	NA	NA	0	0	0	0	0
<i>Murder & Nonnegligent Manslaughter</i>	0	0	0	NA	0	0	0	NA	NA	NA	0	0	0	0	0
<i>Negligent Manslaughter</i>	0	0	0	NA	0	0	0	NA	NA	NA	0	0	0	0	0
Human Trafficking	0	0	0	NA	0	0	0	NA	NA	NA	0	0	0	0	0
Kidnapping/Abduction	0	1	1	0.0%	0	1	1	NA	100.0%	100.0%	0	0	0	1	1
Other Assaults	7	35	34	2.9%	5	22	17	71.4%	62.9%	50.0%	0	5	5	21	16
Rape	0	0	1	NA	0	0	0	NA	NA	NA	0	0	0	0	0
Sex Offenses	1	5	4	20.0%	1	2	1	100.0%	40.0%	25.0%	0	0	0	1	1
SUB-TOTALS	10	52	54	-3.8%	8	35	31	80.0%	67.3%	57.4%	0	7	7	31	29
Property Crimes															
Arson	0	1	0	100.0%	0	1	0	NA	100.0%	NA	0	0	0	1	0
Bad Checks	0	0	0	NA	0	0	0	NA	NA	NA	0	0	0	0	0
Bribery	0	0	0	NA	0	0	0	NA	NA	NA	0	0	0	0	0
Burglary/Breaking & Entering	4	15	8	46.7%	0	1	3	NA	6.7%	37.5%	0	0	0	1	4
Counterfeiting/Forgery	1	7	5	28.6%	0	0	3	NA	NA	60.0%	0	0	0	0	3
Embezzlement	0	0	0	NA	0	0	0	NA	NA	NA	0	0	0	0	0
Extortion/Blackmail	1	1	0	100.0%	0	0	0	NA	NA	NA	0	0	0	0	0
Fraud Offenses	10	34	24	29.4%	0	3	8	NA	8.8%	33.3%	0	0	0	3	8
Larceny/Theft Offenses	16	89	103	-15.7%	1	11	28	6.3%	12.4%	27.2%	0	0	0	9	26
<i>Pocket-picking</i>	0	0	0	NA	0	0	0	NA	NA	NA	0	0	0	0	0
<i>Purse-snatching</i>	0	0	0	NA	0	0	0	NA	NA	NA	0	0	0	0	0
<i>Shoplifting</i>	1	10	15	-50.0%	0	4	11	NA	40.0%	73.3%	0	0	0	4	13
<i>Theft From Building</i>	1	19	7	63.2%	0	1	3	NA	5.3%	42.9%	0	0	0	1	3
<i>Theft From Coin- Operated Machine or Device</i>	0	0	0	NA	0	0	0	NA	NA	NA	0	0	0	0	0

Theft From Motor Vehicle	7	29	33	-13.8%	1	1	1	14.3%	3.4%	3.0%	0	0	0	0	1
Theft of Motor Vehicle Parts or Accessories	0	0	3	NA	0	0	0	NA	NA	NA	0	0	0	0	0
All Other Larceny	7	31	45	-45.2%	0	5	13	NA	16.1%	28.9%	0	0	0	4	9
Motor Vehicle Theft	3	12	28	-133.3%	0	2	3	NA	16.7%	10.7%	0	0	0	2	4
Robbery	0	4	0	100.0%	0	4	0	NA	100.0%	NA	0	0	0	4	0
Stolen Property Offenses	0	0	2	NA	0	0	2	NA	NA	100.0%	0	0	0	0	1
TMB	0	0	0	NA	0	0	0	NA	NA	NA	0	0	0	0	0
Vandalism	8	46	45	2.2%	0	11	15	NA	23.9%	33.3%	0	0	0	11	14
SUB-TOTALS	43	209	215	-2.9%	1	33	62	2.3%	15.8%	28.8%	0	0	0	31	60

Society Crimes

All Other Offenses	6	59	52	11.9%	1	17	17	16.7%	28.8%	32.7%	0	1	1	14	17
Animal Cruelty Offenses	1	2	2	0.0%	1	1	0	100.0%	50.0%	NA	0	1	1	1	0
Curfew/Loitering/Vagrancy	0	0	1	NA	0	0	1	NA	NA	100.0%	0	0	0	0	2
Disorderly Conduct	3	22	27	-22.7%	3	13	19	100.0%	59.1%	70.4%	0	2	2	12	19
Driving Under the Influence	5	30	54	-80.0%	5	30	52	100.0%	100.0%	96.3%	0	5	5	30	52
Drug/Narcotic Offenses	0	5	4	20.0%	0	5	4	NA	100.0%	100.0%	0	0	0	5	4
Drunkenness	0	0	0	NA	0	0	0	NA	NA	NA	0	0	0	0	0
Family Offenses, Nonviolent	0	3	2	33.3%	0	0	2	NA	NA	100.0%	0	0	0	0	2
Gambling Offenses	0	0	0	NA	0	0	0	NA	NA	NA	0	0	0	0	0
Intimidation	0	0	0	NA	0	0	0	NA	NA	NA	0	0	0	0	0
Liquor Law Violations	0	2	2	0.0%	0	1	2	NA	50.0%	100.0%	0	0	0	1	4
Peeping Tom	0	0	0	NA	0	0	0	NA	NA	NA	0	0	0	0	0
Pornography/Obscene Material	0	2	3	-50.0%	0	0	0	NA	NA	NA	0	0	0	0	0
Prostitution Offenses	0	1	0	100.0%	0	0	0	NA	NA	NA	0	0	0	0	0
Stalking	0	0	0	NA	0	0	0	NA	NA	NA	0	0	0	0	0
Trespass of Real Property	3	14	12	14.3%	0	9	12	NA	64.3%	100.0%	0	0	0	10	11
Weapon Law Violations	0	4	3	25.0%	0	3	3	NA	75.0%	100.0%	0	0	0	3	3
SUB-TOTALS	18	144	162	-12.5%	10	79	112	55.6%	54.9%	69.1%	0	9	9	76	114

Non-Reportable

000	0	0	0	NA	0	0	0	NA	NA	NA	0	0	0	0	0
DUI-Alcohol	0	0	0	NA	0	0	0	NA	NA	NA	0	0	0	0	0
DUI-Alcohol and Drugs	0	0	0	NA	0	0	0	NA	NA	NA	0	0	0	0	0
DUI-Drugs	0	0	0	NA	0	0	0	NA	NA	NA	0	0	0	0	0
DUI-Unspecified	0	0	0	NA	0	0	0	NA	NA	NA	0	0	0	0	0
Justifiable Homicide	0	0	0	NA	0	0	0	NA	NA	NA	0	0	0	0	0
Justifiable Homicide	0	0	0	NA	0	0	0	NA	NA	NA	0	0	0	0	0
Non-Reportable	0	0	0	NA	0	0	0	NA	NA	NA	0	0	0	0	0

SUB-TOTALS	0	0	0	NA	0	0	0	NA	NA	NA	0	0	0	0	0
GRAND TOTALS	71	405	431	-6.4%	19	147	205	26.8%	67.3%	47.6%	0	16	16	138	203