



Kids STEAM-to-go

GEARED KEYCHAIN

May 2021

Explore steampunk-inspired art with this keychain project

Caution: Contains small parts. Adult supervision recommended for younger children



Directions:

This project is open-ended; there are many ways you could make a keychain or other art with the materials.

Start with either the clasp or the open ring. Add jump rings or charms as desired to make the design of your choice.




Tips for Success:

- It may be helpful to lay out the materials you have to see everything available for your design and make a quick sketch of how you want your key chain to look.
- Use needle nose pliers (or really strong fingers) to open the jump rings enough to connect them to either the charms or other rings.
- Make sure to tighten the rings well so they stay attached

Materials List


- A selection of gear charms



- Assorted jump rings



- Clasp



- Open ring + chain



- Needle nose pliers*



*not provided

Modifications & Extensions



For a younger crowd...

Try beading with your child! Help your child string pony beads or large wooden beads onto a pipe cleaner or length of yarn. If they get to the end only to let the beads loose, don't worry! They are learning to practice things multiple times to improve their skills!
For the youngest learners, be mindful about choking hazards.

For more advanced learners...



Steampunk art, inspired by the Victorian era and science fiction, can involve using materials in new ways, tinkering to make something fresh out of something unexpected. Gather other odds and ends and design something new either to wear or to serve another purpose.

Expand your designs to include clothing and accessories. Get creative!

Explore Further



Other fun keychain ideas from
EmmaOwl.com

<https://emmaowl.com/25-diy-keychain-ideas-for-kids-to-make/>



14 DIY Keychain ideas from Spruce Crafts


<https://www.thesprucecrafts.com/diy-keychains-4176042>



Explore steampunk-inspired art with
Steampunkary.com


<https://steampunkary.com/diy-crafts/9-diy-steampunk-craft-projects>

Titles to Explore



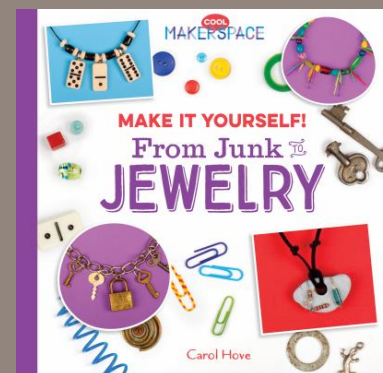
500 kids art ideas : inspiring projects for fostering creativity and self-expression

By Gavin Andrews



Junk drawer jewelry.

By Rachel Di Salle



Make it yourself! : from junk to jewelry.

By Carol Hove