

Kids STEAM-to-go



COLLAGE TREASURE BOX

March 2021



Materials List


- disposable jewelry box (or other repurposed box with a lid)
- assorted repurposed stamps, old maps, travel stickers, etc...
- markers or sharpies (optional)
- other embellishments to personalize your collage
- glue or tape*

*not included


Create a travel-themed personalized box to hold your treasures!

Directions:

Arrange and layer different items to decorate the outside of your box to your taste!



This is a great project for repurposing items you have gathered over time and travels.



Stayton Public Library

Modifications & Extensions

For a younger crowd...


Collage is an easy way for children to explore their taste in art while using the muscles in their hands to prepare for writing later on. Add some fine motor practice by using scissors to cut pieces smaller, or make different shapes before gluing them to the box.

Looking for a glue-free option?


Try making collages on contact paper! Your masterpiece can be made and re-made as many times as you'd like!

For more advanced learners...

Add different embellishments to your box to reflect your own style. Different textures and patterns create different effects. Explore what works best for you!

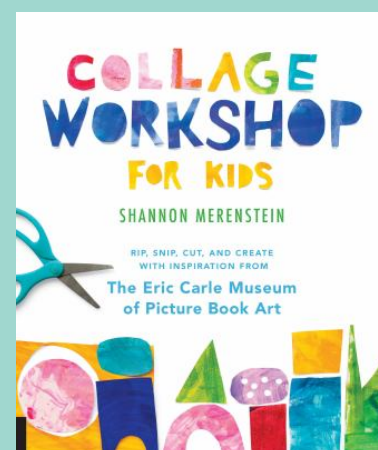


Titles to Explore



Playing with collage

By Jeannie Baker



Collage workshop for kids : rip, snip, cut, and create with inspiration from the Eric Carle Museum of picture book art

By Shannon Merenstein



Cool collage : the art of creativity for kids!

By Anders Hanson-

Explore Further

**Check out these
directions for exploring
mixed media collage!**

<http://mollymoocrafts.com/art-project-for-kids-collage/>



**Try out some other
ways you could re-use
random supplies in
interesting ways with
these collage ideas!**

<https://minimadthings.com/blogs/news/collage-box>