



Kids STEAM-to-go

DIY FAIRY LIGHTS

January 2021



<https://diyjoy.com/crafts-for-teens-diy-mason-jar-lights/>

Materials List

- Glow-in-the-dark paint
- Paint brush with narrow tip
- Jar
- Glitter to add sparkle if desired*

*not provided



Directions:

- Find a clean jar to use as your lantern. Mason jars or other repurposed food jars work well.
- Starting at the bottom of the inside of the jar, use your brush to make dots with the glow-in-the-dark paint. If using more than one color of paint, it is recommended to use more than one brush, but this is not necessary. You could also vary the size of the paint dots to give a different pattern.
- Allow the jar dry.
- Let your fairy lantern soak up light either with sunlight or a strong light bulb for about an hour at least. If you'd like, you could let the jar dry out in the sun so that it will soak up UV rays as the paint dries.
- Place your lantern somewhere special and enjoy the glow!



Modifications and extensions

For a younger crowd...

Painting on different surfaces is a great way for younger children to practice fine motor skills necessary for writing.

If not glow-in-the-dark paint, you could use washable tempera, or water colors. You could also extend the learning by encouraging children to wash the paint off with soap and water, then encourage them to paint it again once it's dry!



For more advanced learners...

Throughout history, different cultures use a variety of colors, shapes and patterns to give meaning to their art.

Explore patterns in art from around the world and see if you could use some of the patterns you find to make your own art unique.



Looking for inspiration?

Try these websites to start your creative juices flowing!



<https://www.art-is-fun.com/patterns-in-art>

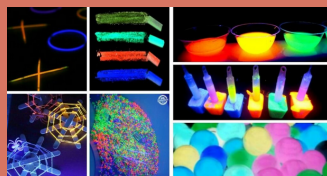


<https://www.lonelyplanet.com/articles/lifes-rich-tapestry-thriving-traditional-arts-crafts-around-world>

Explore Further...

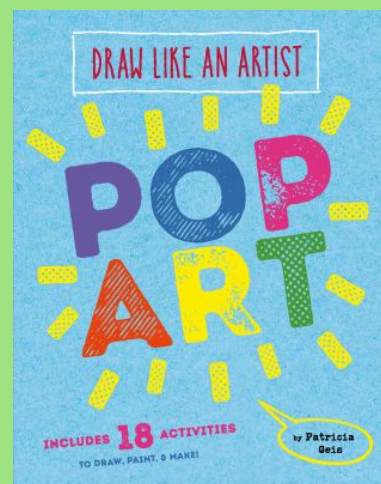
Light up the darkest time of year by exploring some other glow-in-the-dark projects!

<https://www.diyncrafts.com/23238/home/painting/25-amazingly-fun-glow-dark-diy-projects-kids>




<https://www.funlovingfamilies.com/glow-in-the-dark-crafts-for-kids/>

Titles to Explore




Draw like an artist. Pop art : includes 18 activities to draw, paint, & make!

by Patricia Geis



Art painting on everyday items

by Bernadette Cuxart



Stone painting for kids : designs to spark your creativity.

by F. Sehnaz Bac