

# Compass Painting

September 2020



## Materials List

- compass
- paintbrush
- watercolor paints
- paper
- container of water
- masking tape (optional)

## Directions:

1. Attach your paintbrush to the compass.
2. Dip the brush in water
3. Pick a spot to place the point of the compass
4. Start painting!


## Some tips and tricks:

- If your paintbrush does not fit snugly into the compass, secure it with some tape
- Try to keep the compass point in one spot and adjust the angle to make different sized circles
- A wet brush saturated with paint makes smoother circles

## Modifications and extensions



### For a younger crowd...

Younger children especially learn best by doing. Since the end of the compass is pointed, help them learn to use this tool safely. Simple circles can be the beginnings of good design!




### For more advanced learners...

Paint a simple shape, then see if you can replicate it, relying on the precision of the compass to keep the measurements congruent. Try your hand at mandalas and sacred geometry as demonstrated in the "Explore Further" section on the back.



## Explore Further...



Discover mathematical patterns within the "Seed of Life" design.

<https://www.geometrycode.com/free/seed-of-life-pattern-construction-using-compass/>



Draw a Mandala

<https://www.youtube.com/watch?v=6iaHAufnmsg>



These skills used in these projects (creativity, innovation, accuracy and attention to detail) are frequently used by

## Graphic Designers

"Graphic designers create visual concepts, using computer software or by hand, to communicate ideas that inspire, inform, and captivate consumers. They develop the overall layout and production design for applications such as advertisements, brochures, magazines, and reports."

- U.S. Bureau of Labor Statistics

## Learn More!

- The United States Department of Labor: Occupational Outlook Handbook

<https://www.bls.gov/ooh/arts-and-design/graphic-designers.htm#tab-2>

- Careerexplorer.com

<https://www.careerexplorer.com/careers/graphic-designer/>

- Kids Think Design: a kids design collaborative project


<http://www.kidsthinkdesign.org/graphics/index.html>

## Titles to Explore




This Equals That

by Jason Fulford




Round Trip

by Ann Jonas




Iggy Peck, Architect

by Andrea Beaty




The Artist And The Architect

by Demi



Mother nature, designer

by Louise Spillsbury



DIY mandala.

by multiple authors,  
distributed by Lerner  
Publisher Services



STEAM Play And Learn

by Ana Dziengel