



Stayton PD Strategic Dashboard

For September 2023

2022 Population Estimate 8400

(Adopted Budget FY 2023-24)

Small numbers cause large percentage increases and decreases.

Crime Snapshot						
Selected Group A Offenses	Sept 2022	Sept 2023	% Chg	2022 YTD	2023 YTD	% Chg
Person Crime	3	6	● 100.00%	57	59	● 3.51%
Assault	3	5	● 66.67%	42	45	● 7.14%
Sex Offenses	0	1	● 100.00%	5	7	● 40.00%
Property Crime	33	25	● -24.24%	272	250	● -8.09%
Burglary	1	0	● -100.00%	8	15	● 87.50%
Fraud	5	1	● -80.00%	21	30	● 42.86%
Theft from MV	4	3	● -25.00%	33	29	● -12.12%
UUMV	5	2	● -60.00%	29	12	● -58.62%
Theft	17	11	● -35.29%	69	59	● -14.49%
Vandalism	2	8	● 300.00%	46	46	● 0.00%
Selected Group B Offenses	Sept 2022	Sept 2023	% Chg	2022 YTD	2023 YTD	% Chg
Societal Crimes	12	16	● 33.33%	165	153	● -7.27%
DUII	2	3	● 50.00%	55	30	● -45.45%
Trespass	1	4	● 300.00%	13	14	● 7.69%
Disorderly Conduct	2	2	● 0.00%	28	21	● -25.00%
Other Offenses	7	7	● 0.00%	51	54	● 5.88%
Calls for Service	Sept 2022	Sept 2023	% Chg	2022 YTD	2023 YTD	% Chg
Dispatched Calls	724	792	● 9.39%	3645	3771	● 3.46%
Self Initiated Calls	264	310	● 17.42%	1701	2517	● 47.97%

Community Concerns

Community Concerns

Transient Issues

Ordinance Issues

Community Outreach and Events

Domestic Violence Month

Breast Cancer Awareness Month

Upcoming Events

Halloween

* Person Crime - Assault, Homicide, Robbery, Kidnap, Forcible/Non-Forcible Sex Offense

* Property Crimes - Arson, Bribery, Res Burglary, Bus Burglary, Oth Burglary, Forgery, Vandalism, Embezzle, Fraud, Theft, UUMV, Bad Check

* Societal Crimes - Drug Offense, Prostitution, Weapons, Curfew, DisCon, DUII, Family Offense, Liquor Laws, Peeping Tom, Trespass

* The data is National Incident Based Reporting System (NIBRS) compliant and not Uniform Crime Report (UCR) compliant and cannot be compared to any report using that standard.



Stayton PD Strategic Dashboard

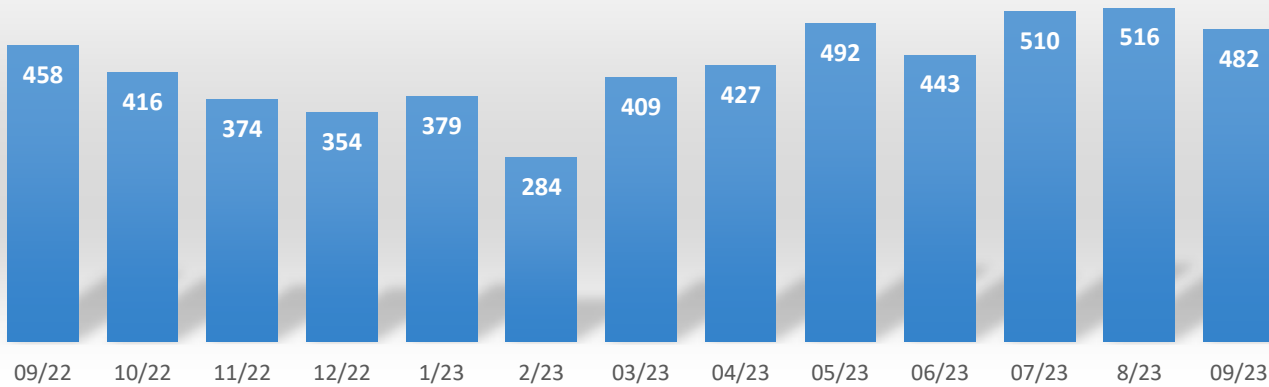
For September 2023

2022 Population Estimate 8400

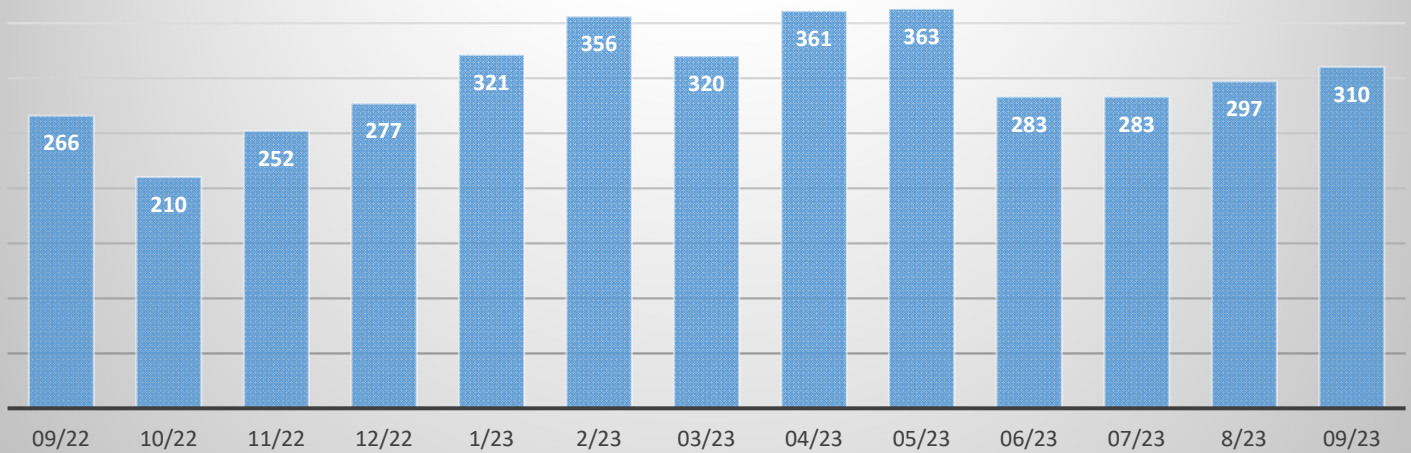
(Adopted Budget FY 2023-24)

Calls For Service - By Month

Dispatched Calls



Self Initiated Calls



Self Initiated = Area Checks, Foot Patrol, Follow Ups, FIR's, Traffic Stops



Stayton PD Strategic Dashboard

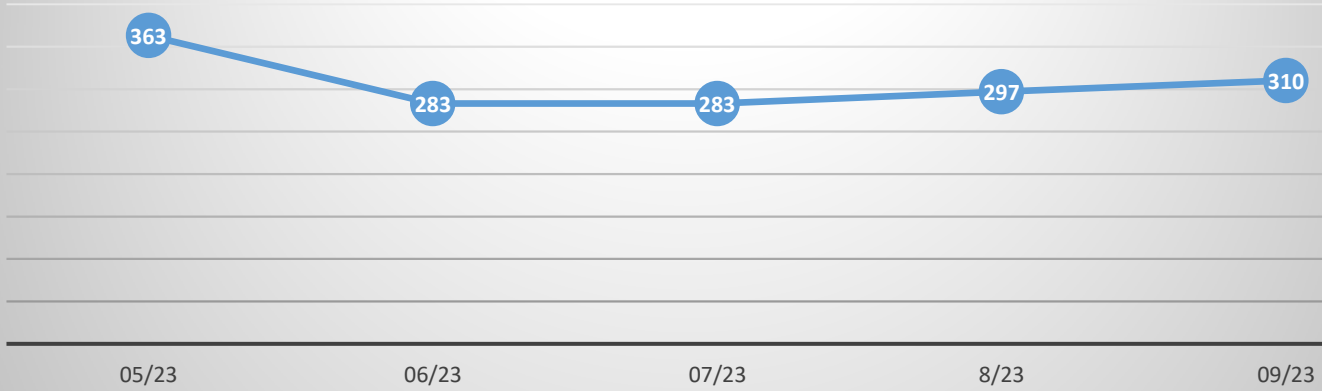
For September 2023

2022 Population Estimate 8400

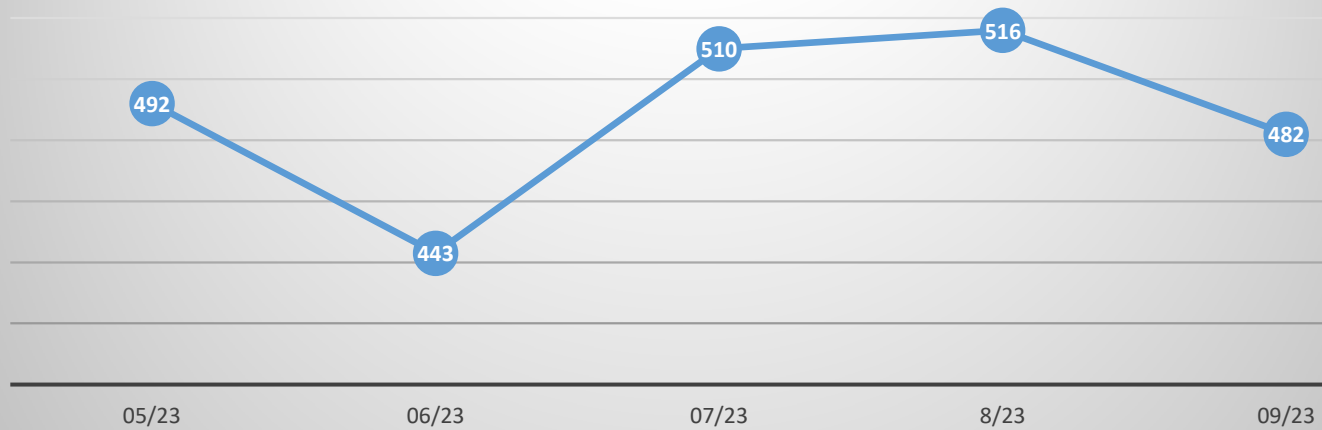
(Adopted Budget FY 2023-24)

Calls For Service - By Month

Self Initiated Calls



Dispatched Calls



MONTHLY TRAFFIC STATS
September 2023

Traffic Stops	126	Traffic Crimes		
		811.507	0	Using Cell Phone x 3
Traffic Cites Issued	32	811.140	1	Reckless Driving
Cited Violations	40	807.570	0	Fail to Carry & Present
		811.700	8	Fail to Perform Duties
Warnings Issued	87	813.010	3	DUII
Warning Violations	116	811.182	0	DWS Misdemeanor
Traffic Crime Arrests	10			