



Stayton PD Strategic Dashboard

For October 2024

2022 Population Estimate 8400

(Adopted Budget FY 2024-25)

Small numbers cause large percentage increases and decreases.

Crime Snapshot						
Selected Group A Offenses	October 23	October 24	% Chg	2023 YTD	2024 YTD	% Chg
Person Crime	6	7	● 16.67%	69	71	● 2.90%
Assault	6	6	● 0.00%	60	62	● 3.33%
Sex Offenses	0	1	#DIV/0!	9	9	● 0.00%
Property Crime	22	36	● 63.64%	258	271	● 5.04%
Burglary	0	4	#DIV/0!	18	24	● 33.33%
Fraud	6	10	● 66.67%	37	51	● 37.84%
Theft from MV	3	2	● -33.33%	37	41	● 10.81%
UUMV	0	1	#DIV/0!	16	10	● -37.50%
Theft	9	14	● 55.56%	96	91	● -5.21%
Vandalism	4	5	● 25.00%	54	54	● 0.00%
Selected Group B Offenses	October 23	October 24	% Chg	2023 YTD	2024 YTD	% Chg
Societal Crimes	9	25	● 277.78%	162	147	● -9.26%
DUII	4	6	● 50.00%	41	39	● -4.88%
Trespass	1	5	● 400.00%	23	25	● 8.70%
Disorderly Conduct	3	7	● 133.33%	28	26	● -7.14%
Other Offenses	1	7	● 600.00%	70	57	● -18.57%
Calls for Service	October 23	October 24	% Chg	2023 YTD	2024 YTD	% Chg
Dispatched Calls	417	519	● 24.46%	4392	4442	● 1.14%
Self Initiated Calls	267	269	● 0.75%	3090	2986	● -3.37%
Community Concerns						
Community Concerns						
Ordinances						
Community Outreach and Events						
Upcoming Events						

* Person Crime - Assault, Homicide, Robbery, Kidnap, Forcible/Non-Forcible Sex Offense

* Property Crimes - Arson, Bribery, Res Burglary, Bus Burglary, Oth Burglary, Forgery, Vandalism, Embezzle, Fraud, Theft, UUMV, Bad Check

* Societal Crimes - Drug Offense, Prostitution, Weapons, Curfew, DisCon, DUII, Family Offense, Liquor Laws, Peeping Tom, Trespass

* The data is National Incident Based Reporting System (NIBRS) compliant and not Uniform Crime Report (UCR) compliant and cannot be compared to any report using that standard.



Stayton PD Strategic Dashboard

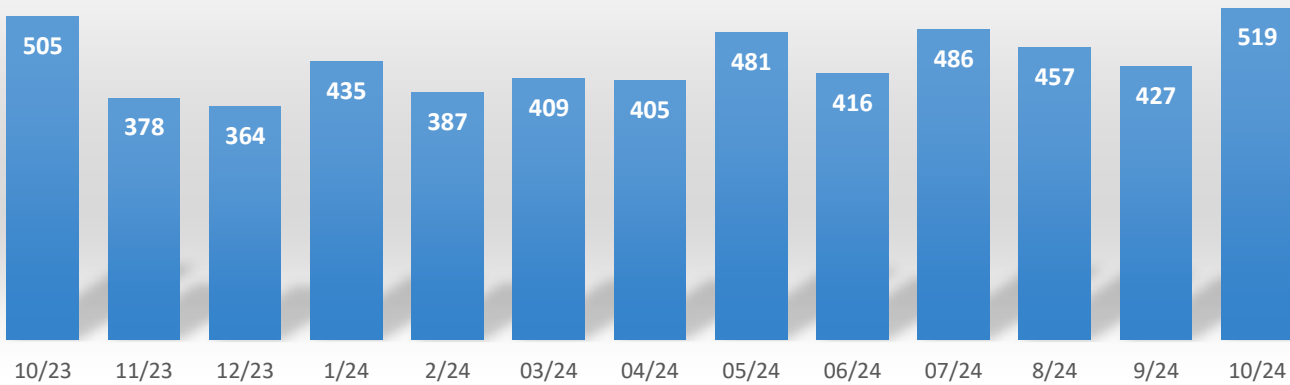
For October 2024

2022 Population Estimate 8400

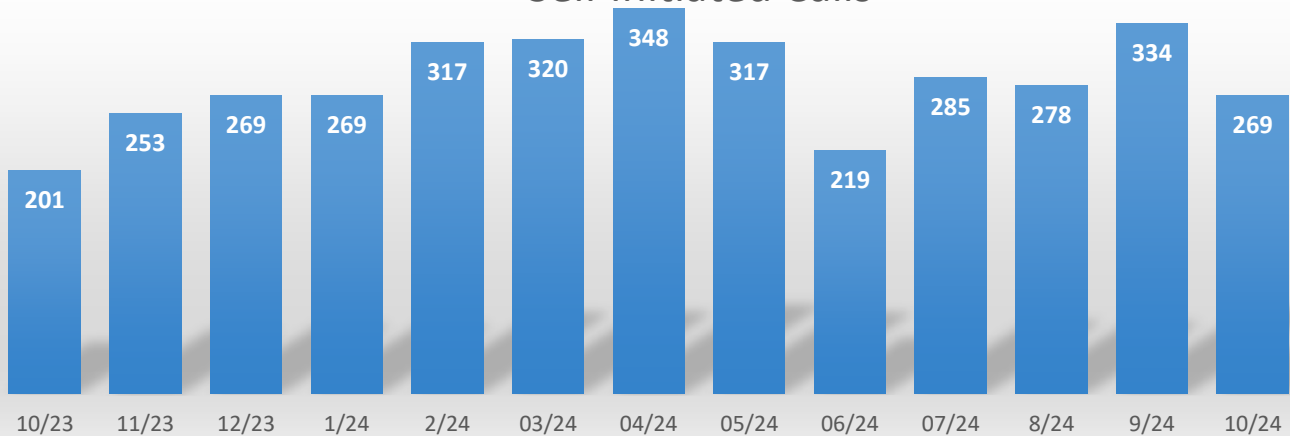
(Adopted Budget FY 2024-25)

Calls For Service - By Month

Dispatched Calls



Self Initiated Calls



Self Initiated = Area Checks, Foot Patrol, Follow Ups, FIR's, Traffic Stops



Stayton PD Strategic Dashboard

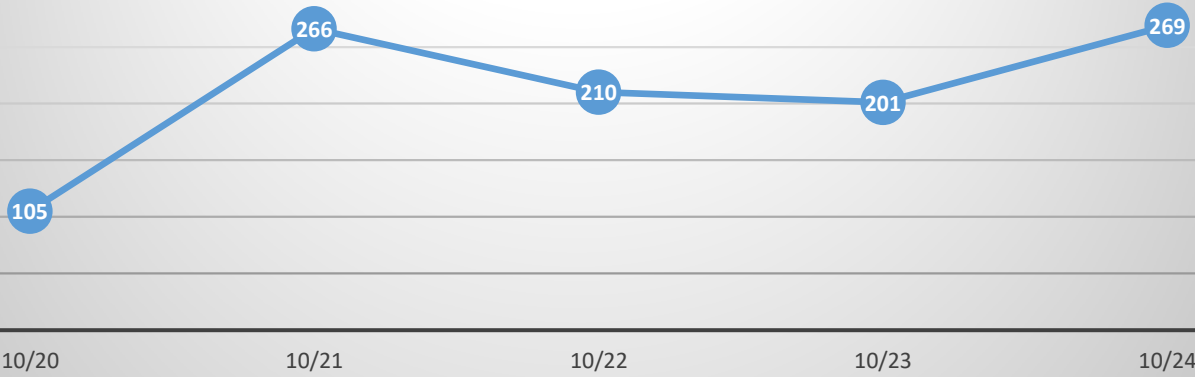
For October 2024

2022 Population Estimate 8400

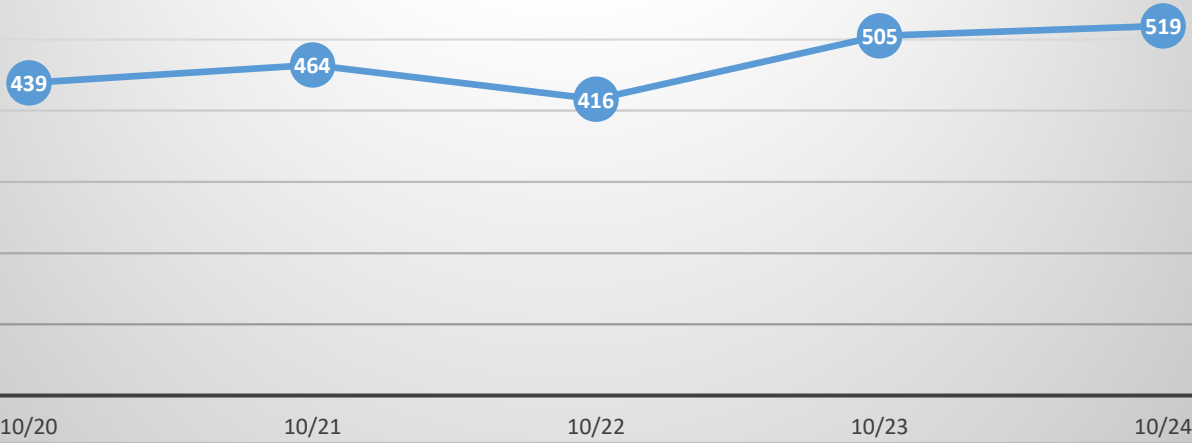
(Adopted Budget FY 2024-25)

Calls For Service - Year to Year Comparison

Self Initiated Calls



Dispatched Calls



MONTHLY TRAFFIC STATS
October 2024

Traffic Stops	90	Traffic Crimes	
		811.507	0
Traffic Cites Issued		811.140	1
Cited Violations		807.570	0
		811.700	1
Warnings Issued		813.010	6
Warning Violations		811.182	0
			Using Cell Phone x 3
			Reckless Driving
			Fail to Carry & Present
			Fail to Perform Duties
			DUII
			DWS Misdemeanor
Traffic Crime Arrests	8		

CONSOLIDATED MONTHLY NIBRS REPORT

10/1/2024 - 10/31/2024

	CRIMES				CRIMES CLEARED			PERCENT CLEARED			PERSONS ARRESTED				
					BY ARREST & EXCEPTION										
	10/1/24 to 10/31/24	1/1/24 to 10/31/24	1/1/23 to 10/31/23	% Change Yr to Yr	10/1/24 to 10/31/24	1/1/24 to 10/31/24	1/1/23 to 10/31/23	10/1/24 to 10/31/24	1/1/24 to 10/31/24	1/1/23 to 10/31/23	10/1/24 to 10/31/24			1/1/24 to 10/31/24	1/1/23 to 10/31/23
											Juv	Adult	Total		
Person Crimes															
09D	0	0	0	NA	0	0	0	NA	NA	NA	0	0	0	0	0
13D	0	0	0	NA	0	0	0	NA	NA	NA	0	0	0	0	0
Aggravated Assaults	3	25	16	36.0%	3	20	14	100.0%	80.0%	87.5%	0	2	2	15	12
Homicide Offenses	0	1	0	100.0%	0	1	0	NA	100.0%	NA	0	0	0	1	0
<i>Murder & Nonnegligent Manslaughter</i>	0	1	0	100.0%	0	1	0	NA	100.0%	NA	0	0	0	1	0
<i>Negligent Manslaughter</i>	0	0	0	NA	0	0	0	NA	NA	NA	0	0	0	0	0
Human Trafficking	0	0	0	NA	0	0	0	NA	NA	NA	0	0	0	0	0
Kidnapping/Abduction	0	0	2	NA	0	0	1	NA	NA	50.0%	0	0	0	0	1
Other Assaults	5	43	46	-7.0%	5	30	31	100.0%	69.8%	67.4%	0	4	4	29	28
Rape	0	1	1	0.0%	0	0	0	NA	NA	NA	0	0	0	0	0
Sex Offenses	1	6	7	-16.7%	0	1	2	NA	16.7%	28.6%	0	0	0	1	1
SUB-TOTALS	9	76	72	5.3%	8	52	48	88.9%	68.4%	66.7%	0	6	6	46	42
Property Crimes															
Arson	0	1	1	0.0%	0	1	1	NA	100.0%	100.0%	0	0	0	1	1
Bad Checks	0	0	0	NA	0	0	0	NA	NA	NA	0	0	0	0	0
Bribery	0	0	0	NA	0	0	0	NA	NA	NA	0	0	0	0	0
Burglary/Breaking & Entering	5	20	18	10.0%	3	6	1	60.0%	30.0%	5.6%	0	3	3	6	1
Counterfeiting/Forgery	2	8	10	-25.0%	2	4	3	100.0%	50.0%	30.0%	0	2	2	4	3
Embezzlement	0	0	0	NA	0	0	0	NA	NA	NA	0	0	0	0	0
Extortion/Blackmail	0	5	1	80.0%	0	0	0	NA	NA	NA	0	0	0	0	0
Fraud Offenses	10	54	48	11.1%	2	6	8	20.0%	11.1%	16.7%	0	2	2	9	6
Larceny/Theft Offenses	17	142	133	6.3%	6	31	20	35.3%	21.8%	15.0%	0	5	5	29	14
<i>Pocket-picking</i>	0	0	0	NA	0	0	0	NA	NA	NA	0	0	0	0	0
<i>Purse-snatching</i>	0	0	0	NA	0	0	0	NA	NA	NA	0	0	0	0	0
<i>Shoplifting</i>	2	33	18	45.5%	1	15	7	50.0%	45.5%	38.9%	0	1	1	17	6
<i>Theft From Building</i>	2	9	22	-144.4%	1	2	1	50.0%	22.2%	4.5%	0	0	0	1	1

Theft From Coin-Operated Machine or Device	0	0	0	NA	0	0	0	NA	NA	NA	0	0	0	0	0
Theft From Motor Vehicle	2	38	37	2.6%	0	2	3	NA	5.3%	8.1%	0	0	0	1	0
Theft of Motor Vehicle Parts or Accessories	0	2	0	100.0%	0	0	0	NA	NA	NA	0	0	0	0	0
All Other Larceny	11	60	56	6.7%	4	12	9	36.4%	20.0%	16.1%	0	4	4	10	7
Motor Vehicle Theft	1	9	16	-77.8%	0	1	3	NA	11.1%	18.8%	0	0	0	1	4
Robbery	0	0	4	NA	0	0	4	NA	NA	100.0%	0	0	0	0	4
Stolen Property Offenses	2	5	2	60.0%	2	5	2	100.0%	100.0%	100.0%	0	2	2	6	2
TMB	0	0	0	NA	0	0	0	NA	NA	NA	0	0	0	0	0
Vandalism	5	56	62	-10.7%	1	13	16	20.0%	23.2%	25.8%	0	1	1	12	16
SUB-TOTALS	42	300	295	1.7%	16	67	58	38.1%	22.3%	19.7%	0	15	15	68	51
Society Crimes															
All Other Offenses	8	56	76	-35.7%	5	21	27	62.5%	37.5%	35.5%	0	5	5	20	21
Animal Cruelty Offenses	0	2	3	-50.0%	0	2	1	NA	100.0%	33.3%	0	0	0	1	1
Curfew/Loitering/Vagrancy	0	1	0	100.0%	0	1	0	NA	100.0%	NA	0	0	0	1	0
Disorderly Conduct	7	29	31	-6.9%	6	25	18	85.7%	86.2%	58.1%	0	6	6	22	14
Driving Under the Influence	6	39	41	-5.1%	6	39	41	100.0%	100.0%	100.0%	0	6	6	39	41
Drug/Narcotic Offenses	3	5	6	-20.0%	3	5	6	100.0%	100.0%	100.0%	0	3	3	4	6
Drunkenness	0	0	0	NA	0	0	0	NA	NA	NA	0	0	0	0	0
Family Offenses, Nonviolent	1	1	4	-300.0%	1	1	0	100.0%	100.0%	NA	0	1	1	2	0
Gambling Offenses	0	0	0	NA	0	0	0	NA	NA	NA	0	0	0	0	0
Intimidation	0	0	0	NA	0	0	0	NA	NA	NA	0	0	0	0	0
Liquor Law Violations	1	3	2	33.3%	1	3	1	100.0%	100.0%	50.0%	0	0	0	2	1
Peeping Tom	0	0	0	NA	0	0	0	NA	NA	NA	0	0	0	0	0
Pornography/Obscene Material	0	2	2	0.0%	0	0	0	NA	NA	NA	0	0	0	0	0
Prostitution Offenses	0	3	1	66.7%	0	0	0	NA	NA	NA	0	0	0	0	0
Stalking	0	0	0	NA	0	0	0	NA	NA	NA	0	0	0	0	0
Trespass of Real Property	5	30	23	23.3%	5	23	18	100.0%	76.7%	78.3%	0	5	5	27	18
Weapon Law Violations	0	5	8	-60.0%	0	5	7	NA	100.0%	87.5%	0	0	0	5	7
SUB-TOTALS	31	176	197	-11.9%	27	125	119	87.1%	71.0%	60.4%	0	26	26	123	109
Non-Reportable															
000	0	0	0	NA	0	0	0	NA	NA	NA	0	0	0	0	0
DUI-Alcohol	0	0	0	NA	0	0	0	NA	NA	NA	0	0	0	0	0
DUI-Alcohol and Drugs	0	0	0	NA	0	0	0	NA	NA	NA	0	0	0	0	0
DUI-Drugs	0	0	0	NA	0	0	0	NA	NA	NA	0	0	0	0	0
DUI-Unspecified	0	0	0	NA	0	0	0	NA	NA	NA	0	0	0	0	0

Justifiable Homicide	0	0	0	NA	0	0	0	NA	NA	NA	0	0	0	0	0
<i>Justifiable Homicide</i>	0	0	0	NA	0	0	0	NA	NA	NA	0	0	0	0	0
Non-Reportable	0	0	0	NA	0	0	0	NA	NA	NA	0	0	0	0	0
SUB-TOTALS	0	0	0	NA	0	0	0	NA	NA	NA	0	0	0	0	0
GRAND TOTALS	82	552	564	-2.2%	51	244	225	62.2%	68.4%	39.9%	0	47	47	237	202