



# Stayton PD Strategic Dashboard

For November 2024

2022 Population Estimate 8400

(Adopted Budget FY 2024-25)

*Small numbers cause large percentage increases and decreases.*

Crime Snapshot						
Selected Group A Offenses	November 23	November 24	% Chg	2023 YTD	2024 YTD	% Chg
<b>Person Crime</b>	7	8	● 14.29%	76	79	● 3.95%
Assault	6	7	● 16.67%	66	69	● 4.55%
Sex Offenses	1	1	● 0.00%	10	10	● 0.00%
<b>Property Crime</b>	26	18	● -30.77%	284	289	● 1.76%
Burglary	0	2	#DIV/0!	18	26	● 44.44%
Fraud	4	0	● -100.00%	41	51	● 24.39%
Theft from MV	2	3	● 50.00%	39	44	● 12.82%
UUMV	2	0	● -100.00%	18	10	● -44.44%
Theft	15	8	● -46.67%	111	99	● -10.81%
Vandalism	3	5	● 66.67%	57	59	● 3.51%
Selected Group B Offenses	November 23	November 24	% Chg	2023 YTD	2024 YTD	% Chg
<b>Societal Crimes</b>	7	13	● 85.71%	169	160	● -5.33%
DUII	3	4	● 33.33%	44	43	● -2.27%
Trespass	2	2	● 0.00%	25	27	● 8.00%
Disorderly Conduct	2	3	● 50.00%	30	29	● -3.33%
Other Offenses	0	4	#DIV/0!	70	61	● -12.86%
Calls for Service	November 23	November 24	% Chg	2023 YTD	2024 YTD	% Chg
Dispatched Calls	363	367	● 1.10%	4755	4809	● 1.14%
Self Initiated Calls	253	202	● -20.16%	3343	3188	● -4.64%
Community Concerns						
Community Concerns						
Ordinances						
Community Outreach and Events						
Upcoming Events						

\* Person Crime - Assault, Homicide, Robbery, Kidnap, Forcible/Non-Forcible Sex Offense

\* Property Crimes - Arson, Bribery, Res Burglary, Bus Burglary, Oth Burglary, Forgery, Vandalism, Embezzle, Fraud, Theft, UUMV, Bad Check

\* Societal Crimes - Drug Offense, Prostitution, Weapons, Curfew, DisCon, DUII, Family Offense, Liquor Laws, Peeping Tom, Trespass

\* The data is National Incident Based Reporting System (NIBRS) compliant and not Uniform Crime Report (UCR) compliant and cannot be compared to any report using that standard.



# Stayton PD Strategic Dashboard

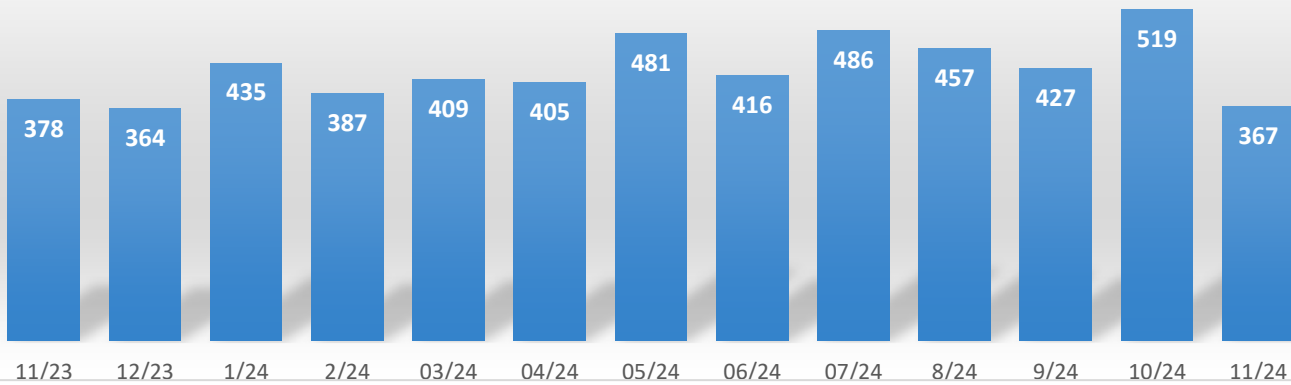
For November 2024

2022 Population Estimate 8400

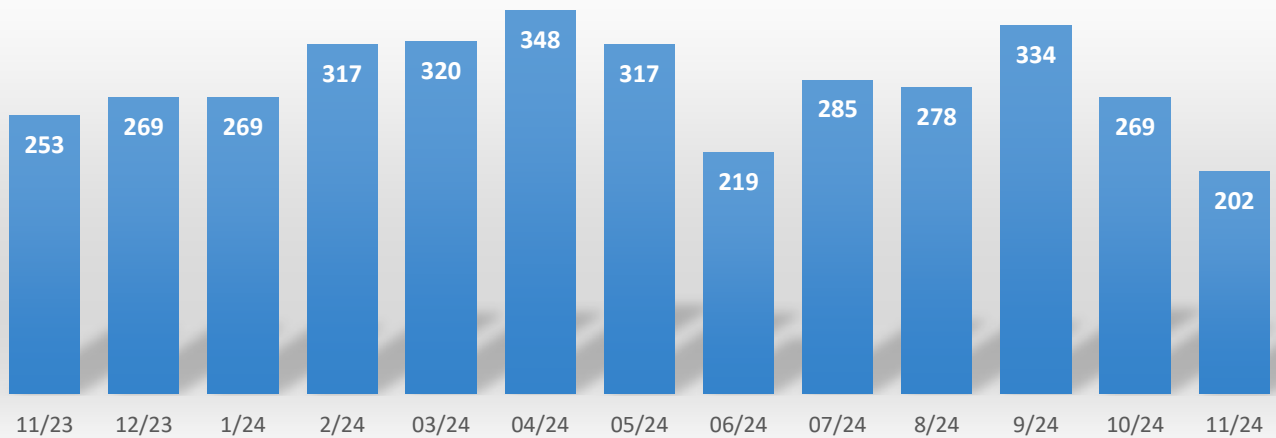
(Adopted Budget FY 2024-25)

## Calls For Service - By Month

### Dispatched Calls



### Self Initiated Calls



Self Initiated = Area Checks, Foot Patrol, Follow Ups, FIR's, Traffic Stops



# Stayton PD Strategic Dashboard

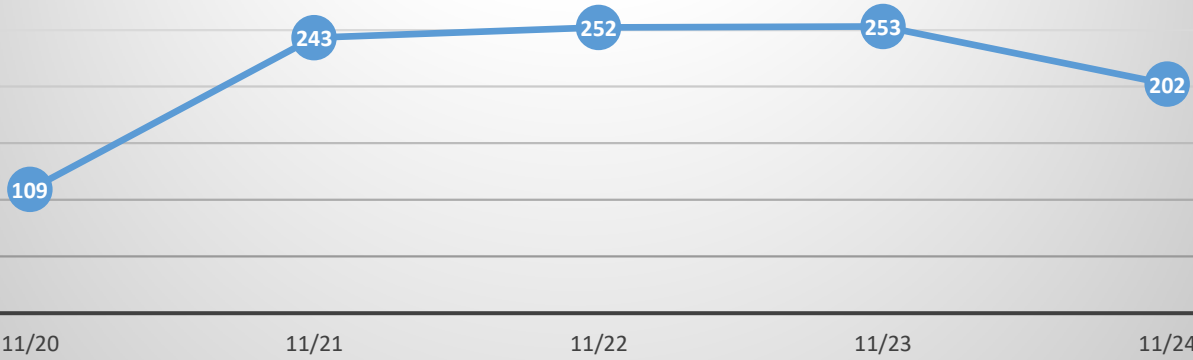
For November 2024

2022 Population Estimate 8400

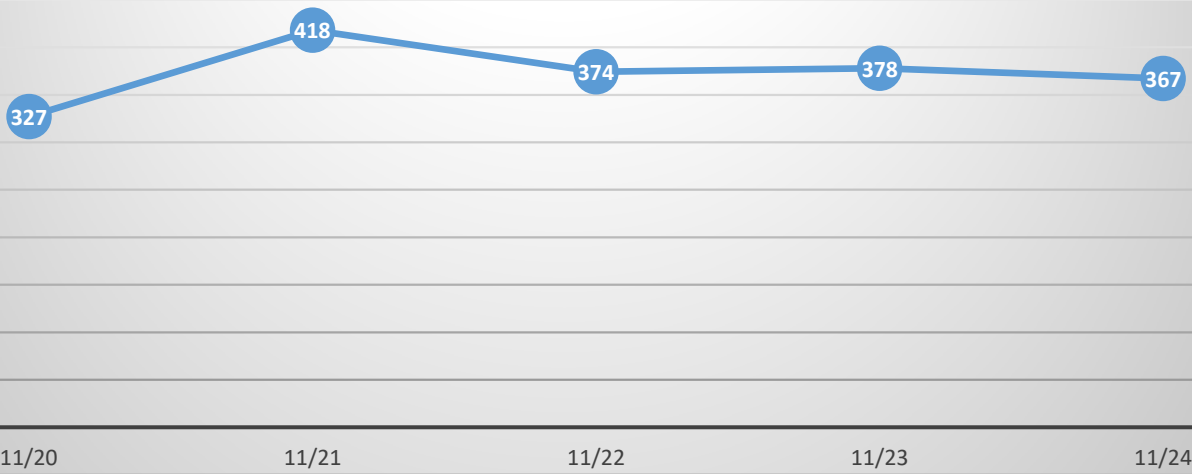
(Adopted Budget FY 2024-25)

## Calls For Service - Year to Year Comparison

### Self Initiated Calls



### Dispatched Calls



MONTHLY TRAFFIC STATS  
November 2024

Traffic Stops	68	Traffic Crimes		
		811.507	0	Using Cell Phone x 3
Traffic Cites Issued	21	811.140	0	Reckless Driving
Cited Violations	25	807.570	0	Fail to Carry & Present
		811.700	0	Fail to Perform Duties
Warnings Issued	47	813.010	4	DUII
Warning Violations	67	811.182	1	DWS Misdemeanor
Traffic Crime Arrests	5			

# CONSOLIDATED MONTHLY NIBRS REPORT

## 11/1/2024 - 11/30/2024

	CRIMES				CRIMES CLEARED			PERCENT CLEARED			PERSONS ARRESTED				
					BY ARREST & EXCEPTION										
	11/1/24 to 11/30/24	1/1/24 to 11/30/24	1/1/23 to 11/30/23	% Change Yr to Yr	11/1/24 to 11/30/24	1/1/24 to 11/30/24	1/1/23 to 11/30/23	11/1/24 to 11/30/24	1/1/24 to 11/30/24	1/1/23 to 11/30/23	11/1/24 to 11/30/24			1/1/24 to 11/30/24	1/1/23 to 11/30/23
											Juv	Adult	Total		
<b>Person Crimes</b>															
09D	0	0	0	NA	0	0	0	NA	NA	NA	0	0	0	0	0
13D	0	0	0	NA	0	0	0	NA	NA	NA	0	0	0	0	0
Aggravated Assaults	5	30	16	46.7%	5	25	14	100.0%	83.3%	87.5%	0	2	2	17	12
Homicide Offenses	0	1	0	100.0%	0	1	0	NA	100.0%	NA	0	0	0	1	0
<i>Murder &amp; Nonnegligent     Manslaughter</i>	0	1	0	100.0%	0	1	0	NA	100.0%	NA	0	0	0	1	0
<i>Negligent Manslaughter</i>	0	0	0	NA	0	0	0	NA	NA	NA	0	0	0	0	0
Human Trafficking	0	0	0	NA	0	0	0	NA	NA	NA	0	0	0	0	0
Kidnapping/Abduction	0	0	2	NA	0	0	1	NA	NA	50.0%	0	0	0	0	1
Other Assaults	4	47	52	-10.6%	4	34	36	100.0%	72.3%	69.2%	0	4	4	33	33
Rape	0	1	1	0.0%	0	0	0	NA	NA	NA	0	0	0	0	0
Sex Offenses	1	7	8	-14.3%	1	2	2	100.0%	28.6%	25.0%	0	0	0	1	1
<b>SUB-TOTALS</b>	<b>10</b>	<b>86</b>	<b>79</b>	<b>8.1%</b>	<b>10</b>	<b>62</b>	<b>53</b>	<b>100.0%</b>	<b>72.1%</b>	<b>67.1%</b>	<b>0</b>	<b>6</b>	<b>6</b>	<b>52</b>	<b>47</b>
<b>Property Crimes</b>															
Arson	0	1	1	0.0%	0	1	1	NA	100.0%	100.0%	0	0	0	1	1
Bad Checks	0	0	0	NA	0	0	0	NA	NA	NA	0	0	0	0	0
Bribery	0	0	0	NA	0	0	0	NA	NA	NA	0	0	0	0	0
Burglary/Breaking & Entering	2	22	18	18.2%	0	6	1	NA	27.3%	5.6%	0	0	0	6	1
Counterfeiting/Forgery	1	9	11	-22.2%	0	4	3	NA	44.4%	27.3%	0	0	0	4	3
Embezzlement	0	0	0	NA	0	0	0	NA	NA	NA	0	0	0	0	0
Extortion/Blackmail	0	5	1	80.0%	0	0	0	NA	NA	NA	0	0	0	0	0
Fraud Offenses	0	55	52	5.5%	0	6	10	NA	10.9%	19.2%	0	0	0	9	7
Larceny/Theft Offenses	11	153	150	2.0%	1	32	25	9.1%	20.9%	16.7%	0	0	0	29	18
<i>Pocket-picking</i>	0	0	0	NA	0	0	0	NA	NA	NA	0	0	0	0	0
<i>Purse-snatching</i>	0	0	0	NA	0	0	0	NA	NA	NA	0	0	0	0	0
<i>Shoplifting</i>	1	34	21	38.2%	1	16	9	100.0%	47.1%	42.9%	0	0	0	17	8
<i>Theft From Building</i>	1	10	22	-120.0%	0	2	1	NA	20.0%	4.5%	0	0	0	1	1

Theft From Coin-Operated Machine or Device	1	1	0	100.0%	0	0	0	NA	NA	NA	0	0	0	0	0
Theft From Motor Vehicle	3	41	39	4.9%	0	2	3	NA	4.9%	7.7%	0	0	0	1	0
Theft of Motor Vehicle Parts or Accessories	0	2	0	100.0%	0	0	0	NA	NA	NA	0	0	0	0	0
All Other Larceny	5	65	68	-4.6%	0	12	12	NA	18.5%	17.6%	0	0	0	10	9
Motor Vehicle Theft	0	9	18	-100.0%	0	1	3	NA	11.1%	16.7%	0	0	0	1	4
Robbery	0	0	4	NA	0	0	4	NA	NA	100.0%	0	0	0	0	4
Stolen Property Offenses	1	6	2	66.7%	1	6	2	100.0%	100.0%	100.0%	0	1	1	7	2
TMB	0	0	0	NA	0	0	0	NA	NA	NA	0	0	0	0	0
Vandalism	5	61	65	-6.6%	0	13	17	NA	21.3%	26.2%	0	0	0	12	16
<b>SUB-TOTALS</b>	<b>20</b>	<b>321</b>	<b>322</b>	<b>-0.3%</b>	<b>2</b>	<b>69</b>	<b>66</b>	<b>10.0%</b>	<b>21.5%</b>	<b>20.5%</b>	<b>0</b>	<b>1</b>	<b>1</b>	<b>69</b>	<b>56</b>

**Society Crimes**

All Other Offenses	4	60	76	-26.7%	1	22	27	25.0%	36.7%	35.5%	0	1	1	21	21
Animal Cruelty Offenses	0	2	3	-50.0%	0	2	1	NA	100.0%	33.3%	0	0	0	1	1
Curfew/Loitering/Vagrancy	0	1	0	100.0%	0	1	0	NA	100.0%	NA	0	0	0	1	0
Disorderly Conduct	5	34	33	2.9%	4	29	20	80.0%	85.3%	60.6%	1	1	2	24	16
Driving Under the Influence	4	43	44	-2.3%	4	43	44	100.0%	100.0%	100.0%	0	4	4	43	44
Drug/Narcotic Offenses	2	7	6	14.3%	2	7	6	100.0%	100.0%	100.0%	0	2	2	6	6
Drunkenness	0	0	0	NA	0	0	0	NA	NA	NA	0	0	0	0	0
Family Offenses, Nonviolent	0	1	5	-400.0%	0	1	1	NA	100.0%	20.0%	0	0	0	2	0
Gambling Offenses	0	0	0	NA	0	0	0	NA	NA	NA	0	0	0	0	0
Intimidation	0	0	0	NA	0	0	0	NA	NA	NA	0	0	0	0	0
Liquor Law Violations	0	3	2	33.3%	0	3	1	NA	100.0%	50.0%	0	0	0	2	1
Peeping Tom	0	0	0	NA	0	0	0	NA	NA	NA	0	0	0	0	0
Pornography/Obscene Material	0	2	2	0.0%	0	0	0	NA	NA	NA	0	0	0	0	0
Prostitution Offenses	0	3	1	66.7%	0	0	0	NA	NA	NA	0	0	0	0	0
Stalking	0	0	0	NA	0	0	0	NA	NA	NA	0	0	0	0	0
Trespass of Real Property	2	32	25	21.9%	1	25	19	50.0%	78.1%	76.0%	0	2	2	30	18
Weapon Law Violations	0	5	8	-60.0%	0	5	7	NA	100.0%	87.5%	0	0	0	5	7
<b>SUB-TOTALS</b>	<b>17</b>	<b>193</b>	<b>205</b>	<b>-6.2%</b>	<b>12</b>	<b>138</b>	<b>126</b>	<b>70.6%</b>	<b>71.5%</b>	<b>61.5%</b>	<b>1</b>	<b>10</b>	<b>11</b>	<b>135</b>	<b>114</b>

**Non-Reportable**

000	0	0	0	NA	0	0	0	NA	NA	NA	0	0	0	0	0
DUI-Alcohol	0	0	0	NA	0	0	0	NA	NA	NA	0	0	0	0	0
DUI-Alcohol and Drugs	0	0	0	NA	0	0	0	NA	NA	NA	0	0	0	0	0
DUI-Drugs	0	0	0	NA	0	0	0	NA	NA	NA	0	0	0	0	0
DUI-Unspecified	0	0	0	NA	0	0	0	NA	NA	NA	0	0	0	0	0

Justifiable Homicide	0	0	0	NA	0	0	0	NA	NA	NA	0	0	0	0	0
<i>Justifiable Homicide</i>	0	0	0	NA	0	0	0	NA	NA	NA	0	0	0	0	0
Non-Reportable	0	0	0	NA	0	0	0	NA	NA	NA	0	0	0	0	0
<b>SUB-TOTALS</b>	<b>0</b>	<b>0</b>	<b>0</b>	<b>NA</b>	<b>0</b>	<b>0</b>	<b>0</b>	<b>NA</b>	<b>NA</b>	<b>NA</b>	<b>0</b>	<b>0</b>	<b>0</b>	<b>0</b>	<b>0</b>
<b>GRAND TOTALS</b>	<b>47</b>	<b>600</b>	<b>606</b>	<b>-1.0%</b>	<b>24</b>	<b>269</b>	<b>245</b>	<b>51.1%</b>	<b>72.1%</b>	<b>40.4%</b>	<b>1</b>	<b>17</b>	<b>18</b>	<b>256</b>	<b>217</b>