



Stayton PD Strategic Dashboard

For May 2026

2022 Population Estimate 8400

(Adopted Budget FY 2025-26)

Small numbers cause large percentage increases and decreases.

Crime Snapshot						
Selected Group A Offenses	May 25	May 26	% Chg	2025 YTD	2026 YTD	% Chg
Person Crime	6	6	● 5.00%	26	26	● 0.00%
Assault	5	5	● 0.00%	20	23	● 15.00%
Sex Offenses	1	1	● 0.00%	6	3	● -50.00%
Property Crime	16	17	● 6.25%	79	66	● -16.46%
Burglary	0	3	#DIV/0!	3	8	● 166.67%
Fraud	3	2	● -33.33%	15	6	● -60.00%
Theft from MV	2	0	● -100.00%	9	1	● -88.89%
UUMV	1	1	● 0.00%	1	2	● 100.00%
Theft	8	6	● -25.00%	34	31	● -8.82%
Vandalism	2	5	● 150.00%	17	18	● 5.88%
Selected Group B Offenses	May 25	May 26	% Chg	2025 YTD	2026 YTD	% Chg
Societal Crimes	18	3		54	32	● -40.74%
DUII	5	1	● -80.00%	13	8	● -38.46%
Trespass	2	0	● -100.00%	8	6	● -25.00%
Disorderly Conduct	3	1	● -66.67%	9	12	● 33.33%
Other Offenses	8	1	● -87.50%	24	6	● -75.00%
Calls for Service	May 25	May 26	% Chg	2025 YTD	2026 YTD	% Chg
Dispatched Calls	427	407	● -4.68%	1925	1671	● -13.19%
Self Initiated Calls	315	158	● -49.84%	1710	1082	● -36.73%

Community Concerns

Community Concerns

Parking Violations

Community Outreach and Events

Upcoming Events

Fourth of July

* Person Crime - Assault, Homicide, Robbery, Kidnap, Forcible/Non-Forcible Sex Offense

* Property Crimes - Arson, Bribery, Res Burglary, Bus Burglary, Oth Burglary, Forgery, Vandalism, Embezzle, Fraud, Theft, UUMV, Bad Check

* Societal Crimes - Drug Offense, Prostitution, Weapons, Curfew, DisCon, DUII, Family Offense, Liquor Laws, Peeping Tom, Trespass

* The data is National Incident Based Reporting System (NIBRS) compliant and not Uniform Crime Report (UCR) compliant and cannot be compared to any report using that standard.



Stayton PD Strategic Dashboard

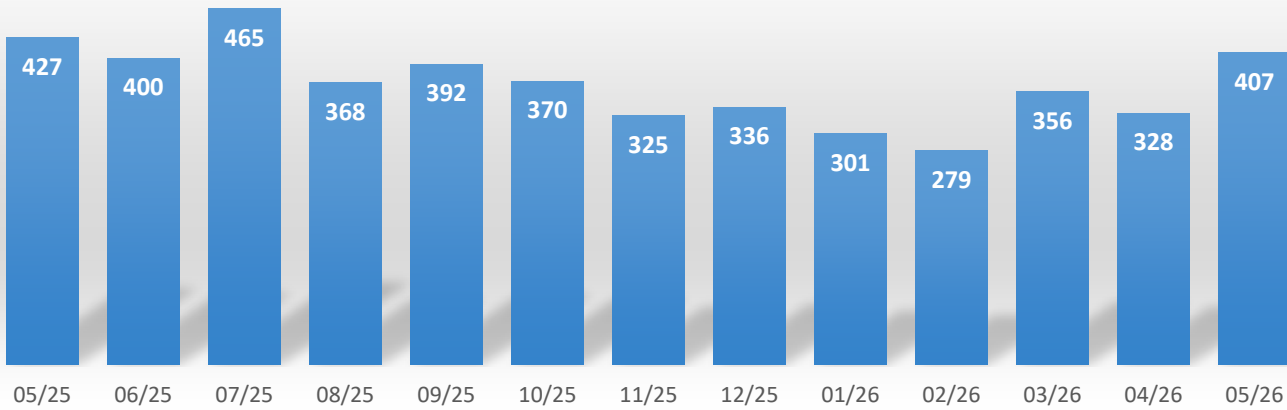
For May 2026

2022 Population Estimate 8400

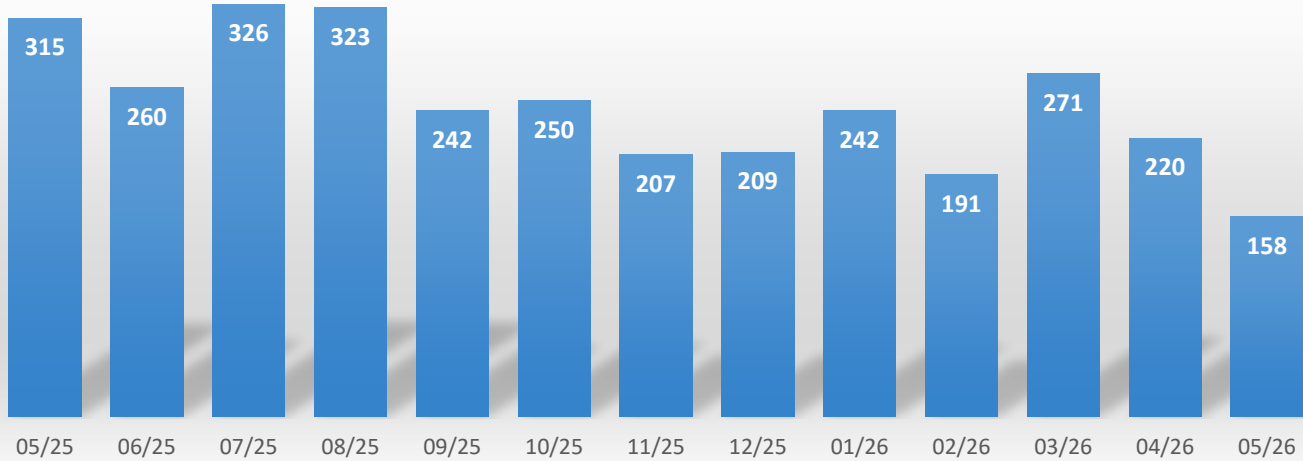
(Adopted Budget FY 2025-26)

Calls For Service - By Month

Dispatched Calls



Self Initiated Calls



Self Initiated = Area Checks, Foot Patrol, Follow Ups, FIR's, Traffic Stops



Stayton PD Strategic Dashboard

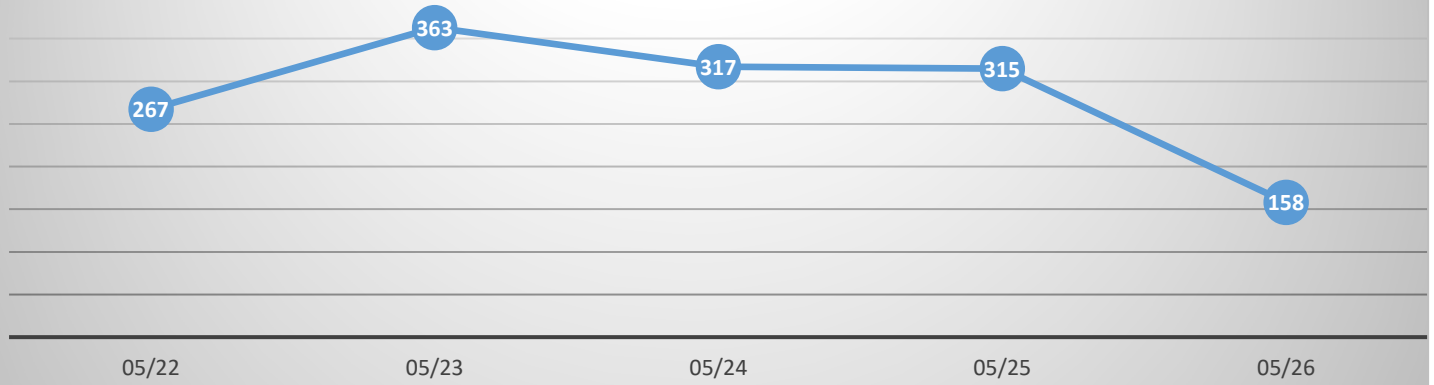
For May 2026

2022 Population Estimate 8400

(Adopted Budget FY 2025-26)

Calls For Service - Year to Year Comparison

Self Initiated Calls



Dispatched Calls

