



Stayton PD Strategic Dashboard

For March 2026

2022 Population Estimate 8400

(Adopted Budget FY 2025-26)

Small numbers cause large percentage increases and decreases.

Crime Snapshot						
Selected Group A Offenses	March 25	March 26	% Chg	2025 YTD	2026 YTD	% Chg
Person Crime	4	6	● 5.00%	14	15	● 7.14%
Assault	3	5	● 66.67%	11	5	● -54.55%
Sex Offenses	1	1	● 0.00%	3	1	● -66.67%
Property Crime	15	10	● -33.33%	53	39	● -26.42%
Burglary	0	2	#DIV/0!	3	3	● 0.00%
Fraud	3	1	● -66.67%	9	3	● -66.67%
Theft from MV	3	0	● -100.00%	7	1	● -85.71%
UUMV	0	0	#DIV/0!	0	1	#DIV/0!
Theft	6	5	● -16.67%	21	20	● -4.76%
Vandalism	3	2	● -33.33%	13	11	● -15.38%
Selected Group B Offenses	March 25	March 26	% Chg	2025 YTD	2026 YTD	% Chg
Societal Crimes	14	7		27	23	● -14.81%
DUII	4	2	● -50.00%	6	5	● -16.67%
Trespass	2	1	● -50.00%	5	5	● 0.00%
Disorderly Conduct	3	2	● -33.33%	5	9	● 80.00%
Other Offenses	5	2	● -60.00%	11	4	● -63.64%
Calls for Service	March 25	March 26	% Chg	2025 YTD	2026 YTD	% Chg
Dispatched Calls	348	356	● 2.30%	1090	936	● -14.13%
Self Initiated Calls	334	271	● -18.86%	1013	704	● -30.50%
Community Concerns						
Community Concerns						
Community Outreach and Events			Upcoming Events			

- * Person Crime - Assault, Homicide, Robbery, Kidnap, Forcible/Non-Forcible Sex Offense
- * Property Crimes - Arson, Bribery, Res Burglary, Bus Burglary, Oth Burglary, Forgery, Vandalism, Embezzle, Fraud, Theft, UUMV, Bad Check
- * Societal Crimes - Drug Offense, Prostitution, Weapons, Curfew, DisCon, DUII, Family Offense, Liquor Laws, Peeping Tom, Trespass
- * The data is National Incident Based Reporting System (NIBRS) compliant and not Uniform Crime Report (UCR) compliant and cannot be compared to any report using that standard.



Stayton PD Strategic Dashboard

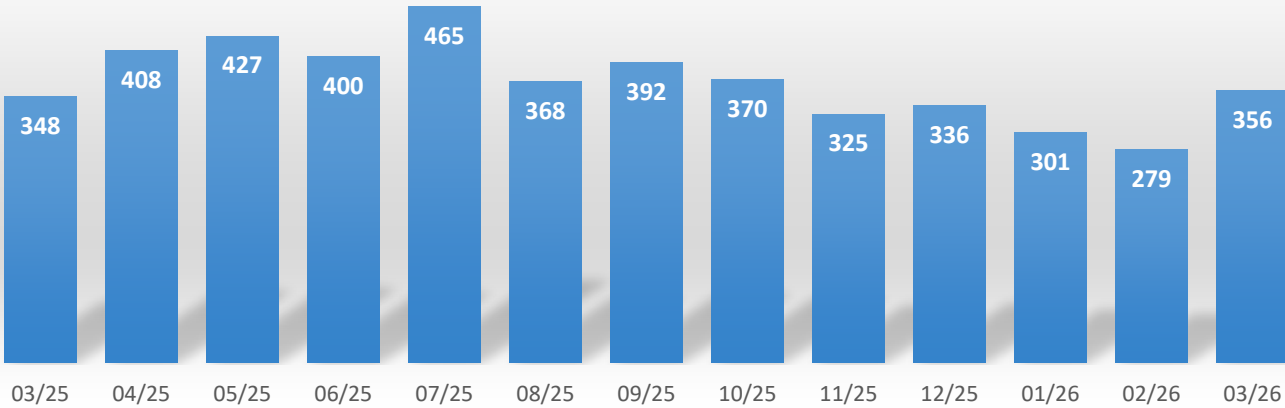
For March 2026

2022 Population Estimate 8400

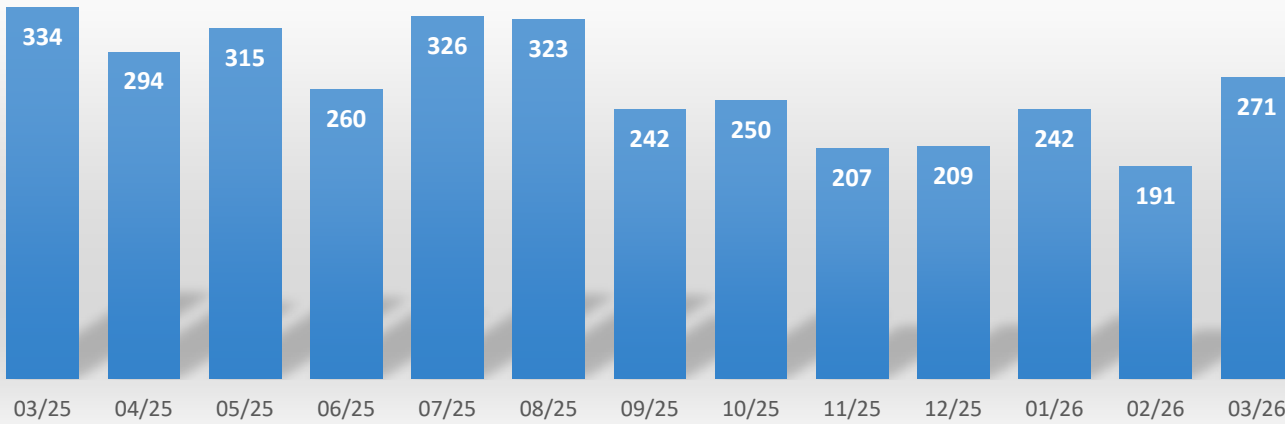
(Adopted Budget FY 2025-26)

Calls For Service - By Month

Dispatched Calls



Self Initiated Calls



Self Initiated = Area Checks, Foot Patrol, Follow Ups, FIR's, Traffic Stops



Stayton PD Strategic Dashboard

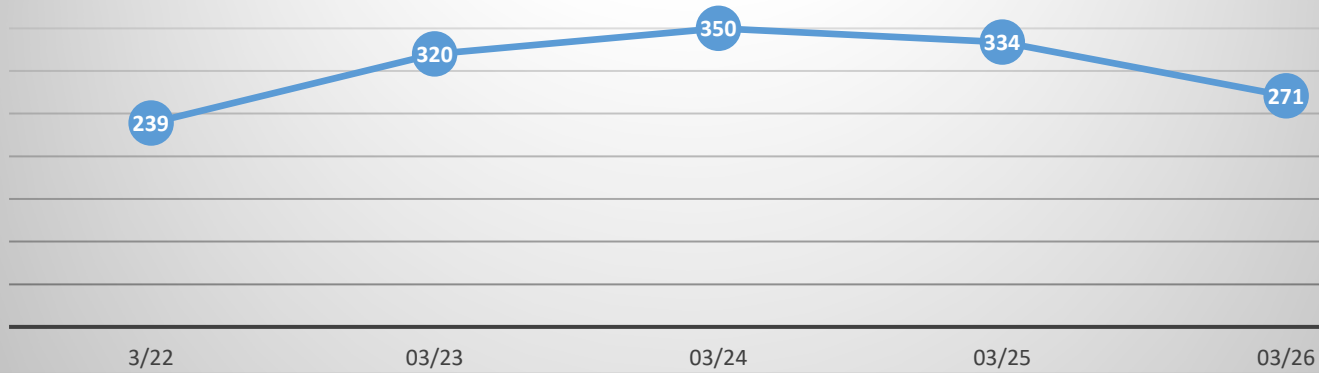
For March 2026

2022 Population Estimate 8400

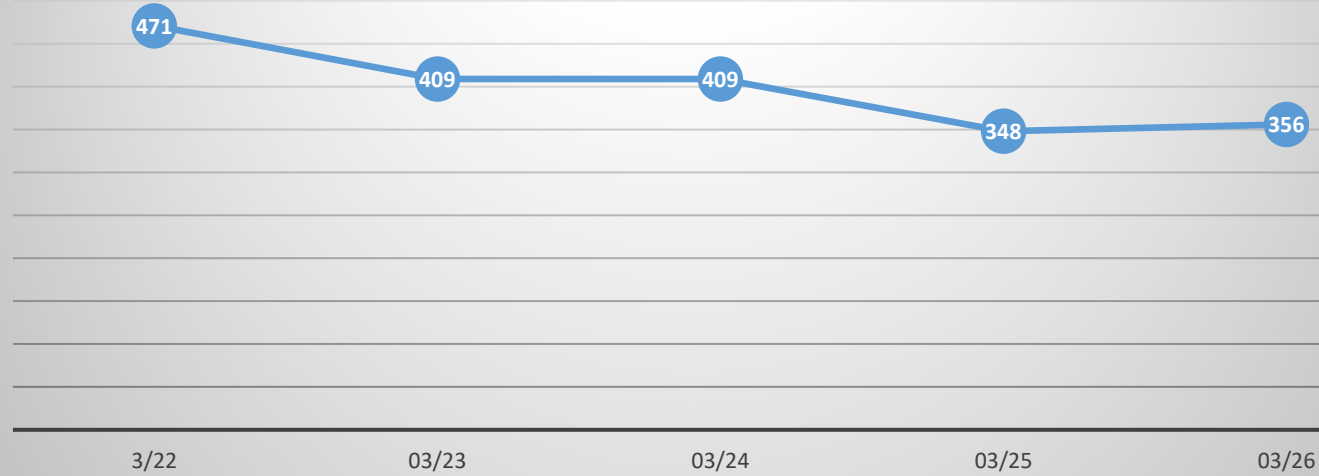
(Adopted Budget FY 2025-26)

Calls For Service - Year to Year Comparison

Self Initiated Calls



Dispatched Calls



MONTHLY TRAFFIC STATS

March 2026

Traffic Stops	150	Traffic Crimes	
		811.507	1 Using Cell Phone x 3
Traffic Cites Issued		811.140	0 Reckless Driving
Cited Violations		807.570	0 Fail to Carry & Present
		811.700	0 Fail to Perform Duties
Warnings Issued		813.010	2 DUII Misd
Warning Violations		813.011	0 DUII Felony
		811.182	1 DWS Misdemeanor
Traffic Crime Arrests	4		