



Stayton PD Strategic Dashboard

For March 2023

2022 Population Estimate 8400

(Adopted Budget FY 2022-23)

Small numbers cause large percentage increases and decreases.

Crime Snapshot						
Selected Group A Offenses	March 2022	March 2023	% Chg	2022 YTD	2023 YTD	% Chg
Person Crime	13	8	● -38.46%	24	20	● -16.67%
Assault	13	7	● -46.15%	21	19	● -9.52%
Sex Offenses	0	1	#DIV/0!	4	1	● -75.00%
Property Crime	28	22	● -21.43%	96	79	● -17.71%
Burglary	1	1	● 0.00%	3	6	● 100.00%
Fraud	4	6	● 50.00%	11	11	● 0.00%
Theft from MV	3	0	● -100.00%	18	10	● -44.44%
UUMV	5	1	● -80.00%	16	4	● -75.00%
Theft	9	5	● -44.44%	27	26	● -3.70%
Vandalism	6	9	● 50.00%	21	22	● 4.76%
Selected Group B Offenses	March 2022	March 2023	% Chg	2022 YTD	2023 YTD	% Chg
Societal Crimes	22	23	● 4.55%	79	62	● -21.52%
DUII	7	7	● 0.00%	23	15	● -34.78%
Trespass	2	1	● -50.00%	8	6	● -25.00%
Disorderly Conduct	5	5	● 0.00%	11	11	● 0.00%
Other Offenses	8	10	● 25.00%	37	30	● -18.92%
Calls for Service	March 2022	March 2023	% Chg	2022 YTD	2023 YTD	% Chg
Dispatched Calls	471	406	● -13.80%	1205	1083	● -10.12%
Self Initiated Calls	239	320	● 33.89%	704	983	● 39.63%

Community Concerns

Community Concerns

Transient Issues

Ordinance Issues

Community Outreach and Events

Upcoming Events

* Person Crime - Assault, Homicide, Robbery, Kidnap, Forcible/Non-Forcible Sex Offense

* Property Crimes - Arson, Bribery, Res Burglary, Bus Burglary, Oth Burglary, Forgery, Vandalism, Embezzle, Fraud, Theft, UUMV, Bad Check

* Societal Crimes - Drug Offense, Prostitution, Weapons, Curfew, DisCon, DUII, Family Offense, Liquor Laws, Peeping Tom, Trespass

* The data is National Incident Based Reporting System (NIBRS) compliant and not Uniform Crime Report (UCR) compliant and cannot be compared to any report using that standard.



Stayton PD Strategic Dashboard

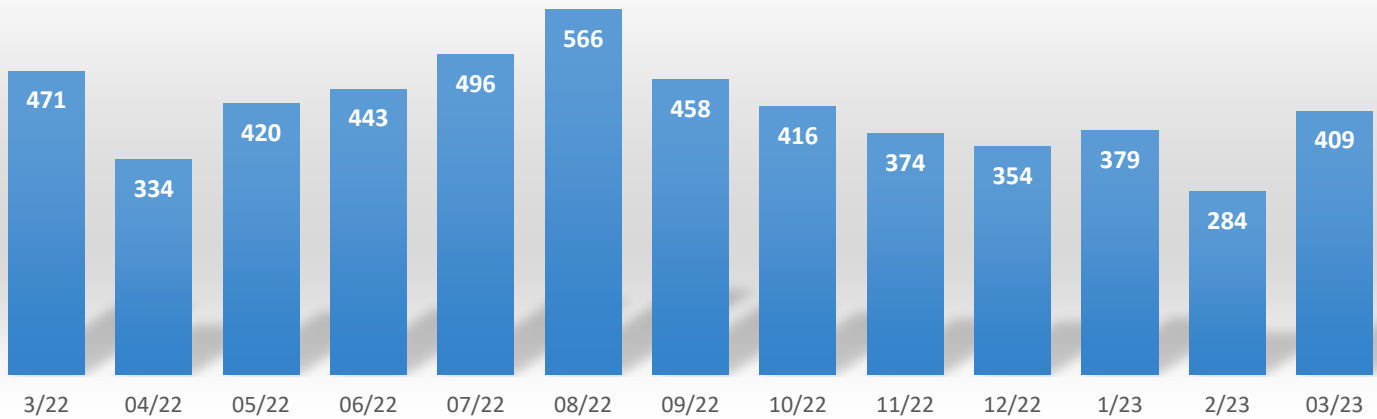
For March 2023

2022 Population Estimate 8400

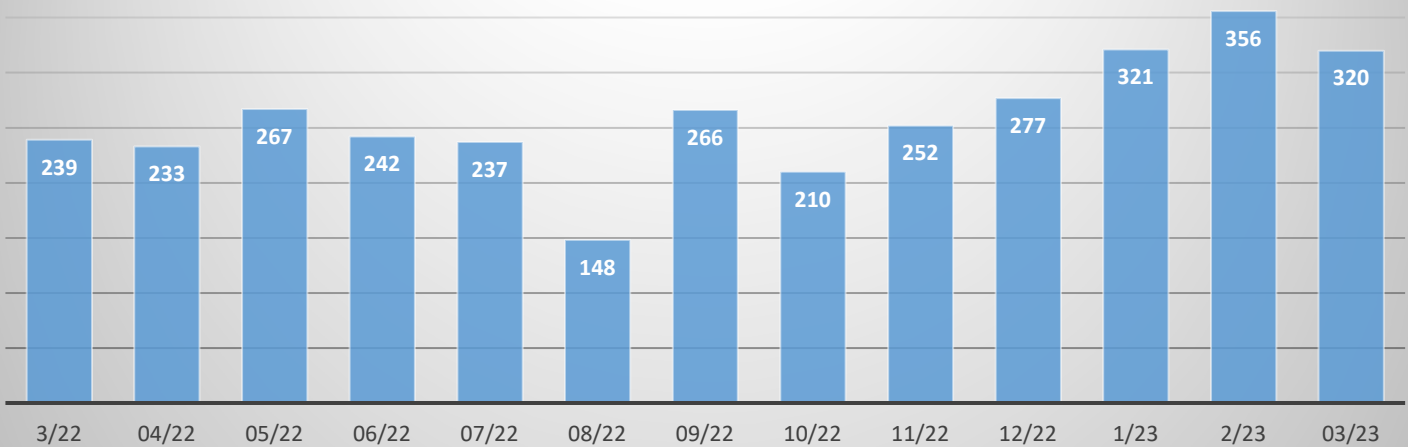
(Adopted Budget FY 2022-23)

Calls For Service - By Month

Dispatched Calls



Self Initiated Calls



Self Initiated = Area Checks, Foot Patrol, Follow Ups, FIR's, Traffic Stops



Stayton PD Strategic Dashboard

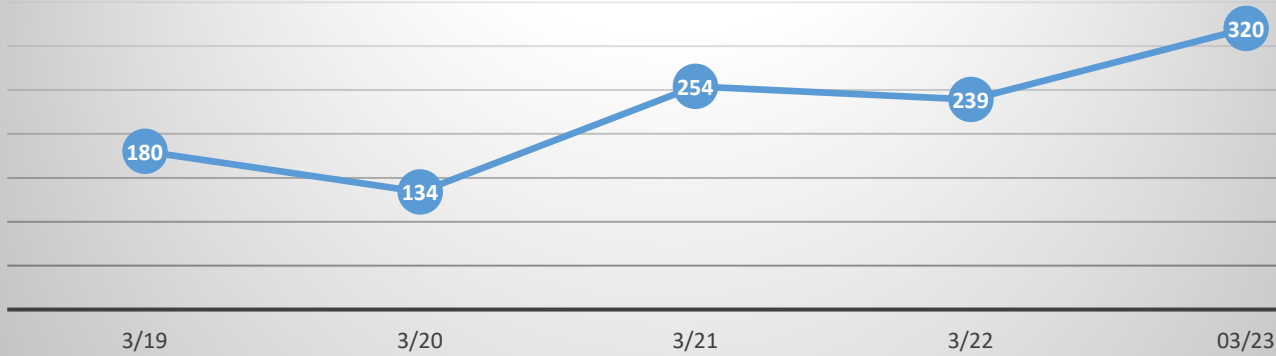
For March 2023

2022 Population Estimate 8400

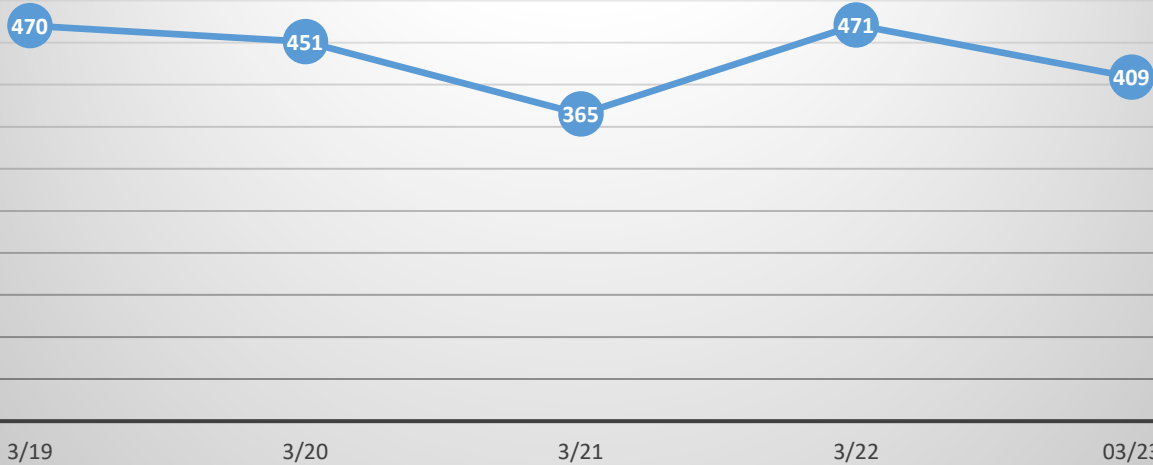
(Adopted Budget FY 2022-23)

Calls For Service - By Month

Self Initiated Calls



Dispatched Calls



MONTHLY TRAFFIC STATS
March 2023

Traffic Stops	134	Traffic Crimes		
		811.507	0	Using Cell Phone x 3
Traffic Cites Issued	58	811.140	1	Reckless Driving
Cited Violations	84	807.570	0	Fail to Carry & Present
		811.700	4	Fail to Perform Duties
Warnings Issued	76	813.010	7	DUII
Warning Violations	109	811.182	0	DWS Misdemeanor
Traffic Crime Arrests	11			

CONSOLIDATED MONTHLY NIBRS REPORT

3/1/2023 - 3/31/2023

	CRIMES				CRIMES CLEARED			PERCENT CLEARED			PERSONS ARRESTED				
					BY ARREST & EXCEPTION										
	3/1/23 to 3/31/23	1/1/23 to 3/31/23	1/1/22 to 3/31/22	% Change Yr to Yr	3/1/23 to 3/31/23	1/1/23 to 3/31/23	1/1/22 to 3/31/22	3/1/23 to 3/31/23	1/1/23 to 3/31/23	1/1/22 to 3/31/22	3/1/23 to 3/31/23			1/1/23 to 3/31/23	1/1/22 to 3/31/22
											Juv	Adult	Total		
Person Crimes															
Aggravated Assaults	3	7	6	14.3%	3	7	6	100.0%	100.0%	100.0%	0	2	2	5	4
Homicide Offenses	0	0	0	NA	0	0	0	NA	NA	NA	0	0	0	0	0
<i>Murder & Nonnegligent Manslaughter</i>	0	0	0	NA	0	0	0	NA	NA	NA	0	0	0	0	0
<i>Negligent Manslaughter</i>	0	0	0	NA	0	0	0	NA	NA	NA	0	0	0	0	0
Human Trafficking	0	0	0	NA	0	0	0	NA	NA	NA	0	0	0	0	0
Kidnapping/Abduction	0	1	0	100.0%	0	1	0	NA	100.0%	NA	0	0	0	1	0
Other Assaults	7	16	19	-18.8%	6	11	8	85.7%	68.8%	42.1%	1	5	6	10	7
Rape	0	0	0	NA	0	0	0	NA	NA	NA	0	0	0	0	0
Sex Offenses	0	0	4	NA	0	0	1	NA	NA	25.0%	0	0	0	0	1
SUB-TOTALS	10	24	29	-20.8%	9	19	15	90.0%	79.2%	51.7%	1	7	8	16	12
Property Crimes															
Arson	1	1	0	100.0%	1	1	0	100.0%	100.0%	NA	0	1	1	1	0
Bad Checks	0	0	0	NA	0	0	0	NA	NA	NA	0	0	0	0	0
Bribery	0	0	0	NA	0	0	0	NA	NA	NA	0	0	0	0	0
Burglary/Breaking & Entering	1	6	3	50.0%	0	1	0	NA	16.7%	NA	0	0	0	1	0
Counterfeiting/Forgery	1	3	1	66.7%	0	0	0	NA	NA	NA	0	0	0	0	0
Embezzlement	0	0	0	NA	0	0	0	NA	NA	NA	0	0	0	0	0
Extortion/Blackmail	0	0	0	NA	0	0	0	NA	NA	NA	0	0	0	0	0
Fraud Offenses	5	10	12	-20.0%	1	1	4	20.0%	10.0%	33.3%	0	1	1	1	4
Larceny/Theft Offenses	5	36	45	-25.0%	1	4	10	20.0%	11.1%	22.2%	0	1	1	3	10
<i>Pocket-picking</i>	0	0	0	NA	0	0	0	NA	NA	NA	0	0	0	0	0
<i>Purse-snatching</i>	0	0	0	NA	0	0	0	NA	NA	NA	0	0	0	0	0
<i>Shoplifting</i>	1	3	5	-66.7%	1	3	5	100.0%	100.0%	100.0%	0	1	1	3	6
<i>Theft From Building</i>	3	11	1	90.9%	0	0	0	NA	NA	NA	0	0	0	0	0
<i>Theft From Coin- Operated Machine or Device</i>	0	0	0	NA	0	0	0	NA	NA	NA	0	0	0	0	0

Theft From Motor Vehicle	0	10	18	-80.0%	0	0	0	NA	NA	NA	0	0	0	0	0
Theft of Motor Vehicle Parts or Accessories	0	0	2	NA	0	0	0	NA	NA	NA	0	0	0	0	0
All Other Larceny	1	12	19	-58.3%	0	1	5	NA	8.3%	26.3%	0	0	0	0	4
Motor Vehicle Theft	1	4	16	-300.0%	0	1	2	NA	25.0%	12.5%	0	0	0	1	2
Robbery	3	4	0	100.0%	2	3	0	66.7%	75.0%	NA	0	1	1	2	0
Stolen Property Offenses	0	0	0	NA	0	0	0	NA	NA	NA	0	0	0	0	0
Vandalism	9	22	20	9.1%	4	6	5	44.4%	27.3%	25.0%	1	3	4	6	4
SUB-TOTALS	26	86	97	-12.8%	9	17	21	34.6%	19.8%	21.6%	1	7	8	15	20
Society Crimes															
All Other Offenses	10	31	37	-19.4%	3	8	11	30.0%	25.8%	29.7%	0	2	2	6	11
Animal Cruelty Offenses	0	0	2	NA	0	0	0	NA	NA	NA	0	0	0	0	0
Curfew/Loitering/Vagrancy	0	0	0	NA	0	0	0	NA	NA	NA	0	0	0	0	0
Disorderly Conduct	6	12	11	8.3%	5	8	6	83.3%	66.7%	54.5%	0	4	4	7	6
Driving Under the Influence	7	15	23	-53.3%	7	15	22	100.0%	100.0%	95.7%	0	7	7	15	22
Drug/Narcotic Offenses	1	1	4	-300.0%	1	1	4	100.0%	100.0%	100.0%	0	1	1	1	4
Drunkenness	0	0	0	NA	0	0	0	NA	NA	NA	0	0	0	0	0
Family Offenses, Nonviolent	0	1	1	0.0%	0	0	1	NA	NA	100.0%	0	0	0	0	1
Gambling Offenses	0	0	0	NA	0	0	0	NA	NA	NA	0	0	0	0	0
Intimidation	0	0	0	NA	0	0	0	NA	NA	NA	0	0	0	0	0
Liquor Law Violations	0	0	2	NA	0	0	2	NA	NA	100.0%	0	0	0	0	4
Peeping Tom	0	0	0	NA	0	0	0	NA	NA	NA	0	0	0	0	0
Pornography/Obscene Material	1	1	2	-100.0%	0	0	0	NA	NA	NA	0	0	0	0	0
Prostitution Offenses	0	0	0	NA	0	0	0	NA	NA	NA	0	0	0	0	0
Stalking	0	0	0	NA	0	0	0	NA	NA	NA	0	0	0	0	0
Trespass of Real Property	1	6	8	-33.3%	0	4	8	NA	66.7%	100.0%	0	0	0	4	6
Weapon Law Violations	0	2	2	0.0%	0	1	2	NA	50.0%	100.0%	0	0	0	1	2
SUB-TOTALS	26	69	92	-33.3%	16	37	56	61.5%	53.6%	60.9%	0	14	14	34	56
Non-Reportable															
000	0	0	0	NA	0	0	0	NA	NA	NA	0	0	0	0	0
DUI-Alcohol	0	0	0	NA	0	0	0	NA	NA	NA	0	0	0	0	0
DUI-Alcohol and Drugs	0	0	0	NA	0	0	0	NA	NA	NA	0	0	0	0	0
DUI-Drugs	0	0	0	NA	0	0	0	NA	NA	NA	0	0	0	0	0
DUI-Unspecified	0	0	0	NA	0	0	0	NA	NA	NA	0	0	0	0	0
Justifiable Homicide	0	0	0	NA	0	0	0	NA	NA	NA	0	0	0	0	0
Justifiable Homicide	0	0	0	NA	0	0	0	NA	NA	NA	0	0	0	0	0
Non-Reportable	0	0	0	NA	0	0	0	NA	NA	NA	0	0	0	0	0
SUB-TOTALS	0	0	0	NA	0	0	0	NA	NA	NA	0	0	0	0	0

GRAND TOTALS	62	179	218	-21.8%	34	73	92	54.8%	79.2%	42.2%	2	28	30	65	88
---------------------	-----------	------------	------------	---------------	-----------	-----------	-----------	--------------	--------------	--------------	----------	-----------	-----------	-----------	-----------