



Stayton PD Strategic Dashboard

For March 2025

2022 Population Estimate 8400

(Adopted Budget FY 2024-25)

Small numbers cause large percentage increases and decreases.

Crime Snapshot						
Selected Group A Offenses	March 24	March 25	% Chg	2024 YTD	2025 YTD	% Chg
Person Crime	8	4	● 5.00%	14	14	● 0.00%
Assault	6	3	● -50.00%	12	11	● -8.33%
Sex Offenses	2	1	● -50.00%	2	3	● 50.00%
Property Crime	31	15	● -51.61%	93	53	● -43.01%
Burglary	3	0	● -100.00%	8	3	● -62.50%
Fraud	8	3	● -62.50%	12	9	● -25.00%
Theft from MV	4	3	● -25.00%	16	7	● -56.25%
UUMV	2	0	● -100.00%	4	0	● -100.00%
Theft	10	6	● -40.00%	33	21	● -36.36%
Vandalism	4	3	● -25.00%	20	13	● -35.00%
Selected Group B Offenses	March 24	March 25	% Chg	2024 YTD	2025 YTD	% Chg
Societal Crimes	11	14		39	27	● -30.77%
DUII	3	4	● 33.33%	10	6	● -40.00%
Trespass	1	2	● 100.00%	6	5	● -16.67%
Disorderly Conduct	1	3	● 200.00%	3	5	● 66.67%
Other Offenses	6	5	● -16.67%	20	11	● -45.00%
Calls for Service	March 24	March 25	% Chg	2024 YTD	2025 YTD	% Chg
Dispatched Calls	390	348	● -10.77%	1181	1090	● -7.71%
Self Initiated Calls	350	334	● -4.57%	936	1013	● 8.23%

Community Concerns

Community Concerns

Ordinances

Community Outreach and Events

Child Abuse Prevention Month

Upcoming Events

* Person Crime - Assault, Homicide, Robbery, Kidnap, Forcible/Non-Forcible Sex Offense

* Property Crimes - Arson, Bribery, Res Burglary, Bus Burglary, Oth Burglary, Forgery, Vandalism, Embezzle, Fraud, Theft, UUMV, Bad Check

* Societal Crimes - Drug Offense, Prostitution, Weapons, Curfew, DisCon, DUII, Family Offense, Liquor Laws, Peeping Tom, Trespass

* The data is National Incident Based Reporting System (NIBRS) compliant and not Uniform Crime Report (UCR) compliant and cannot be compared to any report using that standard.



Stayton PD Strategic Dashboard

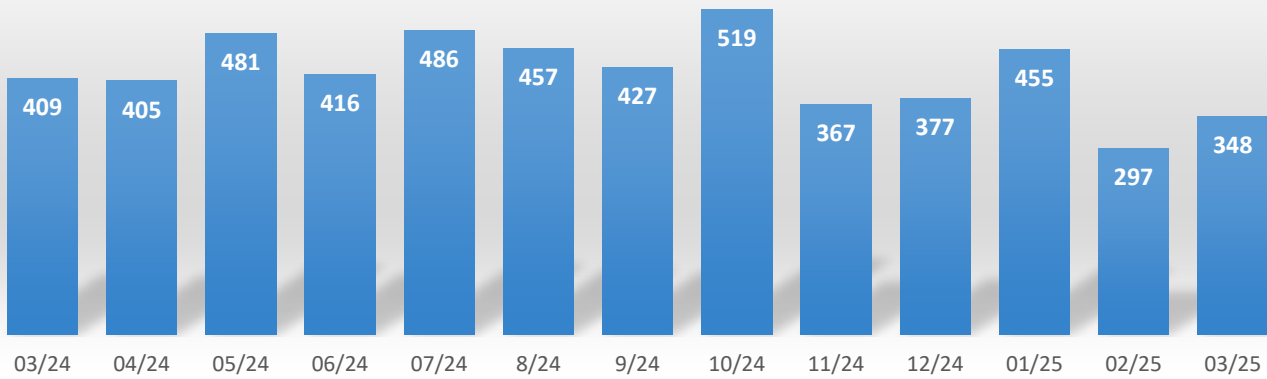
For March 2025

2022 Population Estimate 8400

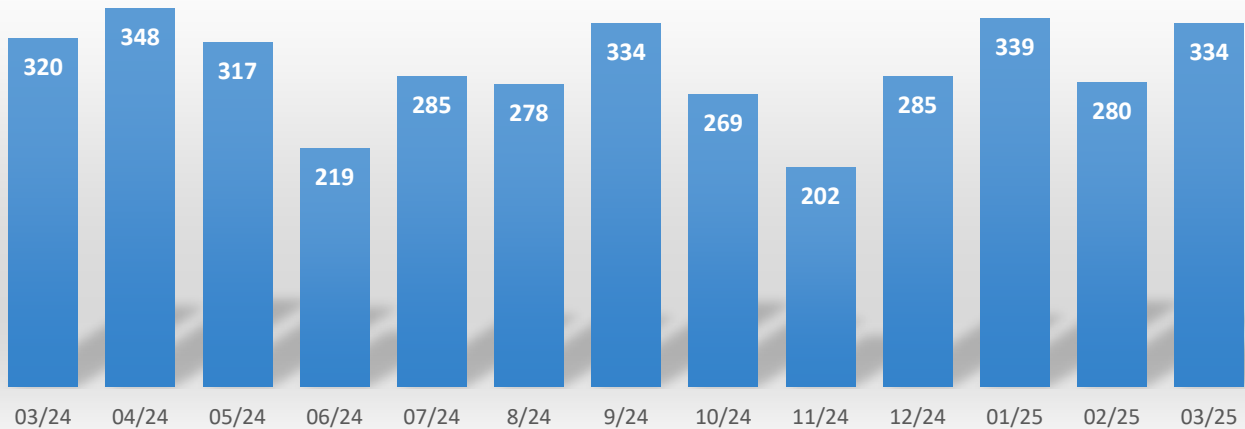
(Adopted Budget FY 2024-25)

Calls For Service - By Month

Dispatched Calls



Self Initiated Calls



Self Initiated = Area Checks, Foot Patrol, Follow Ups, FIR's, Traffic Stops



Stayton PD Strategic Dashboard

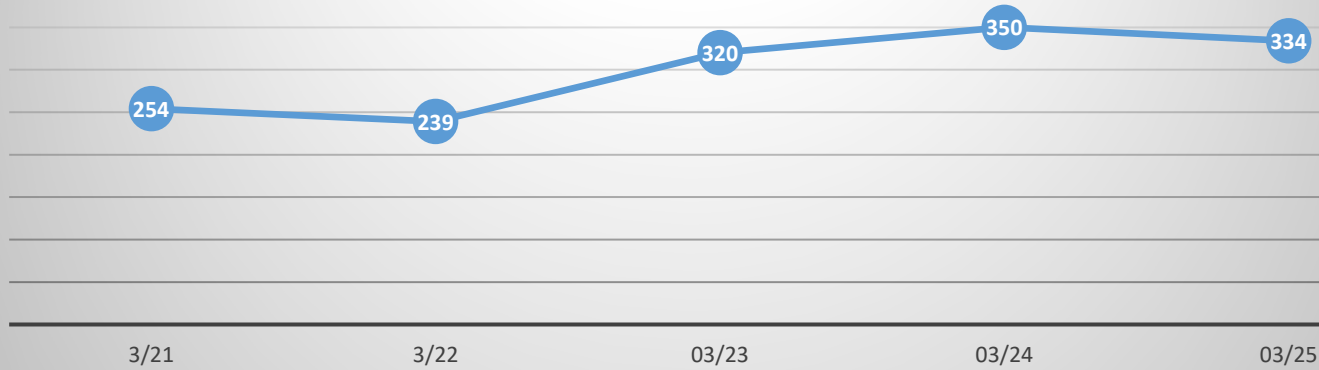
For March 2025

2022 Population Estimate 8400

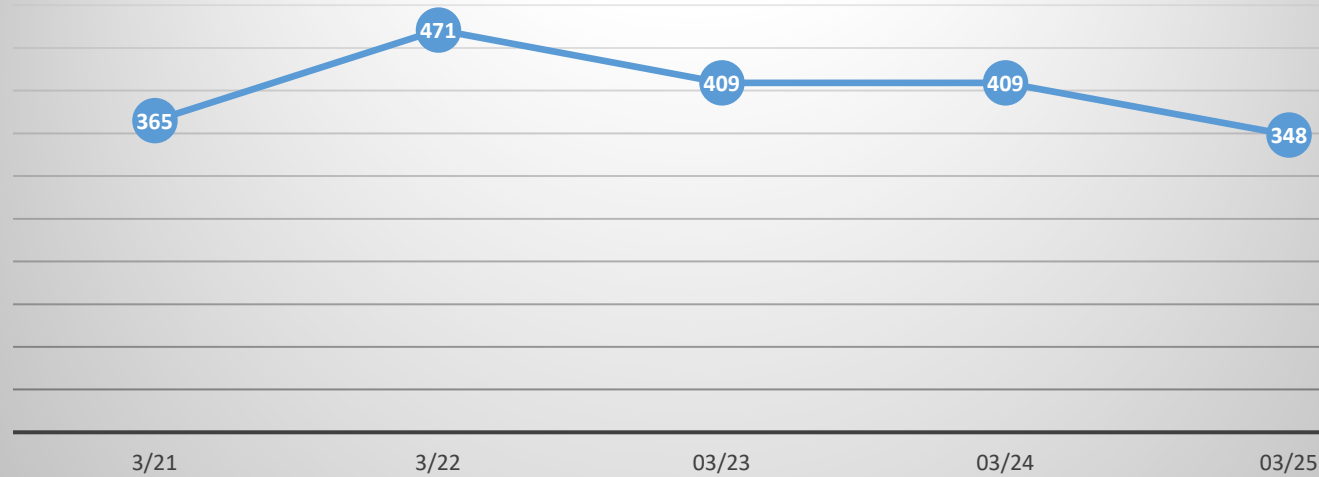
(Adopted Budget FY 2024-25)

Calls For Service - Year to Year Comparison

Self Initiated Calls



Dispatched Calls



MONTHLY TRAFFIC STATS
March 2025

Traffic Stops	194	Traffic Crimes		
		811.507	0	Using Cell Phone x 3
Traffic Cites Issued	73	811.140	1	Reckless Driving
Cited Violations	96	807.570	0	Fail to Carry & Present
		811.700	1	Fail to Perform Duties
Warnings Issued	121	813.010	4	DUII
Warning Violations	149	811.182	1	DWS Misdemeanor
Traffic Crime Arrests	6			

CONSOLIDATED MONTHLY NIBRS REPORT

3/1/2025 - 3/31/2025

	CRIMES				CRIMES CLEARED			PERCENT CLEARED			PERSONS ARRESTED					
	3/1/25 to 3/31/25	1/1/25 to 3/31/25	1/1/24 to 3/31/24	% Change Yr to Yr	BY ARREST & EXCEPTION						3/1/25 to 3/31/25			1/1/25 to 3/31/25	1/1/24 to 3/31/24	
					3/1/25 to 3/31/25	1/1/25 to 3/31/25	1/1/24 to 3/31/24	3/1/25 to 3/31/25	1/1/25 to 3/31/25	1/1/24 to 3/31/24	Juv	Adult	Total			
Person Crimes																
09D	0	0	0	NA	0	0	0	NA	NA	NA	0	0	0	0	0	0
13D	0	0	0	NA	0	0	0	NA	NA	NA	0	0	0	0	0	0
Aggravated Assaults	1	3	7	-133.3%	0	2	4	NA	66.7%	57.1%	0	0	0	0	0	0
Homicide Offenses	0	0	0	NA	0	0	0	NA	NA	NA	0	0	0	0	0	0
<i>Murder & Nonnegligent Manslaughter</i>	0	0	0	NA	0	0	0	NA	NA	NA	0	0	0	0	0	0
<i>Negligent Manslaughter</i>	0	0	0	NA	0	0	0	NA	NA	NA	0	0	0	0	0	0
Human Trafficking	0	0	0	NA	0	0	0	NA	NA	NA	0	0	0	0	0	0
Kidnapping/Abduction	0	0	0	NA	0	0	0	NA	NA	NA	0	0	0	0	0	0
Other Assaults	2	8	10	-25.0%	1	6	7	50.0%	75.0%	70.0%	0	1	1	0	5	6
Rape	1	1	1	0.0%	1	1	0	100.0%	100.0%	NA	0	0	0	0	0	0
Sex Offenses	0	2	1	50.0%	0	0	0	NA	NA	NA	0	0	0	0	0	0
SUB-TOTALS	4	14	19	-35.7%	2	9	11	50.0%	64.3%	57.9%	0	1	1	0	7	11
Property Crimes																
Arson	0	1	0	100.0%	0	1	0	NA	100.0%	NA	0	0	0	0	1	0
Bad Checks	0	0	0	NA	0	0	0	NA	NA	NA	0	0	0	0	0	0
Bribery	0	0	0	NA	0	0	0	NA	NA	NA	0	0	0	0	0	0
Burglary/Breaking & Entering	0	3	8	-166.7%	0	1	2	NA	33.3%	25.0%	0	0	0	0	1	2
Counterfeiting/Forgery	0	1	1	0.0%	0	1	0	NA	100.0%	NA	0	0	0	0	1	0
Embezzlement	0	0	0	NA	0	0	0	NA	NA	NA	0	0	0	0	0	0
Extortion/Blackmail	0	0	1	NA	0	0	0	NA	NA	NA	0	0	0	0	0	0
Fraud Offenses	3	11	13	-18.2%	1	4	0	33.3%	36.4%	NA	0	0	0	0	3	3
Larceny/Theft Offenses	8	27	51	-88.9%	1	6	12	12.5%	22.2%	23.5%	0	1	1	0	4	13
<i>Pocket-picking</i>	0	0	0	NA	0	0	0	NA	NA	NA	0	0	0	0	0	0
<i>Purse-snatching</i>	0	1	0	100.0%	0	0	0	NA	NA	NA	0	0	0	0	0	0
<i>Shoplifting</i>	3	9	16	-77.8%	0	4	8	NA	44.4%	50.0%	0	1	1	0	4	9
<i>Theft From Building</i>	0	1	1	0.0%	0	0	0	NA	NA	NA	0	0	0	0	0	0

Theft From Coin-Operated Machine or Device	0	0	0	NA	0	0	0	NA	NA	NA	0	0	0	0	0
Theft From Motor Vehicle	3	7	17	-142.9%	0	0	1	NA	NA	5.9%	0	0	0	0	0
Theft of Motor Vehicle Parts or Accessories	0	0	0	NA	0	0	0	NA	NA	NA	0	0	0	0	0
All Other Larceny	2	9	17	-88.9%	1	2	3	50.0%	22.2%	17.6%	0	0	0	0	4
Motor Vehicle Theft	0	0	4	NA	0	0	1	NA	NA	25.0%	0	0	0	0	1
Robbery	0	0	0	NA	0	0	0	NA	NA	NA	0	0	0	0	0
Stolen Property Offenses	0	0	1	NA	0	0	1	NA	NA	100.0%	0	0	0	0	2
TMB	0	0	0	NA	0	0	0	NA	NA	NA	0	0	0	0	0
Vandalism	2	12	20	-66.7%	0	0	5	NA	NA	25.0%	0	0	0	0	5
SUB-TOTALS	13	55	99	-80.0%	2	13	21	15.4%	23.6%	21.2%	0	1	1	10	26
Society Crimes															
All Other Offenses	5	13	20	-53.8%	2	4	2	40.0%	30.8%	10.0%	0	2	2	4	2
Animal Cruelty Offenses	0	0	0	NA	0	0	0	NA	NA	NA	0	0	0	0	0
Curfew/Loitering/Vagrancy	0	0	1	NA	0	0	1	NA	NA	100.0%	0	0	0	0	1
Disorderly Conduct	3	7	3	57.1%	2	4	2	66.7%	57.1%	66.7%	0	2	2	3	3
Driving Under the Influence	4	7	10	-42.9%	4	7	10	100.0%	100.0%	100.0%	0	4	4	7	10
Drug/Narcotic Offenses	2	4	1	75.0%	1	3	1	50.0%	75.0%	100.0%	0	0	0	2	0
Drunkenness	0	0	0	NA	0	0	0	NA	NA	NA	0	0	0	0	0
Family Offenses, Nonviolent	0	0	0	NA	0	0	0	NA	NA	NA	0	0	0	0	1
Gambling Offenses	0	0	0	NA	0	0	0	NA	NA	NA	0	0	0	0	0
Intimidation	0	0	0	NA	0	0	0	NA	NA	NA	0	0	0	0	0
Liquor Law Violations	1	2	0	100.0%	1	2	0	100.0%	100.0%	NA	1	2	3	4	0
Peeping Tom	0	0	0	NA	0	0	0	NA	NA	NA	0	0	0	0	0
Pornography/Obscene Material	0	0	1	NA	0	0	0	NA	NA	NA	0	0	0	0	0
Prostitution Offenses	0	0	0	NA	0	0	0	NA	NA	NA	0	0	0	0	0
Stalking	0	0	0	NA	0	0	0	NA	NA	NA	0	0	0	0	0
Trespass of Real Property	2	5	6	-20.0%	2	3	6	100.0%	60.0%	100.0%	0	2	2	4	8
Weapon Law Violations	0	1	1	0.0%	0	1	1	NA	100.0%	100.0%	0	0	0	1	1
SUB-TOTALS	17	39	43	-10.3%	12	24	23	70.6%	61.5%	53.5%	1	12	13	25	26
Non-Reportable															
000	0	0	0	NA	0	0	0	NA	NA	NA	0	0	0	0	0
DUI-Alcohol	0	0	0	NA	0	0	0	NA	NA	NA	0	0	0	0	0
DUI-Alcohol and Drugs	0	0	0	NA	0	0	0	NA	NA	NA	0	0	0	0	0
DUI-Drugs	0	0	0	NA	0	0	0	NA	NA	NA	0	0	0	0	0
DUI-Unspecified	0	0	0	NA	0	0	0	NA	NA	NA	0	0	0	0	0

Justifiable Homicide	0	0	0	NA	0	0	0	NA	NA	NA	0	0	0	0	0
<i>Justifiable Homicide</i>	0	0	0	NA	0	0	0	NA	NA	NA	0	0	0	0	0
Non-Reportable	0	0	0	NA	0	0	0	NA	NA	NA	0	0	0	0	0
SUB-TOTALS	0	0	0	NA	0	0	0	NA	NA	NA	0	0	0	0	0
GRAND TOTALS	34	108	161	-49.1%	16	46	55	47.1%	64.3%	34.2%	1	14	15	42	63