



Stayton PD Strategic Dashboard

For January 2023

2022 Population Estimate 8400

(Adopted Budget FY 2022-23)

Small numbers cause large percentage increases and decreases.

Crime Snapshot						
Selected Group A Offenses	Jan 2022	Jan 2023	% Chg	2022 YTD	2023 YTD	% Chg
Person Crime	5	6	● 20.00%	5	6	● 20.00%
Assault	4	6	● 50.00%	4	6	● 50.00%
Sex Offenses	2	0	● -100.00%	2	0	● -100.00%
Property Crime	37	31	● -16.22%	37	31	● -16.22%
Burglary	1	1	● 0.00%	1	1	● 0.00%
Fraud	3	4	● 33.33%	3	4	● 33.33%
Theft from MV	6	3	● -50.00%	6	3	● -50.00%
UUMV	8	1	● -87.50%	8	1	● -87.50%
Theft	8	15	● 87.50%	8	15	● 87.50%
Vandalism	11	7	● -36.36%	11	7	● -36.36%
Selected Group B Offenses	Jan 2022	Jan 2023	% Chg	2022 YTD	2023 YTD	% Chg
Societal Crimes	27	15	● -44.44%	27	15	● -44.44%
DUII	11	2	● -81.82%	11	2	● -81.82%
Trespass	2	4	● 100.00%	2	4	● 100.00%
Disorderly Conduct	3	3	● 0.00%	3	3	● 0.00%
Other Offenses	11	6	● -45.45%	11	6	● -45.45%
Calls for Service	Jan 2022	Jan 2023	% Chg	2022 YTD	2023 YTD	% Chg
Dispatched Calls	399	321	● -19.55%	399	321	● -19.55%
Self Initiated Calls	261	379	● 45.21%	261	379	● 45.21%

Community Concerns

Community Concerns

Transient Issues

Traffic Issues

Community Outreach and Events

Upcoming Events

* Person Crime - Assault, Homicide, Robbery, Kidnap, Forcible/Non-Forcible Sex Offense

* Property Crimes - Arson, Bribery, Res Burglary, Bus Burglary, Oth Burglary, Forgery, Vandalism, Embezzle, Fraud, Theft, UUMV, Bad Check

* Societal Crimes - Drug Offense, Prostitution, Weapons, Curfew, DisCon, DUII, Family Offense, Liquor Laws, Peeping Tom, Trespass

* The data is National Incident Based Reporting System (NIBRS) compliant and not Uniform Crime Report (UCR) compliant and cannot be compared to any report using that standard.



Stayton PD Strategic Dashboard

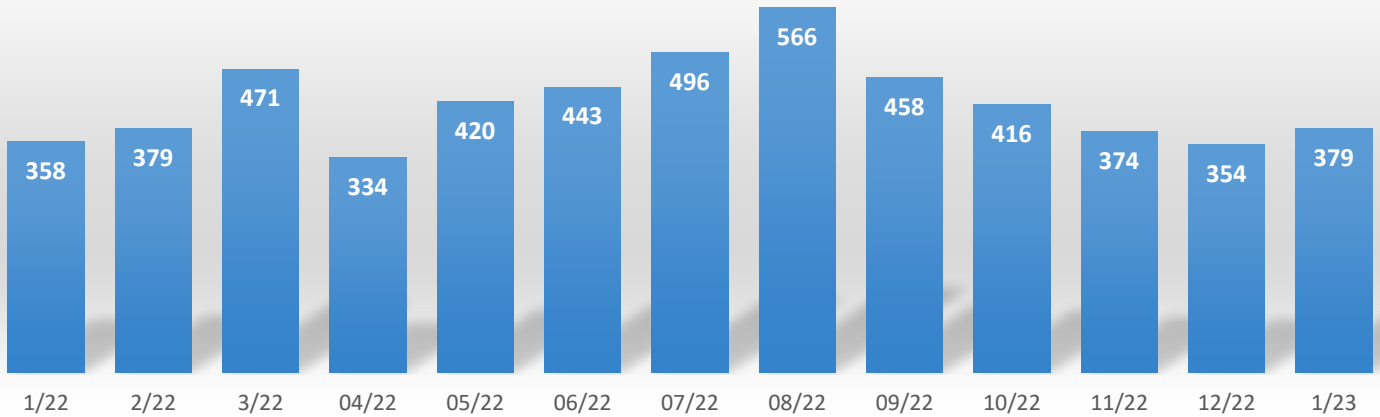
For January 2023

2022 Population Estimate 8400

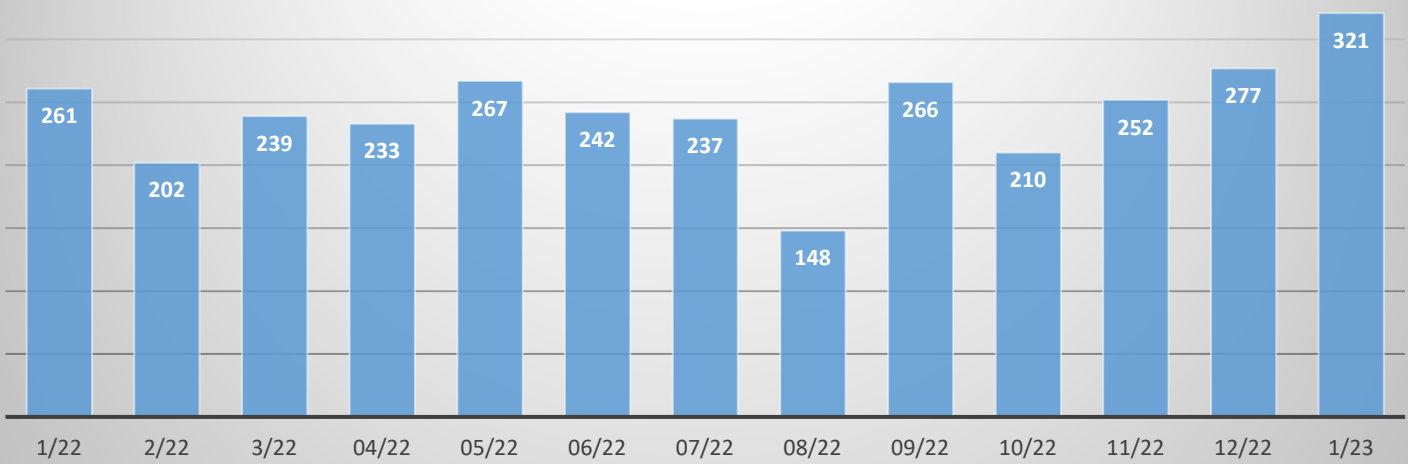
(Adopted Budget FY 2022-23)

Calls For Service - By Month

Dispatched Calls



Self Initiated Calls



Self Initiated = Area Checks, Foot Patrol, Follow Ups, FIR's, Traffic Stops



Stayton PD Strategic Dashboard

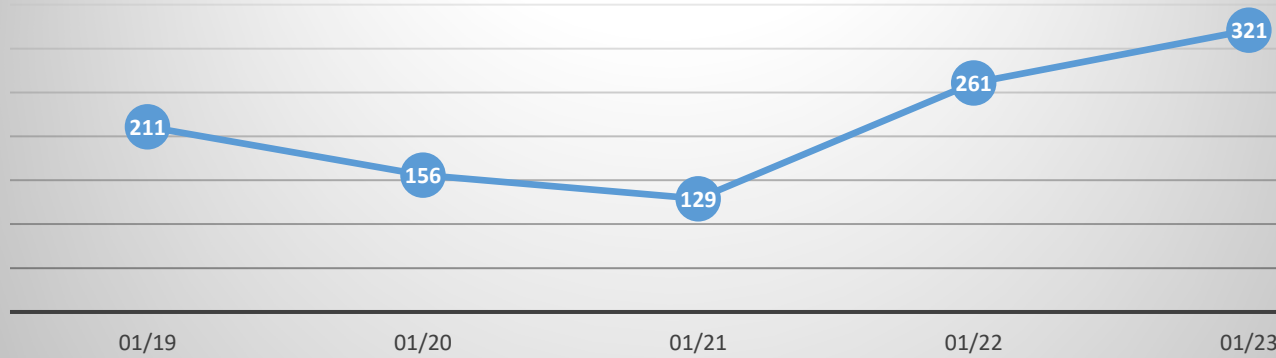
For January 2023

2022 Population Estimate 8400

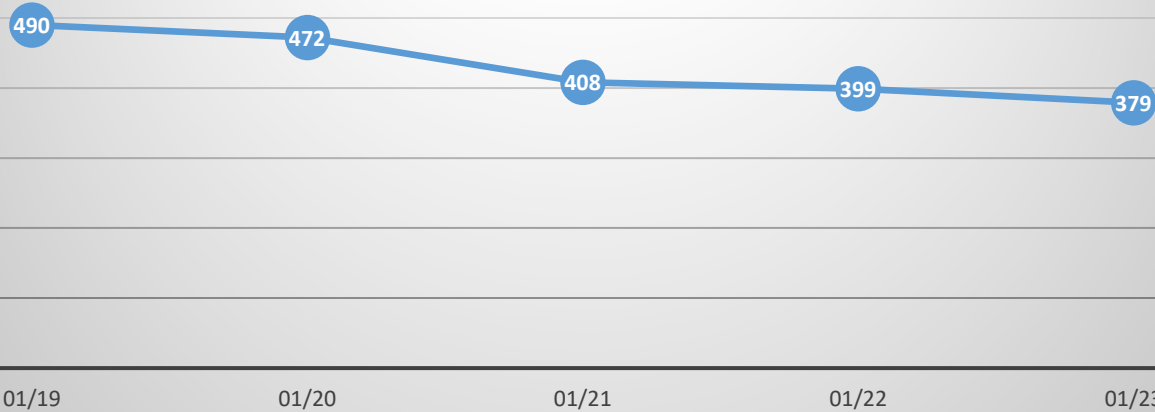
(Adopted Budget FY 2022-23)

Calls For Service - By Month

Self Initiated Calls



Dispatched Calls



MONTHLY TRAFFIC STATS
January 2023

Traffic Stops	121	Traffic Crimes		
		811.507	0	Using Cell Phone x 3
Traffic Cites Issued	34	811.140	1	Reckless Driving
Cited Violations	45	807.570	0	Fail to Carry & Present
		811.700	2	Fail to Perform Duties
Warnings Issued	84	813.010	2	DUII
Warning Violations	118	811.182	1	DWS Misdemeanor
Traffic Crime Arrests	5			

CONSOLIDATED MONTHLY NIBRS REPORT

1/1/2023 - 1/31/2023

	CRIMES				CRIMES CLEARED			PERCENT CLEARED			PERSONS ARRESTED				
					BY ARREST & EXCEPTION										
	1/1/23 to 1/31/23	1/1/23 to 1/31/23	1/1/22 to 1/31/22	% Change Yr to Yr	1/1/23 to 1/31/23	1/1/23 to 1/31/23	1/1/22 to 1/31/22	1/1/23 to 1/31/23	1/1/23 to 1/31/23	1/1/22 to 1/31/22	1/1/23 to 1/31/23			1/1/23 to 1/31/23	1/1/22 to 1/31/22
											Juv	Adult	Total		
Person Crimes															
Aggravated Assaults	2	2	0	100.0%	2	2	0	100.0%	100.0%	NA	0	1	1	1	0
Homicide Offenses	0	0	0	NA	0	0	0	NA	NA	NA	0	0	0	0	0
<i>Murder & Nonnegligent Manslaughter</i>	0	0	0	NA	0	0	0	NA	NA	NA	0	0	0	0	0
<i>Negligent Manslaughter</i>	0	0	0	NA	0	0	0	NA	NA	NA	0	0	0	0	0
Human Trafficking	0	0	0	NA	0	0	0	NA	NA	NA	0	0	0	0	0
Kidnapping/Abduction	0	0	0	NA	0	0	0	NA	NA	NA	0	0	0	0	0
Other Assaults	5	5	4	20.0%	1	1	2	20.0%	20.0%	50.0%	0	1	1	1	2
Rape	0	0	0	NA	0	0	0	NA	NA	NA	0	0	0	0	0
Sex Offenses	0	0	2	NA	0	0	0	NA	NA	NA	0	0	0	0	0
SUB-TOTALS	7	7	6	14.3%	3	3	2	42.9%	42.9%	33.3%	0	2	2	2	2
Property Crimes															
Arson	0	0	0	NA	0	0	0	NA	NA	NA	0	0	0	0	0
Bad Checks	0	0	0	NA	0	0	0	NA	NA	NA	0	0	0	0	0
Bribery	0	0	0	NA	0	0	0	NA	NA	NA	0	0	0	0	0
Burglary/Breaking & Entering	1	1	1	0.0%	0	0	0	NA	NA	NA	0	1	1	1	0
Counterfeiting/Forgery	1	1	0	100.0%	0	0	0	NA	NA	NA	0	0	0	0	0
Embezzlement	0	0	0	NA	0	0	0	NA	NA	NA	0	0	0	0	0
Extortion/Blackmail	0	0	0	NA	0	0	0	NA	NA	NA	0	0	0	0	0
Fraud Offenses	4	4	3	25.0%	0	0	1	NA	NA	33.3%	0	0	0	0	1
Larceny/Theft Offenses	18	18	14	22.2%	2	2	2	11.1%	11.1%	14.3%	0	2	2	2	1
<i>Pocket-picking</i>	0	0	0	NA	0	0	0	NA	NA	NA	0	0	0	0	0
<i>Purse-snatching</i>	0	0	0	NA	0	0	0	NA	NA	NA	0	0	0	0	0
<i>Shoplifting</i>	2	2	0	100.0%	2	2	0	100.0%	100.0%	NA	0	2	2	2	0
<i>Theft From Building</i>	4	4	0	100.0%	0	0	0	NA	NA	NA	0	0	0	0	0
<i>Theft From Coin- Operated Machine or Device</i>	0	0	0	NA	0	0	0	NA	NA	NA	0	0	0	0	0

Theft From Motor Vehicle	3	3	6	-100.0%	0	0	0	NA	NA	NA	0	0	0	0	0
Theft of Motor Vehicle Parts or Accessories	0	0	1	NA	0	0	0	NA	NA	NA	0	0	0	0	0
All Other Larceny	9	9	7	22.2%	0	0	2	NA	NA	28.6%	0	0	0	0	1
Motor Vehicle Theft	1	1	8	-700.0%	0	0	2	NA	NA	25.0%	0	0	0	0	2
Robbery	0	0	0	NA	0	0	0	NA	NA	NA	0	0	0	0	0
Stolen Property Offenses	0	0	0	NA	0	0	0	NA	NA	NA	0	0	0	0	0
Vandalism	7	7	11	-57.1%	1	1	3	14.3%	14.3%	27.3%	0	1	1	1	4
SUB-TOTALS	32	32	37	-15.6%	3	3	8	9.4%	9.4%	21.6%	0	4	4	4	8
Society Crimes															
All Other Offenses	7	7	11	-57.1%	2	2	2	28.6%	28.6%	18.2%	0	1	1	1	3
Animal Cruelty Offenses	0	0	2	NA	0	0	0	NA	NA	NA	0	0	0	0	0
Curfew/Loitering/Vagrancy	0	0	0	NA	0	0	0	NA	NA	NA	0	0	0	0	0
Disorderly Conduct	3	3	3	0.0%	2	2	1	66.7%	66.7%	33.3%	2	0	2	2	1
Driving Under the Influence	2	2	11	-450.0%	2	2	10	100.0%	100.0%	90.9%	0	2	2	2	10
Drug/Narcotic Offenses	0	0	0	NA	0	0	0	NA	NA	NA	0	0	0	0	0
Drunkenness	0	0	0	NA	0	0	0	NA	NA	NA	0	0	0	0	0
Family Offenses, Nonviolent	0	0	1	NA	0	0	1	NA	NA	100.0%	0	0	0	0	1
Gambling Offenses	0	0	0	NA	0	0	0	NA	NA	NA	0	0	0	0	0
Intimidation	0	0	0	NA	0	0	0	NA	NA	NA	0	0	0	0	0
Liquor Law Violations	0	0	1	NA	0	0	1	NA	NA	100.0%	0	0	0	0	1
Peeping Tom	0	0	0	NA	0	0	0	NA	NA	NA	0	0	0	0	0
Pornography/Obscene Material	0	0	0	NA	0	0	0	NA	NA	NA	0	0	0	0	0
Prostitution Offenses	0	0	0	NA	0	0	0	NA	NA	NA	0	0	0	0	0
Stalking	0	0	0	NA	0	0	0	NA	NA	NA	0	0	0	0	0
Trespass of Real Property	4	4	2	50.0%	3	3	2	75.0%	75.0%	100.0%	0	3	3	3	1
Weapon Law Violations	0	0	1	NA	0	0	1	NA	NA	100.0%	0	0	0	0	1
SUB-TOTALS	16	16	32	-100.0%	9	9	18	56.3%	56.3%	56.3%	2	6	8	8	18
Non-Reportable															
000	0	0	0	NA	0	0	0	NA	NA	NA	0	0	0	0	0
DUI-Alcohol	0	0	0	NA	0	0	0	NA	NA	NA	0	0	0	0	0
DUI-Alcohol and Drugs	0	0	0	NA	0	0	0	NA	NA	NA	0	0	0	0	0
DUI-Drugs	0	0	0	NA	0	0	0	NA	NA	NA	0	0	0	0	0
DUI-Unspecified	0	0	0	NA	0	0	0	NA	NA	NA	0	0	0	0	0
Justifiable Homicide	0	0	0	NA	0	0	0	NA	NA	NA	0	0	0	0	0
Justifiable Homicide	0	0	0	NA	0	0	0	NA	NA	NA	0	0	0	0	0
Non-Reportable	0	0	0	NA	0	0	0	NA	NA	NA	0	0	0	0	0
SUB-TOTALS	0	0	0	NA	0	0	0	NA	NA	NA	0	0	0	0	0

GRAND TOTALS	55	55	75	-36.4%	15	15	28	27.3%	42.9%	37.3%	2	12	14	14	28
---------------------	-----------	-----------	-----------	---------------	-----------	-----------	-----------	--------------	--------------	--------------	----------	-----------	-----------	-----------	-----------