



Stayton PD Strategic Dashboard

For January 2025

2022 Population Estimate 8400

(Adopted Budget FY 2024-25)

Small numbers cause large percentage increases and decreases.

Crime Snapshot						
Selected Group A Offenses	January 24	January 25	% Chg	2024 YTD	2025 YTD	% Chg
Person Crime	4	5	● 5.00%	4	5	● 25.00%
Assault	4	4	● 0.00%	4	4	● 0.00%
Sex Offenses	0	1	#DIV/0!	0	1	#DIV/0!
Property Crime	35	19	● -45.71%	35	19	● -45.71%
Burglary	3	2	● -33.33%	3	2	● -33.33%
Fraud	2	2	● 0.00%	2	2	● 0.00%
Theft from MV	9	1	● -88.89%	9	1	● -88.89%
UUMV	1	0	● -100.00%	1	0	● -100.00%
Theft	13	11	● -15.38%	13	11	● -15.38%
Vandalism	7	3	● -57.14%	7	3	● -57.14%
Selected Group B Offenses	January 24	January 25	% Chg	2024 YTD	2025 YTD	% Chg
Societal Crimes	14	6		14	6	● -57.14%
DUII	2	0	● -100.00%	2	0	● -100.00%
Trespass	1	2	● 100.00%	1	2	● 100.00%
Disorderly Conduct	0	1	#DIV/0!	0	1	#DIV/0!
Other Offenses	11	3	● -72.73%	11	3	● -72.73%
Calls for Service	January 24	January 25	% Chg	2024 YTD	2025 YTD	% Chg
Dispatched Calls	413	445	● 7.75%	413	445	● 7.75%
Self Initiated Calls	269	399	● 48.33%	269	399	● 48.33%
Community Concerns						
Community Concerns						
Ordinances						
Community Outreach and Events			Upcoming Events			

* Person Crime - Assault, Homicide, Robbery, Kidnap, Forcible/Non-Forcible Sex Offense

* Property Crimes - Arson, Bribery, Res Burglary, Bus Burglary, Oth Burglary, Forgery, Vandalism, Embezzle, Fraud, Theft, UUMV, Bad Check

* Societal Crimes - Drug Offense, Prostitution, Weapons, Curfew, DisCon, DUII, Family Offense, Liquor Laws, Peeping Tom, Trespass

* The data is National Incident Based Reporting System (NIBRS) compliant and not Uniform Crime Report (UCR) compliant and cannot be compared to any report using that standard.



Stayton PD Strategic Dashboard

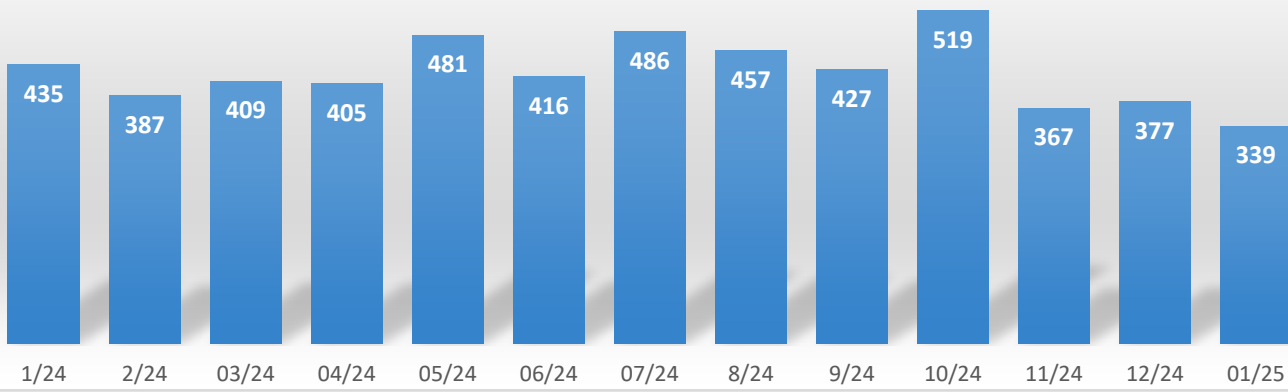
For January 2025

2022 Population Estimate 8400

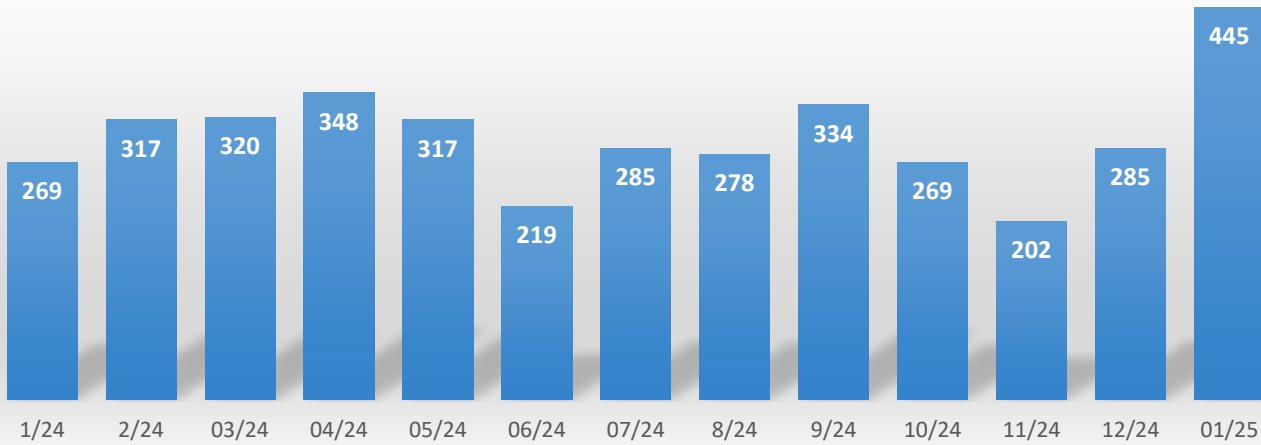
(Adopted Budget FY 2024-25)

Calls For Service - By Month

Dispatched Calls



Self Initiated Calls



Self Initiated = Area Checks, Foot Patrol, Follow Ups, FIR's, Traffic Stops



Stayton PD Strategic Dashboard

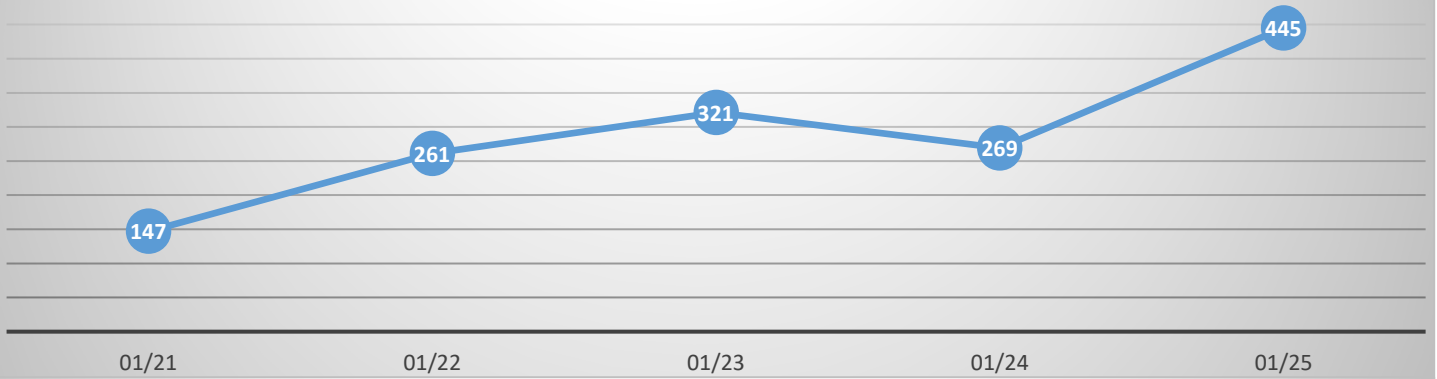
For January 2025

2022 Population Estimate 8400

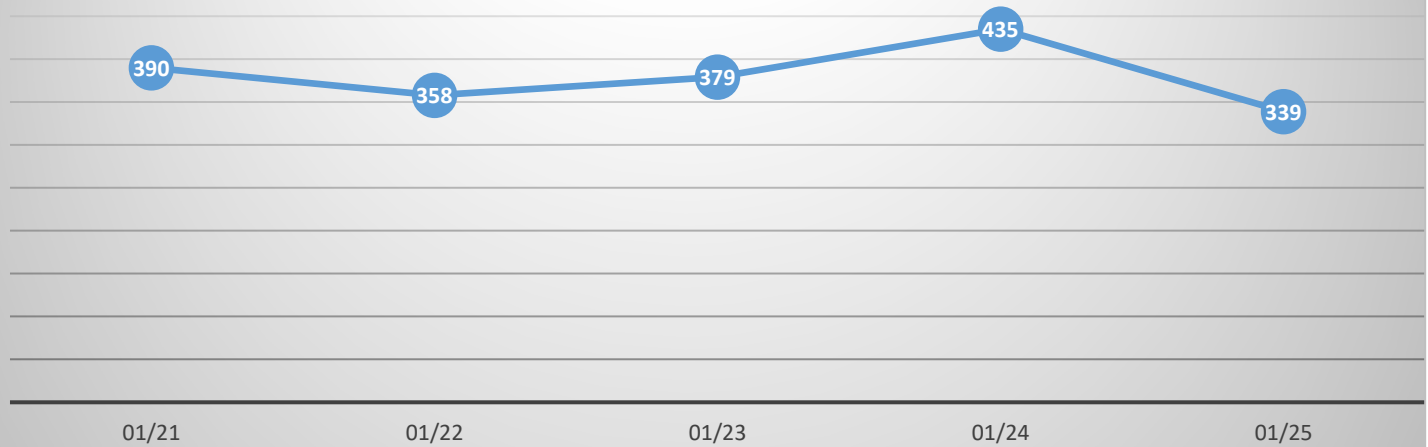
(Adopted Budget FY 2024-25)

Calls For Service - Year to Year Comparison

Self Initiated Calls



Dispatched Calls



MONTHLY TRAFFIC STATS

January 2025

Traffic Stops	250	Traffic Crime Arrests	1	
		811.507	0	Using Cell Phone x 3
Traffic Cites Issued	83	811.140	0	Reckless Driving
Cited Violations	116	807.570	0	Fail to Carry & Present
		811.700	0	Fail to Perform Duties
Warnings Issued	167	813.010	1	DUII
Warning Violations	227	811.182	0	DWS Misdemeanor

CONSOLIDATED MONTHLY NIBRS REPORT

1/1/2025 - 1/31/2025

	CRIMES				CRIMES CLEARED			PERCENT CLEARED			PERSONS ARRESTED				
					BY ARREST & EXCEPTION										
	1/1/25 to 1/31/25	1/1/25 to 1/31/25	1/1/24 to 1/31/24	% Change Yr to Yr	1/1/25 to 1/31/25	1/1/25 to 1/31/25	1/1/24 to 1/31/24	1/1/25 to 1/31/25	1/1/25 to 1/31/25	1/1/24 to 1/31/24	1/1/25 to 1/31/25			1/1/25 to 1/31/25	1/1/24 to 1/31/24
											Juv	Adult	Total		
Person Crimes															
09D	0	0	0	NA	0	0	0	NA	NA	NA	0	0	0	0	0
13D	0	0	0	NA	0	0	0	NA	NA	NA	0	0	0	0	0
Aggravated Assaults	0	0	1	NA	0	0	0	NA	NA	NA	0	0	0	0	1
Homicide Offenses	0	0	0	NA	0	0	0	NA	NA	NA	0	0	0	0	0
<i>Murder & Nonnegligent Manslaughter</i>	0	0	0	NA	0	0	0	NA	NA	NA	0	0	0	0	0
<i>Negligent Manslaughter</i>	0	0	0	NA	0	0	0	NA	NA	NA	0	0	0	0	0
Human Trafficking	0	0	0	NA	0	0	0	NA	NA	NA	0	0	0	0	0
Kidnapping/Abduction	0	0	0	NA	0	0	0	NA	NA	NA	0	0	0	0	0
Other Assaults	4	4	3	25.0%	3	3	2	75.0%	75.0%	66.7%	1	1	2	2	3
Rape	0	0	0	NA	0	0	0	NA	NA	NA	0	0	0	0	0
Sex Offenses	1	1	0	100.0%	0	0	0	NA	NA	NA	0	0	0	0	0
SUB-TOTALS	5	5	4	20.0%	3	3	2	60.0%	60.0%	50.0%	1	1	2	2	4
Property Crimes															
Arson	0	0	0	NA	0	0	0	NA	NA	NA	0	0	0	0	0
Bad Checks	0	0	0	NA	0	0	0	NA	NA	NA	0	0	0	0	0
Bribery	0	0	0	NA	0	0	0	NA	NA	NA	0	0	0	0	0
Burglary/Breaking & Entering	2	2	3	-50.0%	1	1	0	50.0%	50.0%	NA	0	0	0	0	0
Counterfeiting/Forgery	1	1	0	100.0%	1	1	0	100.0%	100.0%	NA	0	1	1	1	0
Embezzlement	0	0	0	NA	0	0	0	NA	NA	NA	0	0	0	0	0
Extortion/Blackmail	0	0	0	NA	0	0	0	NA	NA	NA	0	0	0	0	0
Fraud Offenses	4	4	2	50.0%	2	2	0	50.0%	50.0%	NA	0	2	2	2	1
Larceny/Theft Offenses	12	12	23	-91.7%	4	4	5	33.3%	33.3%	21.7%	0	3	3	3	6
<i>Pocket-picking</i>	0	0	0	NA	0	0	0	NA	NA	NA	0	0	0	0	0
<i>Purse-snatching</i>	1	1	0	100.0%	0	0	0	NA	NA	NA	0	0	0	0	0
<i>Shoplifting</i>	5	5	7	-40.0%	3	3	4	60.0%	60.0%	57.1%	0	3	3	3	4
<i>Theft From Building</i>	1	1	0	100.0%	0	0	0	NA	NA	NA	0	0	0	0	0

Theft From Coin-Operated Machine or Device	0	0	0	NA	0	0	0	NA	NA	NA	0	0	0	0	0
Theft From Motor Vehicle	1	1	9	-800.0%	0	0	0	NA	NA	NA	0	0	0	0	0
Theft of Motor Vehicle Parts or Accessories	0	0	0	NA	0	0	0	NA	NA	NA	0	0	0	0	0
All Other Larceny	4	4	7	-75.0%	1	1	1	25.0%	25.0%	14.3%	0	0	0	0	2
Motor Vehicle Theft	0	0	2	NA	0	0	0	NA	NA	NA	0	0	0	0	0
Robbery	0	0	0	NA	0	0	0	NA	NA	NA	0	0	0	0	0
Stolen Property Offenses	0	0	0	NA	0	0	0	NA	NA	NA	0	0	0	0	0
TMB	0	0	0	NA	0	0	0	NA	NA	NA	0	0	0	0	0
Vandalism	3	3	7	-133.3%	0	0	2	NA	NA	28.6%	0	0	0	0	0
SUB-TOTALS	22	22	37	-68.2%	8	8	7	36.4%	36.4%	18.9%	0	6	6	6	7
Society Crimes															
All Other Offenses	4	4	11	-175.0%	1	1	2	25.0%	25.0%	18.2%	0	2	2	2	2
Animal Cruelty Offenses	0	0	0	NA	0	0	0	NA	NA	NA	0	0	0	0	0
Curfew/Loitering/Vagrancy	0	0	0	NA	0	0	0	NA	NA	NA	0	0	0	0	0
Disorderly Conduct	2	2	0	100.0%	2	2	0	100.0%	100.0%	NA	0	1	1	1	1
Driving Under the Influence	1	1	2	-100.0%	1	1	2	100.0%	100.0%	100.0%	0	1	1	1	2
Drug/Narcotic Offenses	0	0	1	NA	0	0	1	NA	NA	100.0%	0	0	0	0	0
Drunkenness	0	0	0	NA	0	0	0	NA	NA	NA	0	0	0	0	0
Family Offenses, Nonviolent	0	0	0	NA	0	0	0	NA	NA	NA	0	0	0	0	0
Gambling Offenses	0	0	0	NA	0	0	0	NA	NA	NA	0	0	0	0	0
Intimidation	0	0	0	NA	0	0	0	NA	NA	NA	0	0	0	0	0
Liquor Law Violations	1	1	0	100.0%	1	1	0	100.0%	100.0%	NA	1	0	1	1	0
Peeping Tom	0	0	0	NA	0	0	0	NA	NA	NA	0	0	0	0	0
Pornography/Obscene Material	0	0	0	NA	0	0	0	NA	NA	NA	0	0	0	0	0
Prostitution Offenses	0	0	0	NA	0	0	0	NA	NA	NA	0	0	0	0	0
Stalking	0	0	0	NA	0	0	0	NA	NA	NA	0	0	0	0	0
Trespass of Real Property	2	2	1	50.0%	1	1	1	50.0%	50.0%	100.0%	0	2	2	2	1
Weapon Law Violations	0	0	1	NA	0	0	1	NA	NA	100.0%	0	0	0	0	1
SUB-TOTALS	10	10	16	-60.0%	6	6	7	60.0%	60.0%	43.8%	1	6	7	7	7
Non-Reportable															
000	0	0	0	NA	0	0	0	NA	NA	NA	0	0	0	0	0
DUI-Alcohol	0	0	0	NA	0	0	0	NA	NA	NA	0	0	0	0	0
DUI-Alcohol and Drugs	0	0	0	NA	0	0	0	NA	NA	NA	0	0	0	0	0
DUI-Drugs	0	0	0	NA	0	0	0	NA	NA	NA	0	0	0	0	0
DUI-Unspecified	0	0	0	NA	0	0	0	NA	NA	NA	0	0	0	0	0

Justifiable Homicide	0	0	0	NA	0	0	0	NA	NA	NA	0	0	0	0	0
<i>Justifiable Homicide</i>	0	0	0	NA	0	0	0	NA	NA	NA	0	0	0	0	0
Non-Reportable	0	0	0	NA	0	0	0	NA	NA	NA	0	0	0	0	0
SUB-TOTALS	0	0	0	NA	0	0	0	NA	NA	NA	0	0	0	0	0
GRAND TOTALS	37	37	57	-54.1%	17	17	16	45.9%	60.0%	28.1%	2	13	15	15	18