



Stayton PD Strategic Dashboard

For December 2024

2022 Population Estimate 8400

(Adopted Budget FY 2024-25)

Small numbers cause large percentage increases and decreases.

Crime Snapshot						
Selected Group A Offenses	December 23	December 24	% Chg	2023 YTD	2024 YTD	% Chg
Person Crime	4	6	● 50.00%	80	85	● 6.25%
Assault	3	5	● 66.67%	69	74	● 7.25%
Sex Offenses	1	1	● 0.00%	11	11	● 0.00%
Property Crime	19	11	● -42.11%	303	300	● -0.99%
Burglary	3	0	● -100.00%	21	26	● 23.81%
Fraud	4	0	● -100.00%	45	51	● 13.33%
Theft from MV	5	1	● -80.00%	44	45	● 2.27%
UUMV	0	1	#DIV/0!	18	11	● -38.89%
Theft	4	9	● 125.00%	115	108	● -6.09%
Vandalism	3	0	● -100.00%	60	59	● -1.67%
Selected Group B Offenses	December 23	December 24	% Chg	2023 YTD	2024 YTD	% Chg
Societal Crimes	11	15		180	175	● -2.78%
DUII	5	4	● -20.00%	49	47	● -4.08%
Trespass	3	1	● -66.67%	28	28	● 0.00%
Disorderly Conduct	1	0	● -100.00%	31	29	● -6.45%
Other Offenses	2	10	● 400.00%	72	71	● -1.39%
Calls for Service	December 23	December 24	% Chg	2023 YTD	2024 YTD	% Chg
Dispatched Calls	348	377	● 8.33%	5103	5186	● 1.63%
Self Initiated Calls	269	285	● 5.95%	3612	3473	● -3.85%
Community Concerns						
Community Concerns						
Ordinances						
Community Outreach and Events			Upcoming Events			

* Person Crime - Assault, Homicide, Robbery, Kidnap, Forcible/Non-Forcible Sex Offense

* Property Crimes - Arson, Bribery, Res Burglary, Bus Burglary, Oth Burglary, Forgery, Vandalism, Embezzle, Fraud, Theft, UUMV, Bad Check

* Societal Crimes - Drug Offense, Prostitution, Weapons, Curfew, DisCon, DUII, Family Offense, Liquor Laws, Peeping Tom, Trespass

* The data is National Incident Based Reporting System (NIBRS) compliant and not Uniform Crime Report (UCR) compliant and cannot be compared to any report using that standard.



Stayton PD Strategic Dashboard

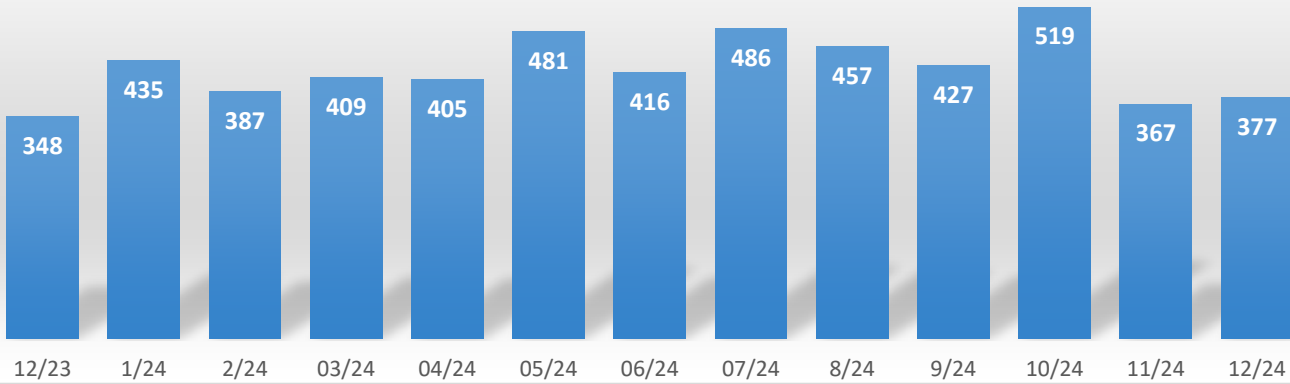
For December 2024

2022 Population Estimate 8400

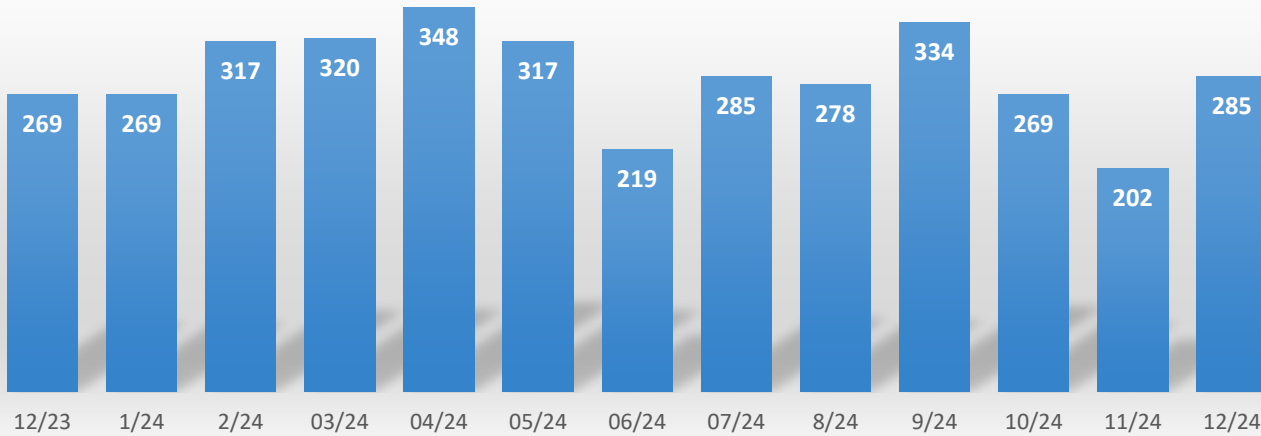
(Adopted Budget FY 2024-25)

Calls For Service - By Month

Dispatched Calls



Self Initiated Calls



Self Initiated = Area Checks, Foot Patrol, Follow Ups, FIR's, Traffic Stops



Stayton PD Strategic Dashboard

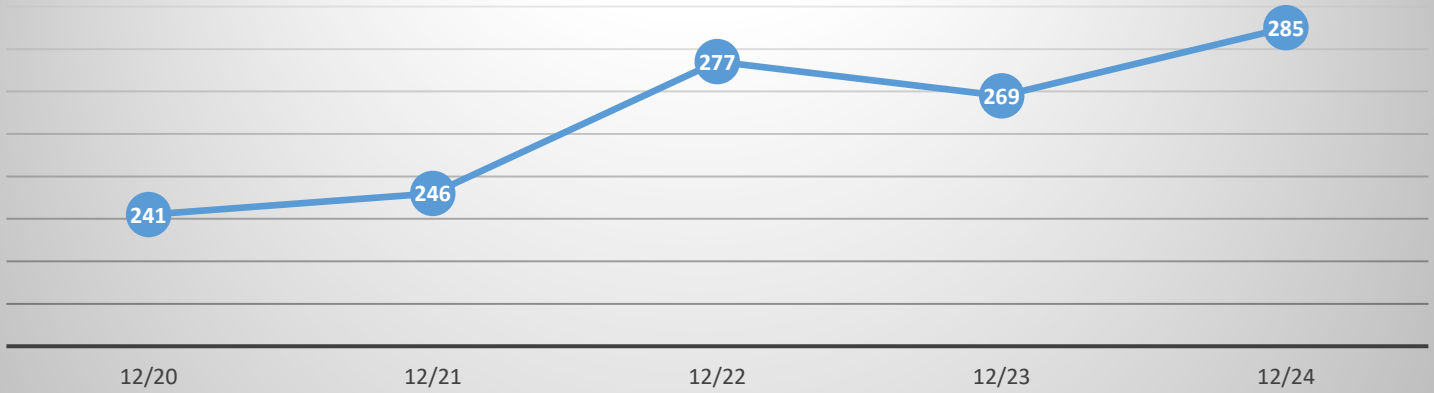
For December 2024

2022 Population Estimate 8400

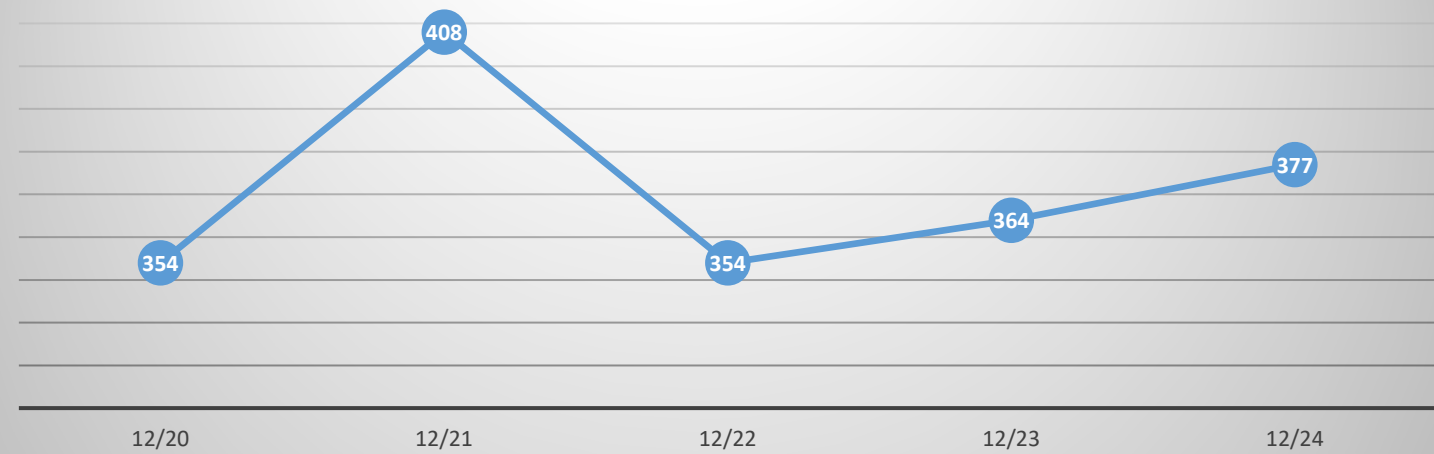
(Adopted Budget FY 2024-25)

Calls For Service - Year to Year Comparison

Self Initiated Calls



Dispatched Calls



MONTHLY TRAFFIC STATS
December 2024

Traffic Stops	125	Traffic Crimes		
		811.507	0	Using Cell Phone x 3
Traffic Cites Issued	45	811.140	1	Reckless Driving
Cited Violations	50	807.570	1	Fail to Carry & Present
		811.700	1	Fail to Perform Duties
Warnings Issued	80	813.010	4	DUII
Warning Violations	118	811.182	1	DWS Misdemeanor
Traffic Crime Arrests	5			

CONSOLIDATED MONTHLY NIBRS REPORT

12/1/2024 - 12/31/2024

	CRIMES				CRIMES CLEARED			PERCENT CLEARED			PERSONS ARRESTED				
	12/1/24 to 12/31/24	1/1/24 to 12/31/24	1/1/23 to 12/31/23	% Change Yr to Yr	BY ARREST & EXCEPTION			12/1/24 to 12/31/24	1/1/24 to 12/31/24	1/1/23 to 12/31/23	12/1/24 to 12/31/24			1/1/24 to 12/31/24	1/1/23 to 12/31/23
					Juv	Adult	Total								
Person Crimes															
09D	0	0	0	NA	0	0	0	NA	NA	NA	0	0	0	0	0
13D	0	0	0	NA	0	0	0	NA	NA	NA	0	0	0	0	0
Aggravated Assaults	0	30	17	43.3%	0	25	15	NA	83.3%	88.2%	0	0	0	17	12
Homicide Offenses	0	1	0	100.0%	0	1	0	NA	100.0%	NA	0	0	0	1	0
<i>Murder & Nonnegligent Manslaughter</i>	0	1	0	100.0%	0	1	0	NA	100.0%	NA	0	0	0	1	0
<i>Negligent Manslaughter</i>	0	0	0	NA	0	0	0	NA	NA	NA	0	0	0	0	0
Human Trafficking	0	0	0	NA	0	0	0	NA	NA	NA	0	0	0	0	0
Kidnapping/Abduction	0	0	2	NA	0	0	1	NA	NA	50.0%	0	0	0	0	1
Other Assaults	6	53	53	0.0%	5	39	37	83.3%	73.6%	69.8%	0	2	2	35	33
Rape	0	1	2	-100.0%	0	0	0	NA	NA	NA	0	0	0	0	0
Sex Offenses	1	8	8	0.0%	0	2	2	NA	25.0%	25.0%	0	0	0	1	1
SUB-TOTALS	7	93	82	11.8%	5	67	55	71.4%	72.0%	67.1%	0	2	2	54	47
Property Crimes															
Arson	0	1	1	0.0%	0	1	1	NA	100.0%	100.0%	0	0	0	1	1
Bad Checks	0	0	0	NA	0	0	0	NA	NA	NA	0	0	0	0	0
Bribery	0	0	0	NA	0	0	0	NA	NA	NA	0	0	0	0	0
Burglary/Breaking & Entering	0	22	21	4.5%	0	7	1	NA	31.8%	4.8%	0	0	0	6	1
Counterfeiting/Forgery	0	9	12	-33.3%	0	4	3	NA	44.4%	25.0%	0	0	0	4	3
Embezzlement	0	0	0	NA	0	0	0	NA	NA	NA	0	0	0	0	0
Extortion/Blackmail	0	5	1	80.0%	0	0	0	NA	NA	NA	0	0	0	0	0
Fraud Offenses	0	55	56	-1.8%	0	6	12	NA	10.9%	21.4%	0	0	0	9	9
Larceny/Theft Offenses	10	164	162	1.2%	2	36	27	20.0%	22.0%	16.7%	0	6	6	35	20
<i>Pocket-picking</i>	0	0	0	NA	0	0	0	NA	NA	NA	0	0	0	0	0
<i>Purse-snatching</i>	0	0	0	NA	0	0	0	NA	NA	NA	0	0	0	0	0
<i>Shoplifting</i>	7	41	22	46.3%	2	18	10	28.6%	43.9%	45.5%	0	5	5	22	9
<i>Theft From Building</i>	0	10	22	-120.0%	0	2	1	NA	20.0%	4.5%	0	0	0	1	1

Theft From Coin-Operated Machine or Device	0	2	0	100.0%	0	2	0	NA	100.0%	NA	0	1	1	1	0
Theft From Motor Vehicle	1	42	44	-4.8%	0	2	3	NA	4.8%	6.8%	0	0	0	1	0
Theft of Motor Vehicle Parts or Accessories	0	2	0	100.0%	0	0	0	NA	NA	NA	0	0	0	0	0
All Other Larceny	2	67	74	-10.4%	0	12	13	NA	17.9%	17.6%	0	0	0	10	10
Motor Vehicle Theft	0	9	18	-100.0%	0	1	3	NA	11.1%	16.7%	0	0	0	1	4
Robbery	1	1	4	-300.0%	0	0	4	NA	NA	100.0%	0	0	0	0	4
Stolen Property Offenses	0	6	2	66.7%	0	6	2	NA	100.0%	100.0%	0	0	0	7	2
TMB	0	0	0	NA	0	0	0	NA	NA	NA	0	0	0	0	0
Vandalism	0	61	67	-9.8%	0	14	16	NA	23.0%	23.9%	0	0	0	12	15
SUB-TOTALS	11	333	344	-3.3%	2	75	69	18.2%	22.5%	20.1%	0	6	6	75	59

Society Crimes

All Other Offenses	8	68	78	-14.7%	5	27	27	62.5%	39.7%	34.6%	0	5	5	26	21
Animal Cruelty Offenses	0	2	3	-50.0%	0	2	1	NA	100.0%	33.3%	0	0	0	1	1
Curfew/Loitering/Vagrancy	0	1	0	100.0%	0	1	0	NA	100.0%	NA	0	0	0	1	0
Disorderly Conduct	0	34	34	0.0%	0	29	21	NA	85.3%	61.8%	0	1	1	25	16
Driving Under the Influence	4	47	49	-4.3%	4	47	49	100.0%	100.0%	100.0%	0	4	4	47	49
Drug/Narcotic Offenses	1	8	7	12.5%	0	7	7	NA	87.5%	100.0%	0	0	0	6	7
Drunkenness	0	0	0	NA	0	0	0	NA	NA	NA	0	0	0	0	0
Family Offenses, Nonviolent	0	1	5	-400.0%	0	1	1	NA	100.0%	20.0%	0	0	0	2	0
Gambling Offenses	0	0	0	NA	0	0	0	NA	NA	NA	0	0	0	0	0
Intimidation	0	0	0	NA	0	0	0	NA	NA	NA	0	0	0	0	0
Liquor Law Violations	0	2	2	0.0%	0	2	1	NA	100.0%	50.0%	0	0	0	1	1
Peeping Tom	0	0	0	NA	0	0	0	NA	NA	NA	0	0	0	0	0
Pornography/Obscene Material	0	2	2	0.0%	0	0	0	NA	NA	NA	0	0	0	0	0
Prostitution Offenses	0	3	1	66.7%	0	0	0	NA	NA	NA	0	0	0	0	0
Stalking	0	0	0	NA	0	0	0	NA	NA	NA	0	0	0	0	0
Trespass of Real Property	1	33	28	15.2%	1	26	20	100.0%	78.8%	71.4%	0	2	2	32	19
Weapon Law Violations	1	6	8	-33.3%	1	6	7	100.0%	100.0%	87.5%	0	1	1	6	7
SUB-TOTALS	15	207	217	-4.8%	11	148	134	73.3%	71.5%	61.8%	0	13	13	147	121

Non-Reportable

000	0	0	0	NA	0	0	0	NA	NA	NA	0	0	0	0	0
DUI-Alcohol	0	0	0	NA	0	0	0	NA	NA	NA	0	0	0	0	0
DUI-Alcohol and Drugs	0	0	0	NA	0	0	0	NA	NA	NA	0	0	0	0	0
DUI-Drugs	0	0	0	NA	0	0	0	NA	NA	NA	0	0	0	0	0
DUI-Unspecified	0	0	0	NA	0	0	0	NA	NA	NA	0	0	0	0	0

Justifiable Homicide	0	0	0	NA	0	0	0	NA	NA	NA	0	0	0	0	0
<i>Justifiable Homicide</i>	0	0	0	NA	0	0	0	NA	NA	NA	0	0	0	0	0
Non-Reportable	0	0	0	NA	0	0	0	NA	NA	NA	0	0	0	0	0
SUB-TOTALS	0	0	0	NA	0	0	0	NA	NA	NA	0	0	0	0	0
GRAND TOTALS	33	633	643	-1.6%	18	290	258	54.5%	72.0%	40.1%	0	21	21	276	227