



Stayton PD Strategic Dashboard

For April 2026

2022 Population Estimate 8400

(Adopted Budget FY 2025-26)

Small numbers cause large percentage increases and decreases.

| Crime Snapshot | | | | | | |
|--------------------------------------|-----------------|-----------------|------------------------|-----------------|-----------------|--------------|
| Selected Group A Offenses | April 25 | April 26 | % Chg | 2025 YTD | 2026 YTD | % Chg |
| Person Crime | 6 | 5 | ● 5.00% | 20 | 15 | ● -25.00% |
| Assault | 4 | 5 | ● 25.00% | 15 | 10 | ● -33.33% |
| Sex Offenses | 2 | 0 | ● -100.00% | 5 | 1 | ● -80.00% |
| Property Crime | 10 | 10 | ● 0.00% | 63 | 49 | ● -22.22% |
| Burglary | 0 | 2 | #DIV/0! | 3 | 5 | ● 66.67% |
| Fraud | 3 | 1 | ● -66.67% | 12 | 4 | ● -66.67% |
| Theft from MV | 0 | 0 | #DIV/0! | 7 | 1 | ● -85.71% |
| UUMV | 0 | 0 | #DIV/0! | 0 | 1 | #DIV/0! |
| Theft | 5 | 5 | ● 0.00% | 26 | 25 | ● -3.85% |
| Vandalism | 2 | 2 | ● 0.00% | 15 | 13 | ● -13.33% |
| Selected Group B Offenses | April 25 | April 26 | % Chg | 2025 YTD | 2026 YTD | % Chg |
| Societal Crimes | 9 | 6 | | 36 | 29 | ● -19.44% |
| DUII | 2 | 2 | ● 0.00% | 8 | 7 | ● -12.50% |
| Trespass | 1 | 1 | ● 0.00% | 6 | 6 | ● 0.00% |
| Disorderly Conduct | 1 | 2 | ● 100.00% | 6 | 11 | ● 83.33% |
| Other Offenses | 5 | 1 | ● -80.00% | 16 | 5 | ● -68.75% |
| Calls for Service | April 25 | April 26 | % Chg | 2025 YTD | 2026 YTD | % Chg |
| Dispatched Calls | 408 | 328 | ● -19.61% | 1529 | 1264 | ● -17.33% |
| Self Initiated Calls | 294 | 220 | ● -25.17% | 1318 | 924 | ● -29.89% |
| Community Concerns | | | | | | |
| Community Concerns | | | | | | |
| Parking Violations | | | | | | |
| Community Outreach and Events | | | Upcoming Events | | | |
| | | | Fourth of July | | | |

* Person Crime - Assault, Homicide, Robbery, Kidnap, Forcible/Non-Forcible Sex Offense

* Property Crimes - Arson, Bribery, Res Burglary, Bus Burglary, Oth Burglary, Forgery, Vandalism, Embezzle, Fraud, Theft, UUMV, Bad Check

* Societal Crimes - Drug Offense, Prostitution, Weapons, Curfew, DisCon, DUII, Family Offense, Liquor Laws, Peeping Tom, Trespass

* The data is National Incident Based Reporting System (NIBRS) compliant and not Uniform Crime Report (UCR) compliant and cannot be compared to any report using that standard.



Stayton PD Strategic Dashboard

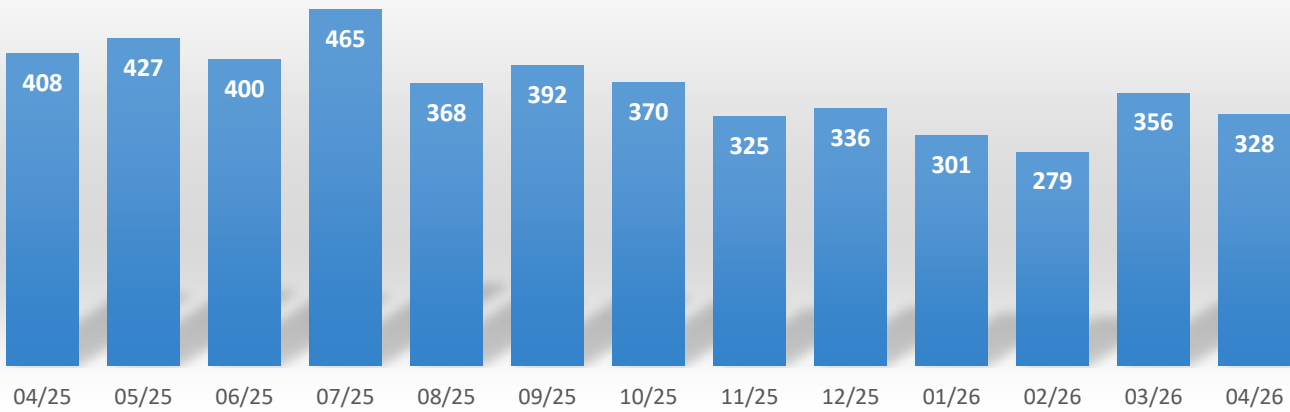
For April 2026

2022 Population Estimate 8400

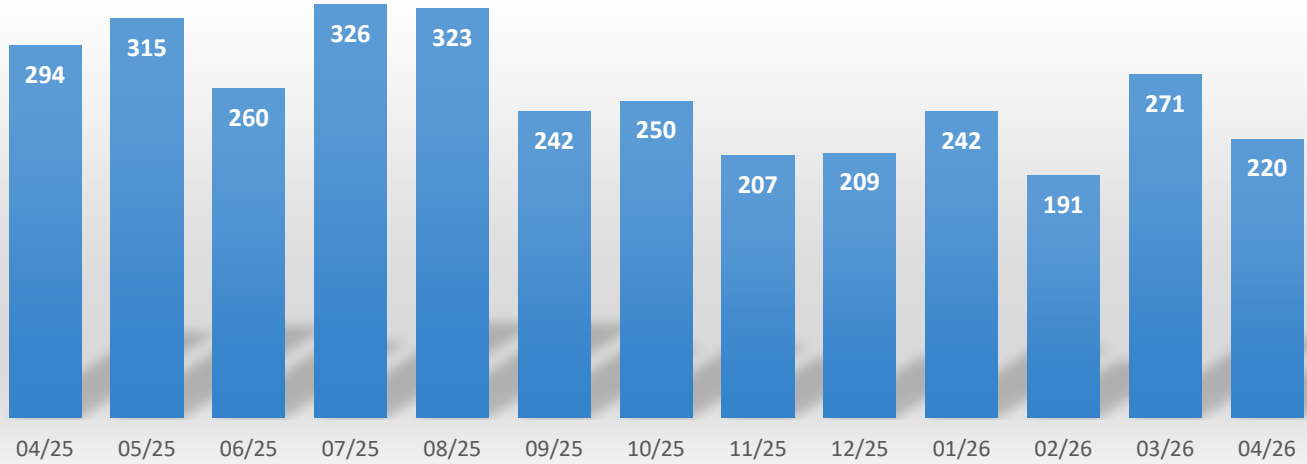
(Adopted Budget FY 2025-26)

Calls For Service - By Month

Dispatched Calls



Self Initiated Calls



Self Initiated = Area Checks, Foot Patrol, Follow Ups, FIR's, Traffic Stops



Stayton PD Strategic Dashboard

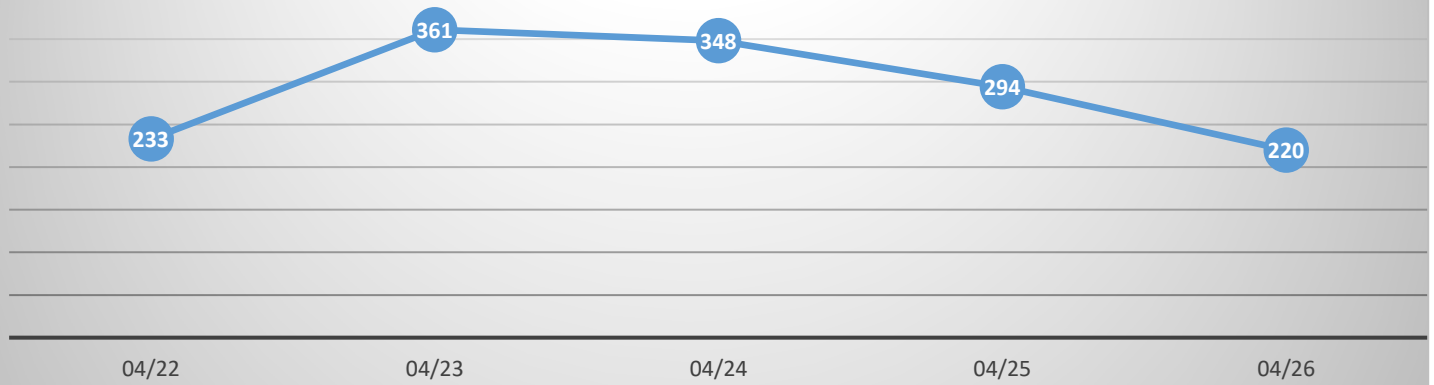
For April 2026

2022 Population Estimate 8400

(Adopted Budget FY 2025-26)

Calls For Service - Year to Year Comparison

Self Initiated Calls



Dispatched Calls

