



Stayton PD Strategic Dashboard

For April 2024

2022 Population Estimate 8400

(Adopted Budget FY 2023-24)

Small numbers cause large percentage increases and decreases.

Crime Snapshot						
Selected Group A Offenses	April 23	April 24	% Chg	2023 YTD	2024 YTD	% Chg
Person Crime	7	4	● -42.86%	27	23	● -14.81%
Assault	5	4	● -20.00%	24	21	● -12.50%
Sex Offenses	2	0	● -100.00%	3	2	● -33.33%
Property Crime	24	27	● 12.50%	102	123	● 20.59%
Burglary	3	0	● -100.00%	9	8	● -11.11%
Fraud	4	1	● -75.00%	15	13	● -13.33%
Theft from MV	1	2	● 100.00%	11	19	● 72.73%
UUMV	2	1	● -50.00%	6	6	● 0.00%
Theft	7	15	● 114.29%	32	49	● 53.13%
Vandalism	7	8	● 14.29%	29	28	● -3.45%
Selected Group B Offenses	April 23	April 24	% Chg	2023 YTD	2024 YTD	% Chg
Societal Crimes	10	7	● -30.00%	72	46	● -36.11%
DUII	3	4	● 33.33%	18	14	● -22.22%
Trespass	1	0	● -100.00%	7	6	● -14.29%
Disorderly Conduct	2	0	● -100.00%	13	3	● -76.92%
Other Offenses	4	3	● -25.00%	34	23	● -32.35%
Calls for Service	April 23	April 24	% Chg	2023 YTD	2024 YTD	% Chg
Dispatched Calls	426	405	● -4.93%	1569	1636	● 4.27%
Self Initiated Calls	361	348	● -3.60%	1287	1284	● -0.23%
Community Concerns						
Community Concerns						
Ordinances						
Community Outreach and Events			Upcoming Events			
April - Child Abuse Prevention Month						

* Person Crime - Assault, Homicide, Robbery, Kidnap, Forcible/Non-Forcible Sex Offense

* Property Crimes - Arson, Bribery, Res Burglary, Bus Burglary, Oth Burglary, Forgery, Vandalism, Embezzle, Fraud, Theft, UUMV, Bad Check

* Societal Crimes - Drug Offense, Prostitution, Weapons, Curfew, DisCon, DUII, Family Offense, Liquor Laws, Peeping Tom, Trespass

* The data is National Incident Based Reporting System (NIBRS) compliant and not Uniform Crime Report (UCR) compliant

and cannot be compared to any report using that standard.



Stayton PD Strategic Dashboard

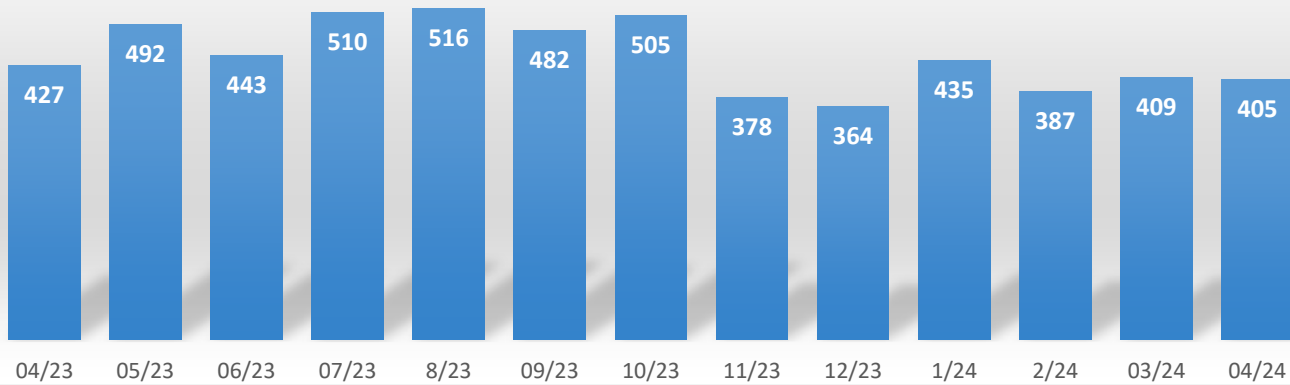
For April 2024

2022 Population Estimate 8400

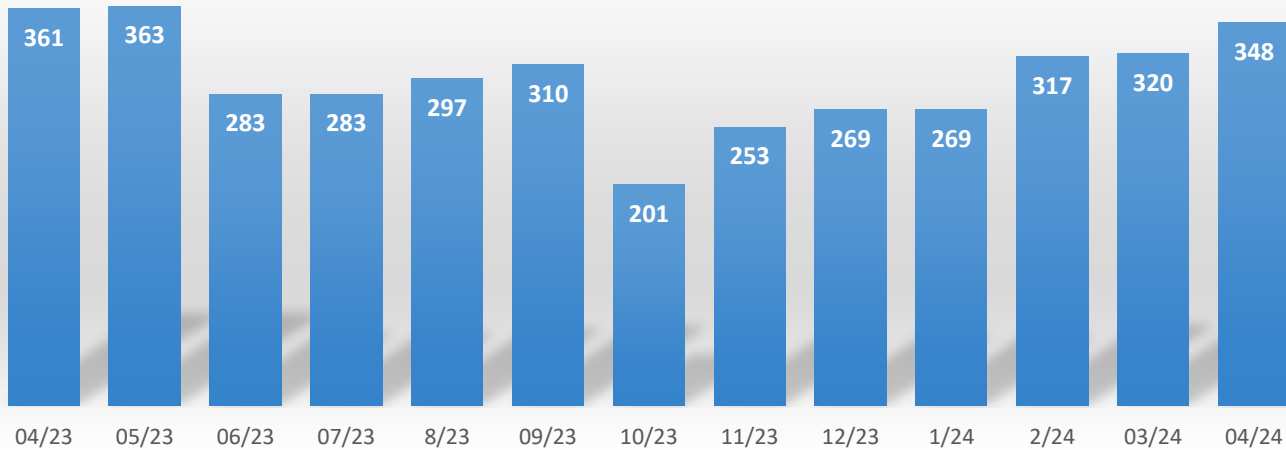
(Adopted Budget FY 2023-24)

Calls For Service - By Month

Dispatched Calls



Self Initiated Calls



Self Initiated = Area Checks, Foot Patrol, Follow Ups, FIR's, Traffic Stops



Stayton PD Strategic Dashboard

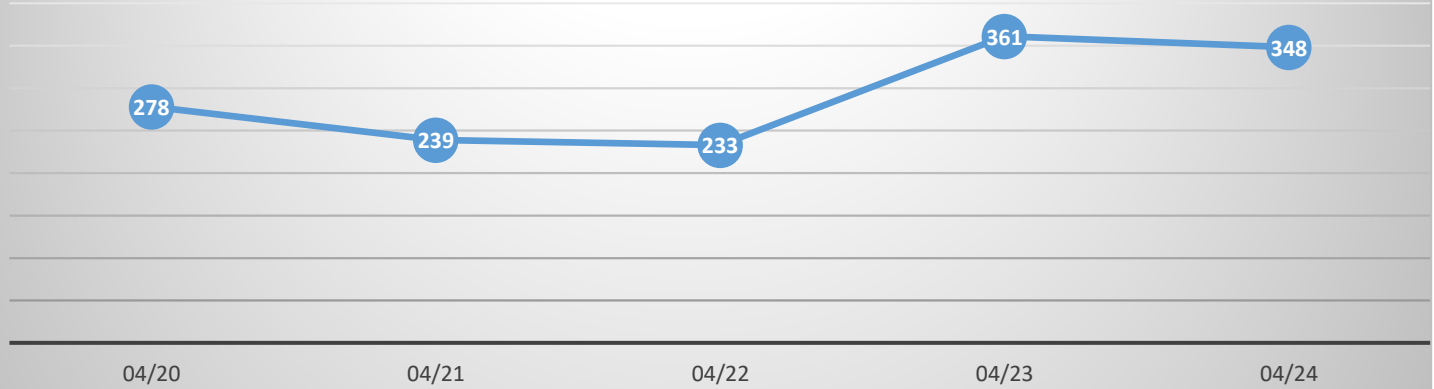
For April 2024

2022 Population Estimate 8400

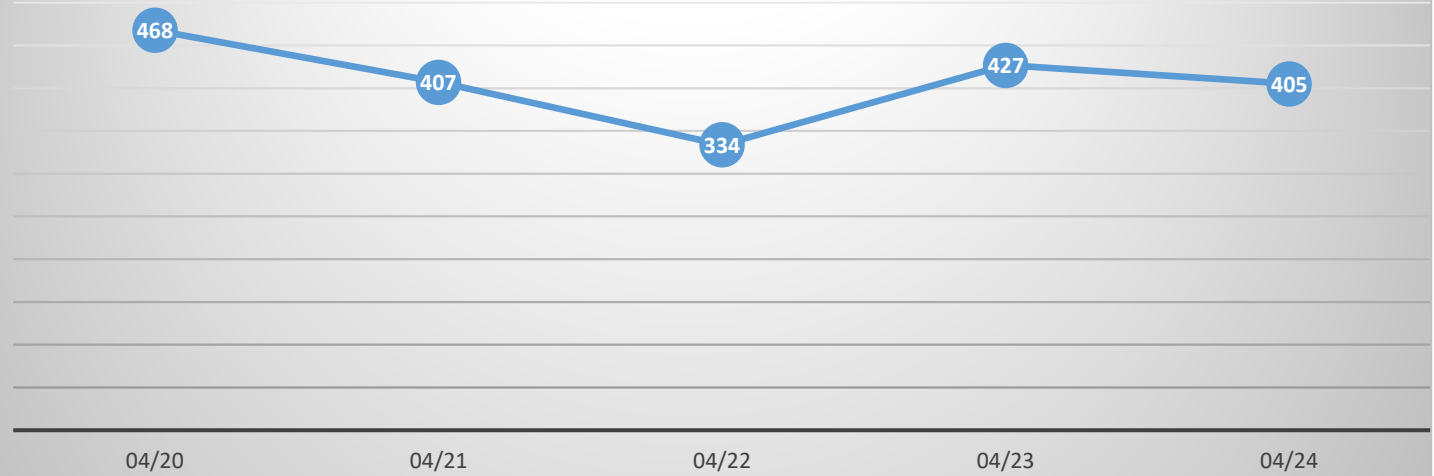
(Adopted Budget FY 2023-24)

Calls For Service - Year to Year Comparison

Self Initiated Calls



Dispatched Calls



CONSOLIDATED MONTHLY NIBRS REPORT

4/1/2024 - 4/30/2024

	CRIMES				CRIMES CLEARED			PERCENT CLEARED			PERSONS ARRESTED				
					BY ARREST & EXCEPTION										
	4/1/24 to 4/30/24	1/1/24 to 4/30/24	1/1/23 to 4/30/23	% Change Yr to Yr	4/1/24 to 4/30/24	1/1/24 to 4/30/24	1/1/23 to 4/30/23	4/1/24 to 4/30/24	1/1/24 to 4/30/24	1/1/23 to 4/30/23	4/1/24 to 4/30/24			1/1/24 to 4/30/24	1/1/23 to 4/30/23
											Juv	Adult	Total		
Person Crimes															
Aggravated Assaults	0	7	8	-14.3%	0	4	7	NA	57.1%	87.5%	0	0	0	5	5
Homicide Offenses	0	0	0	NA	0	0	0	NA	NA	NA	0	0	0	0	0
<i>Murder & Nonnegligent Manslaughter</i>	0	0	0	NA	0	0	0	NA	NA	NA	0	0	0	0	0
<i>Negligent Manslaughter</i>	0	0	0	NA	0	0	0	NA	NA	NA	0	0	0	0	0
Human Trafficking	0	0	0	NA	0	0	0	NA	NA	NA	0	0	0	0	0
Kidnapping/Abduction	0	0	1	NA	0	0	1	NA	NA	100.0%	0	0	0	0	1
Other Assaults	4	14	18	-28.6%	2	8	13	50.0%	57.1%	72.2%	0	3	3	9	12
Rape	0	1	0	100.0%	0	0	0	NA	NA	NA	0	0	0	0	0
Sex Offenses	0	1	3	-200.0%	0	0	1	NA	NA	33.3%	0	0	0	0	0
SUB-TOTALS	4	23	30	-30.4%	2	12	22	50.0%	52.2%	73.3%	0	3	3	14	18
Property Crimes															
Arson	0	0	1	NA	0	0	1	NA	NA	100.0%	0	0	0	0	1
Bad Checks	0	0	0	NA	0	0	0	NA	NA	NA	0	0	0	0	0
Bribery	0	0	0	NA	0	0	0	NA	NA	NA	0	0	0	0	0
Burglary/Breaking & Entering	0	8	9	-12.5%	0	2	1	NA	25.0%	11.1%	0	0	0	2	1
Counterfeiting/Forgery	0	1	5	-400.0%	0	0	0	NA	NA	NA	0	0	0	0	0
Embezzlement	0	0	0	NA	0	0	0	NA	NA	NA	0	0	0	0	0
Extortion/Blackmail	0	1	0	100.0%	0	0	0	NA	NA	NA	0	0	0	0	0
Fraud Offenses	1	14	16	-14.3%	0	0	3	NA	NA	18.8%	0	0	0	3	3
Larceny/Theft Offenses	17	68	43	36.8%	5	17	5	29.4%	25.0%	11.6%	0	6	6	19	4
<i>Pocket-picking</i>	0	0	0	NA	0	0	0	NA	NA	NA	0	0	0	0	0
<i>Purse-snatching</i>	0	0	0	NA	0	0	0	NA	NA	NA	0	0	0	0	0
<i>Shoplifting</i>	6	22	4	81.8%	4	12	2	66.7%	54.5%	50.0%	0	5	5	14	2
<i>Theft From Building</i>	2	3	13	-333.3%	0	0	1	NA	NA	7.7%	0	0	0	0	1
<i>Theft From Coin- Operated Machine or Device</i>	0	0	0	NA	0	0	0	NA	NA	NA	0	0	0	0	0

Theft From Motor Vehicle	2	19	11	42.1%	0	1	0	NA	5.3%	NA	0	0	0	0	0
Theft of Motor Vehicle Parts or Accessories	0	0	0	NA	0	0	0	NA	NA	NA	0	0	0	0	0
All Other Larceny	7	24	15	37.5%	1	4	2	14.3%	16.7%	13.3%	0	1	1	5	1
Motor Vehicle Theft	1	5	6	-20.0%	0	1	2	NA	20.0%	33.3%	0	0	0	1	2
Robbery	0	0	3	NA	0	0	3	NA	NA	100.0%	0	0	0	0	3
Stolen Property Offenses	0	1	0	100.0%	0	1	0	NA	100.0%	NA	0	0	0	2	0
TMB	0	0	0	NA	0	0	0	NA	NA	NA	0	0	0	0	0
Vandalism	8	28	29	-3.6%	1	6	10	12.5%	21.4%	34.5%	0	0	0	5	10
SUB-TOTALS	27	126	112	11.1%	6	27	25	22.2%	21.4%	22.3%	0	6	6	32	24
Society Crimes															
All Other Offenses	3	23	35	-52.2%	1	3	12	33.3%	13.0%	34.3%	0	1	1	3	11
Animal Cruelty Offenses	0	0	0	NA	0	0	0	NA	NA	NA	0	0	0	0	0
Curfew/Loitering/Vagrancy	0	1	0	100.0%	0	1	0	NA	100.0%	NA	0	0	0	1	0
Disorderly Conduct	0	3	14	-366.7%	0	2	8	NA	66.7%	57.1%	0	0	0	3	7
Driving Under the Influence	4	14	18	-28.6%	4	14	18	100.0%	100.0%	100.0%	0	4	4	14	18
Drug/Narcotic Offenses	0	1	2	-100.0%	0	1	2	NA	100.0%	100.0%	0	0	0	0	2
Drunkenness	0	0	0	NA	0	0	0	NA	NA	NA	0	0	0	0	0
Family Offenses, Nonviolent	0	0	1	NA	0	0	0	NA	NA	NA	0	0	0	1	0
Gambling Offenses	0	0	0	NA	0	0	0	NA	NA	NA	0	0	0	0	0
Intimidation	0	0	0	NA	0	0	0	NA	NA	NA	0	0	0	0	0
Liquor Law Violations	1	2	1	50.0%	1	2	0	100.0%	100.0%	NA	0	1	1	2	0
Peeping Tom	0	0	0	NA	0	0	0	NA	NA	NA	0	0	0	0	0
Pornography/Obscene Material	0	1	1	0.0%	0	0	0	NA	NA	NA	0	0	0	0	0
Prostitution Offenses	0	0	1	NA	0	0	0	NA	NA	NA	0	0	0	0	0
Stalking	0	0	0	NA	0	0	0	NA	NA	NA	0	0	0	0	0
Trespass of Real Property	0	6	7	-16.7%	0	6	6	NA	100.0%	85.7%	0	0	0	8	6
Weapon Law Violations	0	1	4	-300.0%	0	1	3	NA	100.0%	75.0%	0	0	0	1	3
SUB-TOTALS	8	52	84	-61.5%	6	30	49	75.0%	57.7%	58.3%	0	6	6	33	47
Non-Reportable															
000	0	0	0	NA	0	0	0	NA	NA	NA	0	0	0	0	0
DUI-Alcohol	0	0	0	NA	0	0	0	NA	NA	NA	0	0	0	0	0
DUI-Alcohol and Drugs	0	0	0	NA	0	0	0	NA	NA	NA	0	0	0	0	0
DUI-Drugs	0	0	0	NA	0	0	0	NA	NA	NA	0	0	0	0	0
DUI-Unspecified	0	0	0	NA	0	0	0	NA	NA	NA	0	0	0	0	0
Justifiable Homicide	0	0	0	NA	0	0	0	NA	NA	NA	0	0	0	0	0
Justifiable Homicide	0	0	0	NA	0	0	0	NA	NA	NA	0	0	0	0	0
Non-Reportable	0	0	0	NA	0	0	0	NA	NA	NA	0	0	0	0	0

SUB-TOTALS	0	0	0	NA	0	0	0	NA	NA	NA	0	0	0	0	0
GRAND TOTALS	39	201	226	-12.4%	14	69	96	35.9%	52.2%	42.5%	0	15	15	79	89

MONTHLY TRAFFIC STATS
April 2024

Traffic Stops	156	Traffic Crimes	
		811.507	0 Using Cell Phone x 3
Traffic Cites Issued	45	811.140	1 Reckless Driving
Cited Violations	58	807.570	0 Fail to Carry & Present
		811.700	0 Fail to Perform Duties
Warnings Issued	111	813.010	4 DUII
Warning Violations	164	811.182	1 DWS Misdemeanor
Traffic Crime Arrests	5		