



Stayton PD Strategic Dashboard

For August 2025

2022 Population Estimate 8400

(Adopted Budget FY 2024-25)

Small numbers cause large percentage increases and decreases.

Crime Snapshot						
Selected Group A Offenses	August 24	August 25	% Chg	2024 YTD	2025 YTD	% Chg
Person Crime	7	8	● 5.00%	53	47	● -11.32%
Assault	7	7	● 0.00%	47	40	● -14.89%
Sex Offenses	0	1	● #DIV/0!	6	7	● 16.67%
Property Crime	19	12	● -36.84%	209	121	● -42.11%
Burglary	1	0	● -100.00%	13	4	● -69.23%
Fraud	1	4	● 300.00%	34	25	● -26.47%
Theft from MV	0	1	● #DIV/0!	33	13	● -60.61%
UUMV	0	0	● #DIV/0!	9	3	● -66.67%
Theft	11	4	● -63.64%	76	47	● -38.16%
Vandalism	6	3	● -50.00%	44	29	● -34.09%
Selected Group B Offenses	August 24	August 25	% Chg	2024 YTD	2025 YTD	% Chg
Societal Crimes	14	17		110	98	● -10.91%
DUI	4	2	● -50.00%	29	21	● -27.59%
Trespass	6	2	● -66.67%	22	16	● -27.27%
Disorderly Conduct	1	6	● 500.00%	16	20	● 25.00%
Other Offenses	3	7	● 133.33%	43	41	● -4.65%
Calls for Service	August 24	August 25	% Chg	2024 YTD	2025 YTD	% Chg
Dispatched Calls	458	323	● -29.48%	3418	3113	● -8.92%
Self Initiated Calls	278	368	● 32.37%	2383	2664	● 11.79%
Community Concerns						
Community Concerns						
Community Outreach and Events						
Back to School			Upcoming Events			
			Halloween / Trick of Treat			

* Person Crime - Assault, Homicide, Robbery, Kidnap, Forcible/Non-Forcible Sex Offense

* Property Crimes - Arson, Bribery, Res Burglary, Bus Burglary, Oth Burglary, Forgery, Vandalism, Embezzle, Fraud, Theft, UUMV, Bad Check

* Societal Crimes - Drug Offense, Prostitution, Weapons, Curfew, DisCon, DUI, Family Offense, Liquor Laws, Peeping Tom, Trespass

* The data is National Incident Based Reporting System (NIBRS) compliant and not Uniform Crime Report (UCR) compliant and cannot be compared to any report using that standard.



Stayton PD Strategic Dashboard

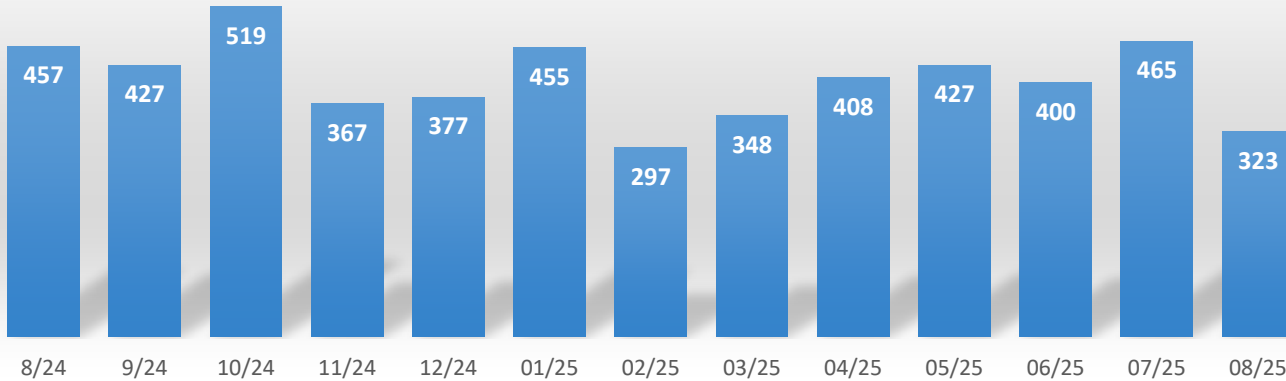
For August 2025

2022 Population Estimate 8400

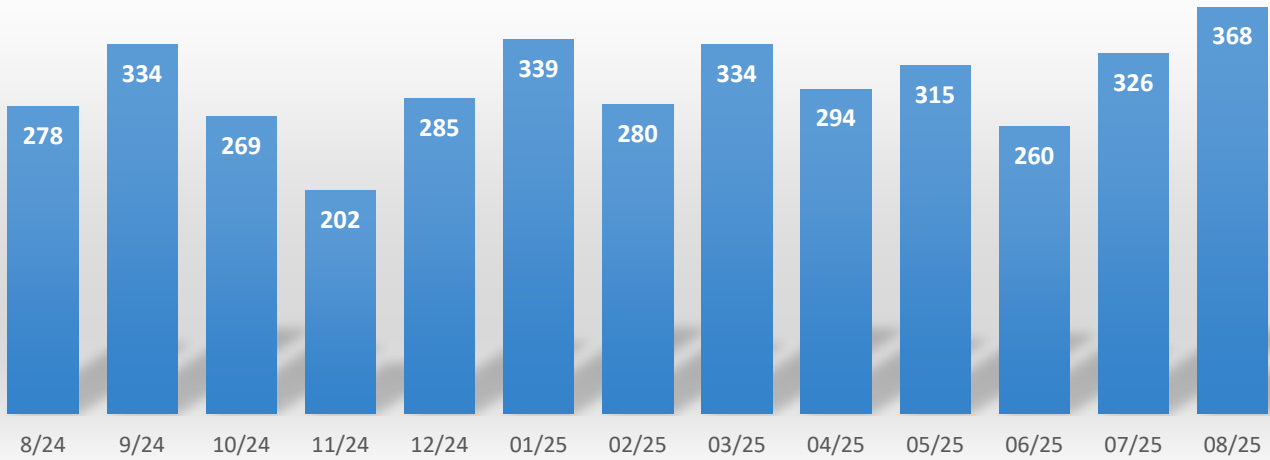
(Adopted Budget FY 2024-25)

Calls For Service - By Month

Dispatched Calls



Self Initiated Calls



Self Initiated = Area Checks, Foot Patrol, Follow Ups, FIR's, Traffic Stops



Stayton PD Strategic Dashboard

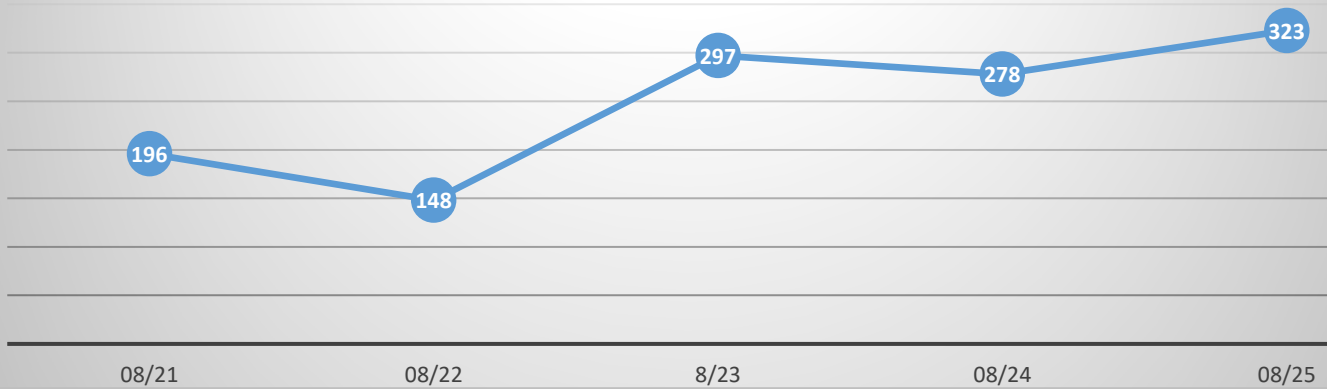
For August 2025

2022 Population Estimate 8400

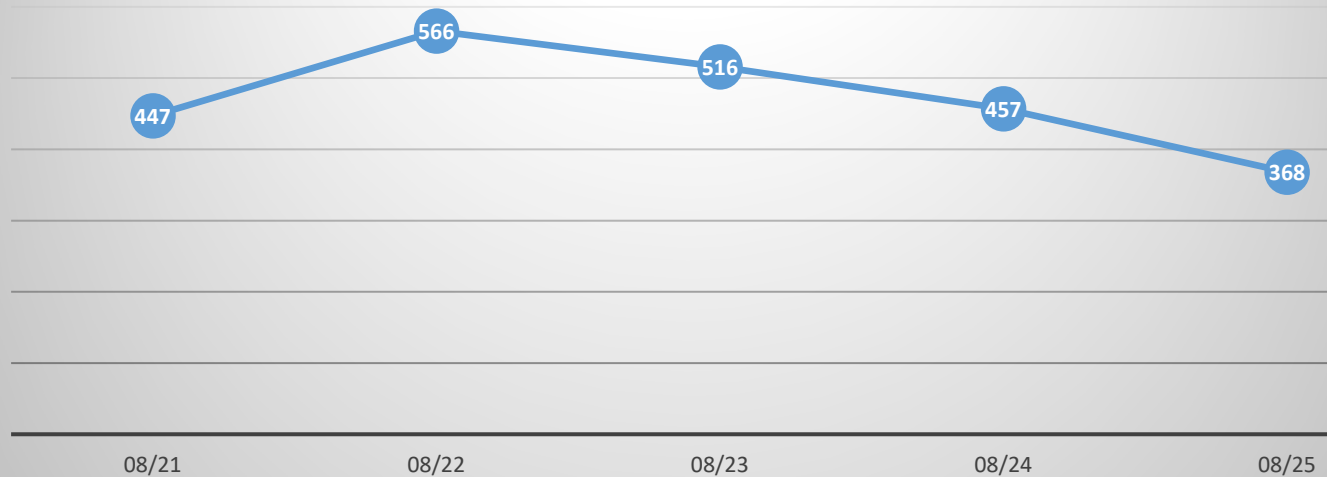
(Adopted Budget FY 2024-25)

Calls For Service - Year to Year Comparison

Self Initiated Calls



Dispatched Calls



MONTHLY TRAFFIC STATS
August 2025

Traffic Stops	170	Traffic Crimes		
		811.507	0	Using Cell Phone x 3
Traffic Cites Issued	71	811.140	0	Reckless Driving
Cited Violations	98	807.570	0	Fail to Carry & Present
		811.700	0	Fail to Perform Duties
Warnings Issued	136	813.010	2	DUII
Warning Violations	169	811.182	1	DWS Misdemeanor
Traffic Crime Arrests	3			