



# Stayton PD Strategic Dashboard

For February 2025

2022 Population Estimate 8400

(Adopted Budget FY 2024-25)

*Small numbers cause large percentage increases and decreases.*

Crime Snapshot						
Selected Group A Offenses	February 24	February 25	% Chg	2024 YTD	2025 YTD	% Chg
<b>Person Crime</b>	2	5	● 5.00%	6	10	● 66.67%
Assault	2	4	● 100.00%	6	8	● 33.33%
Sex Offenses	0	1	#DIV/0!	0	2	#DIV/0!
<b>Property Crime</b>	27	19	● -29.63%	62	38	● -38.71%
Burglary	2	1	● -50.00%	5	3	● -40.00%
Fraud	2	4	● 100.00%	4	6	● 50.00%
Theft from MV	3	3	● 0.00%	12	4	● -66.67%
UUMV	1	0	● -100.00%	2	0	● -100.00%
Theft	10	4	● -60.00%	23	15	● -34.78%
Vandalism	9	7	● -22.22%	16	10	● -37.50%
Selected Group B Offenses	February 24	February 25	% Chg	2024 YTD	2025 YTD	% Chg
<b>Societal Crimes</b>	13	7		27	13	● -51.85%
DUII	5	2	● -60.00%	7	2	● -71.43%
Trespass	4	1	● -75.00%	5	3	● -40.00%
Disorderly Conduct	2	1	● -50.00%	2	2	● 0.00%
Other Offenses	2	3	● 50.00%	13	6	● -53.85%
Calls for Service	February 24	February 25	% Chg	2024 YTD	2025 YTD	% Chg
Dispatched Calls	378	297	● -21.43%	791	742	● -6.19%
Self Initiated Calls	317	280	● -11.67%	586	679	● 15.87%
Community Concerns						
<b>Community Concerns</b>						
Ordinances						
<b>Community Outreach and Events</b>			<b>Upcoming Events</b>			

\* Person Crime - Assault, Homicide, Robbery, Kidnap, Forcible/Non-Forcible Sex Offense

\* Property Crimes - Arson, Bribery, Res Burglary, Bus Burglary, Oth Burglary, Forgery, Vandalism, Embezzle, Fraud, Theft, UUMV, Bad Check

\* Societal Crimes - Drug Offense, Prostitution, Weapons, Curfew, DisCon, DUII, Family Offense, Liquor Laws, Peeping Tom, Trespass

\* The data is National Incident Based Reporting System (NIBRS) compliant and not Uniform Crime Report (UCR) compliant and cannot be compared to any report using that standard.



# Stayton PD Strategic Dashboard

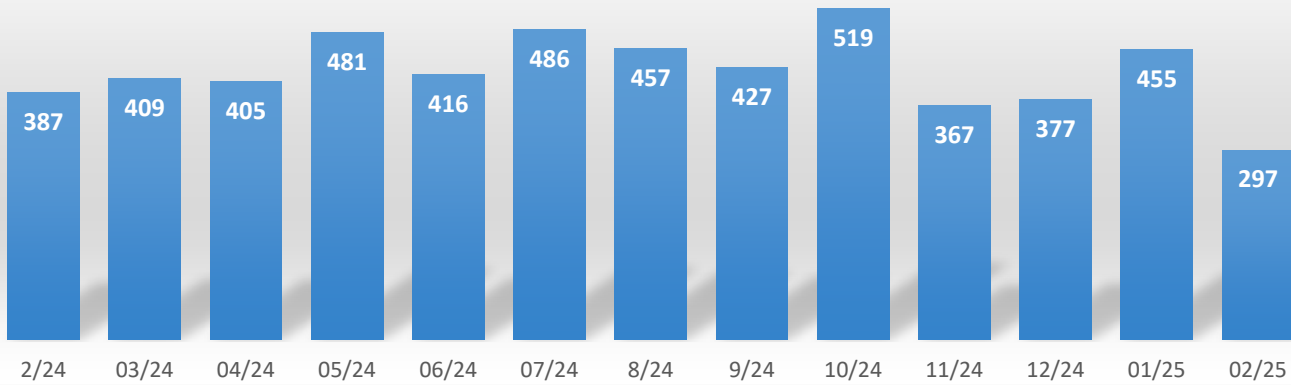
For February 2025

2022 Population Estimate 8400

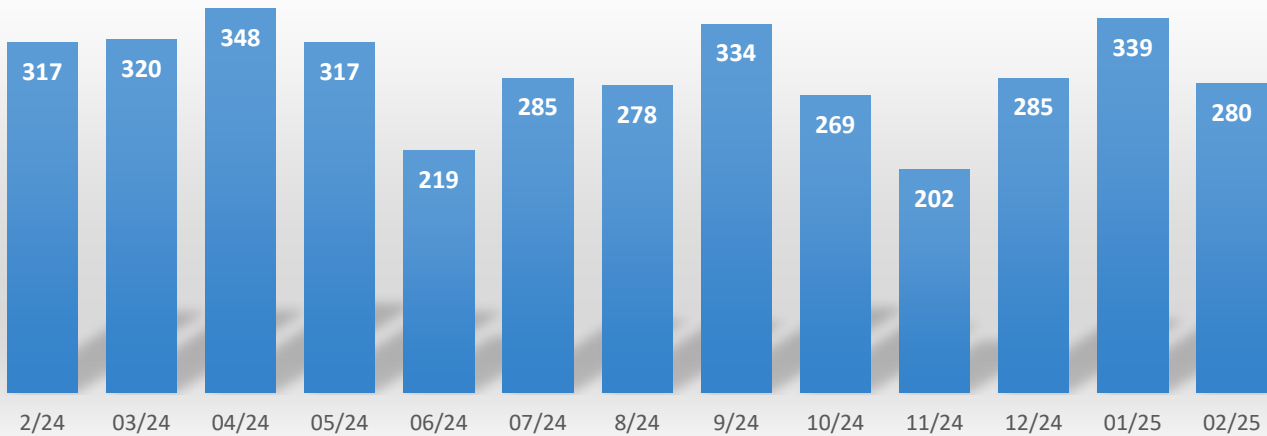
(Adopted Budget FY 2024-25)

## Calls For Service - By Month

### Dispatched Calls



### Self Initiated Calls



Self Initiated = Area Checks, Foot Patrol, Follow Ups, FIR's, Traffic Stops



# Stayton PD Strategic Dashboard

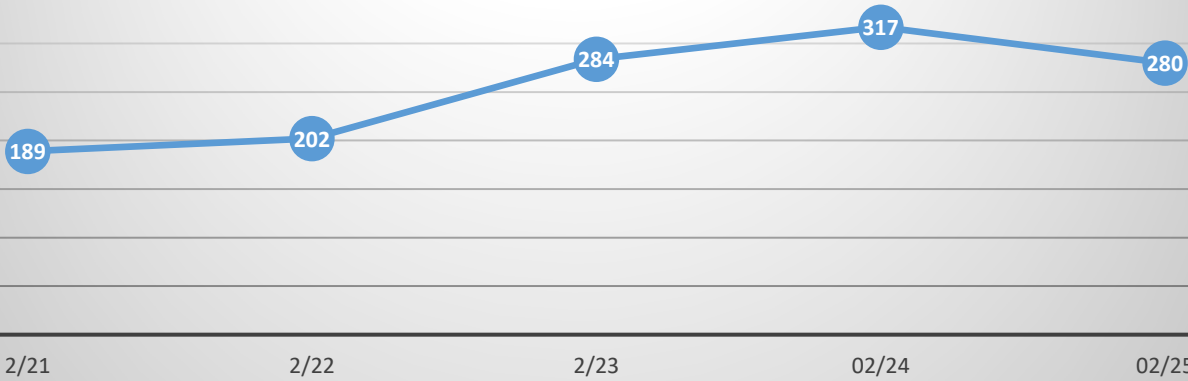
For February 2025

2022 Population Estimate 8400

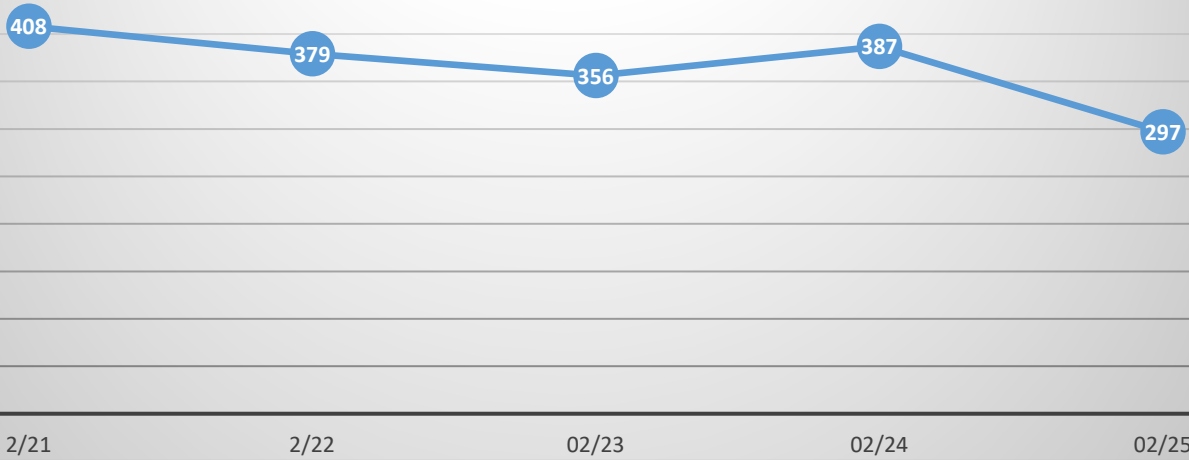
(Adopted Budget FY 2024-25)

## Calls For Service - Year to Year Comparison

### Self Initiated Calls



### Dispatched Calls



MONTHLY TRAFFIC STATS

February 2025

Traffic Stops	130	Traffic Crimes	
		811.507	0 Using Cell Phone x 3
Traffic Cites Issued	40	811.140	0 Reckless Driving
Cited Violations	47	807.570	0 Fail to Carry & Present
		811.700	0 Fail to Perform Duties
Warnings Issued	90	813.010	2 DUII
Warning Violations	121	811.182	0 DWS Misdemeanor
Traffic Crime Arrests	2		

# CONSOLIDATED MONTHLY NIBRS REPORT

**2/1/2025 - 2/28/2025**

	CRIMES				CRIMES CLEARED			PERCENT CLEARED			PERSONS ARRESTED			1/1/25 to 2/28/25	1/1/24 to 2/28/24
	2/1/25 to 2/28/25	1/1/25 to 2/28/25	1/1/24 to 2/28/24	% Change Yr to Yr	BY ARREST & EXCEPTION						2/1/25 to 2/28/25				
					2/1/25 to 2/28/25	1/1/25 to 2/28/25	1/1/24 to 2/28/24	2/1/25 to 2/28/25	1/1/25 to 2/28/25	1/1/24 to 2/28/24	Juv	Adult	Total		
<b>Person Crimes</b>															
09D	0	0	0	NA	0	0	0	NA	NA	NA	0	0	0	0	0
13D	0	0	0	NA	0	0	0	NA	NA	NA	0	0	0	0	0
Aggravated Assaults	2	2	4	-100.0%	2	2	2	100.0%	100.0%	50.0%	0	2	2	2	3
Homicide Offenses	0	0	0	NA	0	0	0	NA	NA	NA	0	0	0	0	0
<i>Murder &amp; Nonnegligent     Manslaughter</i>	0	0	0	NA	0	0	0	NA	NA	NA	0	0	0	0	0
<i>Negligent Manslaughter</i>	0	0	0	NA	0	0	0	NA	NA	NA	0	0	0	0	0
Human Trafficking	0	0	0	NA	0	0	0	NA	NA	NA	0	0	0	0	0
Kidnapping/Abduction	0	0	0	NA	0	0	0	NA	NA	NA	0	0	0	0	0
Other Assaults	0	4	6	-50.0%	0	3	3	NA	75.0%	50.0%	1	1	2	4	4
Rape	0	0	0	NA	0	0	0	NA	NA	NA	0	0	0	0	0
Sex Offenses	1	2	0	100.0%	0	0	0	NA	NA	NA	0	0	0	0	0
<b>SUB-TOTALS</b>	<b>3</b>	<b>8</b>	<b>10</b>	<b>-25.0%</b>	<b>2</b>	<b>5</b>	<b>5</b>	<b>66.7%</b>	<b>62.5%</b>	<b>50.0%</b>	<b>1</b>	<b>3</b>	<b>4</b>	<b>6</b>	<b>7</b>
<b>Property Crimes</b>															
Arson	1	1	0	100.0%	1	1	0	100.0%	100.0%	NA	0	1	1	1	0
Bad Checks	0	0	0	NA	0	0	0	NA	NA	NA	0	0	0	0	0
Bribery	0	0	0	NA	0	0	0	NA	NA	NA	0	0	0	0	0
Burglary/Breaking & Entering	1	3	5	-66.7%	0	1	1	NA	33.3%	20.0%	0	1	1	1	1
Counterfeiting/Forgery	0	1	0	100.0%	0	1	0	NA	100.0%	NA	0	0	0	1	0
Embezzlement	0	0	0	NA	0	0	0	NA	NA	NA	0	0	0	0	0
Extortion/Blackmail	0	0	1	NA	0	0	0	NA	NA	NA	0	0	0	0	0
Fraud Offenses	4	8	4	50.0%	1	3	0	25.0%	37.5%	NA	0	1	1	3	1
Larceny/Theft Offenses	7	19	36	-89.5%	0	4	10	NA	21.1%	27.8%	0	0	0	3	11
<i>Pocket-picking</i>	0	0	0	NA	0	0	0	NA	NA	NA	0	0	0	0	0
<i>Purse-snatching</i>	0	1	0	100.0%	0	0	0	NA	NA	NA	0	0	0	0	0
<i>Shoplifting</i>	1	6	12	-100.0%	0	3	6	NA	50.0%	50.0%	0	0	0	3	8
<i>Theft From Building</i>	0	1	0	100.0%	0	0	0	NA	NA	NA	0	0	0	0	0

Theft From Coin-Operated Machine or Device	0	0	0	NA	0	0	0	NA	NA	NA	0	0	0	0	0
Theft From Motor Vehicle	3	4	12	-200.0%	0	0	1	NA	NA	8.3%	0	0	0	0	0
Theft of Motor Vehicle Parts or Accessories	0	0	0	NA	0	0	0	NA	NA	NA	0	0	0	0	0
All Other Larceny	3	7	12	-71.4%	0	1	3	NA	14.3%	25.0%	0	0	0	0	3
Motor Vehicle Theft	0	0	3	NA	0	0	1	NA	NA	33.3%	0	0	0	0	1
Robbery	0	0	0	NA	0	0	0	NA	NA	NA	0	0	0	0	0
Stolen Property Offenses	0	0	1	NA	0	0	1	NA	NA	100.0%	0	0	0	0	2
TMB	0	0	0	NA	0	0	0	NA	NA	NA	0	0	0	0	0
Vandalism	6	9	16	-77.8%	0	0	5	NA	NA	31.3%	0	0	0	0	5
<b>SUB-TOTALS</b>	<b>19</b>	<b>41</b>	<b>66</b>	<b>-61.0%</b>	<b>2</b>	<b>10</b>	<b>18</b>	<b>10.5%</b>	<b>24.4%</b>	<b>27.3%</b>	<b>0</b>	<b>3</b>	<b>3</b>	<b>9</b>	<b>21</b>
<b>Society Crimes</b>															
All Other Offenses	3	7	13	-85.7%	1	2	2	33.3%	28.6%	15.4%	0	0	0	2	2
Animal Cruelty Offenses	0	0	0	NA	0	0	0	NA	NA	NA	0	0	0	0	0
Curfew/Loitering/Vagrancy	0	0	1	NA	0	0	1	NA	NA	100.0%	0	0	0	0	1
Disorderly Conduct	1	3	2	33.3%	0	2	2	NA	66.7%	100.0%	0	0	0	1	3
Driving Under the Influence	2	3	7	-133.3%	2	3	7	100.0%	100.0%	100.0%	0	2	2	3	7
Drug/Narcotic Offenses	2	2	1	50.0%	2	2	1	100.0%	100.0%	100.0%	0	2	2	2	0
Drunkenness	0	0	0	NA	0	0	0	NA	NA	NA	0	0	0	0	0
Family Offenses, Nonviolent	0	0	0	NA	0	0	0	NA	NA	NA	0	0	0	0	1
Gambling Offenses	0	0	0	NA	0	0	0	NA	NA	NA	0	0	0	0	0
Intimidation	0	0	0	NA	0	0	0	NA	NA	NA	0	0	0	0	0
Liquor Law Violations	0	1	0	100.0%	0	1	0	NA	100.0%	NA	0	0	0	1	0
Peeping Tom	0	0	0	NA	0	0	0	NA	NA	NA	0	0	0	0	0
Pornography/Obscene Material	0	0	1	NA	0	0	0	NA	NA	NA	0	0	0	0	0
Prostitution Offenses	0	0	0	NA	0	0	0	NA	NA	NA	0	0	0	0	0
Stalking	0	0	0	NA	0	0	0	NA	NA	NA	0	0	0	0	0
Trespass of Real Property	1	3	5	-66.7%	0	1	5	NA	33.3%	100.0%	0	0	0	2	7
Weapon Law Violations	1	1	1	0.0%	1	1	1	100.0%	100.0%	100.0%	0	1	1	1	1
<b>SUB-TOTALS</b>	<b>10</b>	<b>20</b>	<b>31</b>	<b>-55.0%</b>	<b>6</b>	<b>12</b>	<b>19</b>	<b>60.0%</b>	<b>60.0%</b>	<b>61.3%</b>	<b>0</b>	<b>5</b>	<b>5</b>	<b>12</b>	<b>22</b>
<b>Non-Reportable</b>															
000	0	0	0	NA	0	0	0	NA	NA	NA	0	0	0	0	0
DUI-Alcohol	0	0	0	NA	0	0	0	NA	NA	NA	0	0	0	0	0
DUI-Alcohol and Drugs	0	0	0	NA	0	0	0	NA	NA	NA	0	0	0	0	0
DUI-Drugs	0	0	0	NA	0	0	0	NA	NA	NA	0	0	0	0	0
DUI-Unspecified	0	0	0	NA	0	0	0	NA	NA	NA	0	0	0	0	0

Justifiable Homicide	0	0	0	NA	0	0	0	NA	NA	NA	0	0	0	0	0
<i>Justifiable Homicide</i>	0	0	0	NA	0	0	0	NA	NA	NA	0	0	0	0	0
Non-Reportable	0	0	0	NA	0	0	0	NA	NA	NA	0	0	0	0	0
<b>SUB-TOTALS</b>	<b>0</b>	<b>0</b>	<b>0</b>	<b>NA</b>	<b>0</b>	<b>0</b>	<b>0</b>	<b>NA</b>	<b>NA</b>	<b>NA</b>	<b>0</b>	<b>0</b>	<b>0</b>	<b>0</b>	<b>0</b>
<b>GRAND TOTALS</b>	<b>32</b>	<b>69</b>	<b>107</b>	<b>-55.1%</b>	<b>10</b>	<b>27</b>	<b>42</b>	<b>31.3%</b>	<b>62.5%</b>	<b>39.3%</b>	<b>1</b>	<b>11</b>	<b>12</b>	<b>27</b>	<b>50</b>