



# Stayton PD Strategic Dashboard

For June 2023

2022 Population Estimate 8400

(Adopted Budget FY 2022-23)

*Small numbers cause large percentage increases and decreases.*

Crime Snapshot						
Selected Group A Offenses	June 2022	June 2023	% Chg	2022 YTD	2023 YTD	% Chg
<b>Person Crime</b>	8	7	● -12.50%	41	38	● -7.32%
Assault	8	5	● -37.50%	36	33	● -8.33%
Sex Offenses	0	2	#DIV/0!	5	5	● 0.00%
<b>Property Crime</b>	26	20	● -23.08%	168	152	● -9.52%
Burglary	0	1	#DIV/0!	6	11	● 83.33%
Fraud	2	6	● 200.00%	17	21	● 23.53%
Theft from MV	4	1	● -75.00%	28	22	● -21.43%
UUMV	1	1	● 0.00%	24	9	● -62.50%
Theft	10	9	● -10.00%	53	51	● -3.77%
Vandalism	9	2	● -77.78%	40	38	● -5.00%
Selected Group B Offenses	June 2022	June 2023	% Chg	2022 YTD	2023 YTD	% Chg
<b>Societal Crimes</b>	18	10	● -44.44%	129	102	● -20.93%
DUII	9	3	● -66.67%	46	25	● -45.65%
Trespass	2	4	● 100.00%	11	11	● 0.00%
Disorderly Conduct	4	2	● -50.00%	24	18	● -25.00%
Other Offenses	3	1	● -66.67%	48	48	● 0.00%
Calls for Service	June 2022	June 2023	% Chg	2022 YTD	2023 YTD	% Chg
Dispatched Calls	447	443	● -0.89%	1996	1953	● -2.15%
Self Initiated Calls	238	283	● 18.91%	1211	1627	● 34.35%

## Community Concerns

### Community Concerns

Transient Issues

Ordinance Issues

### Community Outreach and Events

### Upcoming Events

Farmers Market / Wednesdays

TGI Friday Fest

Summer Fest

National Night Out

\* Person Crime - Assault, Homicide, Robbery, Kidnap, Forcible/Non-Forcible Sex Offense

\* Property Crimes - Arson, Bribery, Res Burglary, Bus Burglary, Oth Burglary, Forgery, Vandalism, Embezzle, Fraud, Theft, UUMV, Bad Check

\* Societal Crimes - Drug Offense, Prostitution, Weapons, Curfew, DisCon, DUII, Family Offense, Liquor Laws, Peeping Tom, Trespass

\* The data is National Incident Based Reporting System (NIBRS) compliant and not Uniform Crime Report (UCR) compliant and cannot be compared to any report using that standard.



# Stayton PD Strategic Dashboard

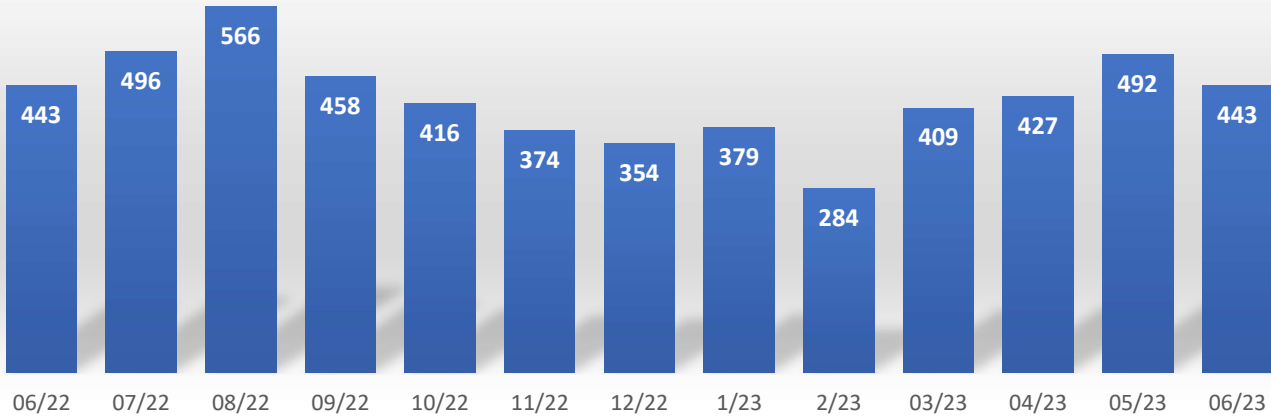
For June 2023

2022 Population Estimate 8400

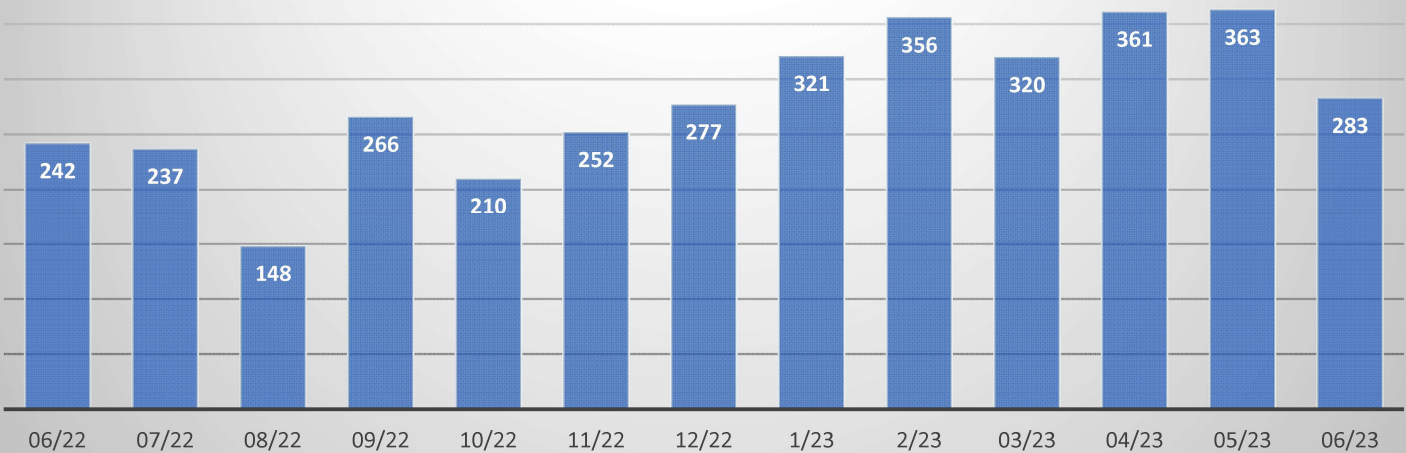
(Adopted Budget FY 2022-23)

## Calls For Service - By Month

### Dispatched Calls



### Self Initiated Calls



Self Initiated = Area Checks, Foot Patrol, Follow Ups, FIR's, Traffic Stops



# Stayton PD Strategic Dashboard

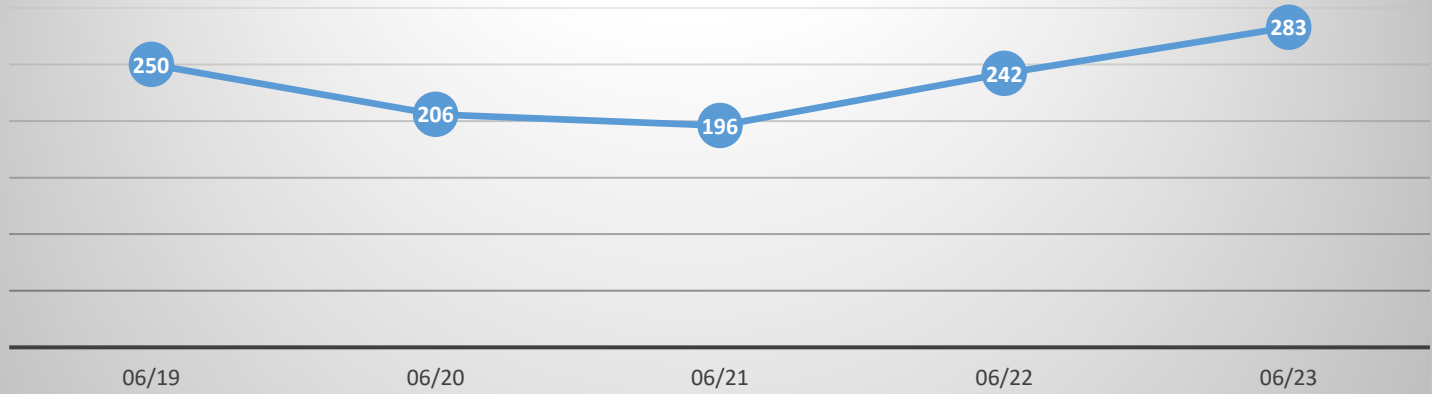
For June 2023

2022 Population Estimate 8400

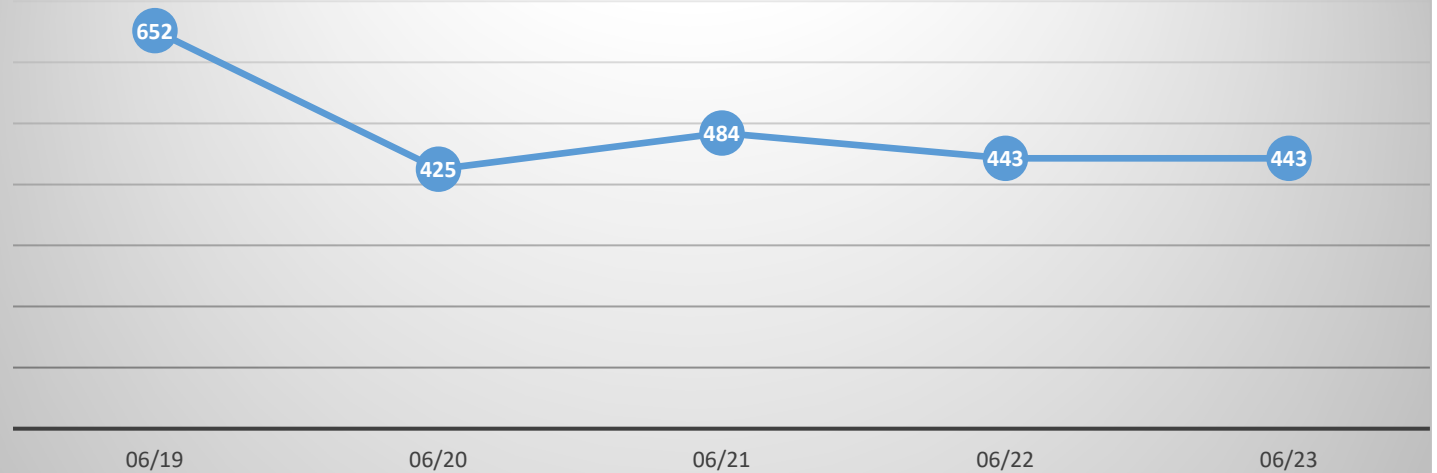
(Adopted Budget FY 2022-23)

## Calls For Service - By Month

### Self Initiated Calls



### Dispatched Calls



MONTHLY TRAFFIC STATS  
June 2023

Traffic Stops	140	Traffic Crimes	
		811.507	0 Using Cell Phone x 3
Traffic Cites Issued	46	811.140	0 Reckless Driving
Cited Violations	33	807.570	0 Fail to Carry & Present
		811.700	3 Fail to Perform Duties
Warnings Issued	94	813.010	3 DUII
Warning Violations	134	811.182	4 DWS Misdemeanor
Traffic Crime Arrests	9		

# CONSOLIDATED MONTHLY NIBRS REPORT

**6/1/2023 - 6/30/2023**

	CRIMES				CRIMES CLEARED			PERCENT CLEARED			PERSONS ARRESTED				
					BY ARREST & EXCEPTION										
	6/1/23 to 6/30/23	1/1/23 to 6/30/23	1/1/22 to 6/30/22	% Change Yr to Yr	6/1/23 to 6/30/23	1/1/23 to 6/30/23	1/1/22 to 6/30/22	6/1/23 to 6/30/23	1/1/23 to 6/30/23	1/1/22 to 6/30/22	6/1/23 to 6/30/23			1/1/23 to 6/30/23	1/1/22 to 6/30/22
											Juv	Adult	Total		
<b>Person Crimes</b>															
Aggravated Assaults	0	9	12	-33.3%	0	8	10	NA	88.9%	83.3%	0	0	0	6	9
Homicide Offenses	0	0	0	NA	0	0	0	NA	NA	NA	0	0	0	0	0
<i>Murder &amp; Nonnegligent     Manslaughter</i>	0	0	0	NA	0	0	0	NA	NA	NA	0	0	0	0	0
<i>Negligent Manslaughter</i>	0	0	0	NA	0	0	0	NA	NA	NA	0	0	0	0	0
Human Trafficking	0	0	0	NA	0	0	0	NA	NA	NA	0	0	0	0	0
Kidnapping/Abduction	0	1	1	0.0%	0	1	1	NA	100.0%	100.0%	0	0	0	1	1
Other Assaults	6	28	30	-7.1%	2	17	17	33.3%	60.7%	56.7%	0	2	2	16	16
Rape	0	0	1	NA	0	0	0	NA	NA	NA	0	0	0	0	0
Sex Offenses	1	4	4	0.0%	0	1	1	NA	25.0%	25.0%	0	0	0	1	1
<b>SUB-TOTALS</b>	<b>7</b>	<b>42</b>	<b>48</b>	<b>-14.3%</b>	<b>2</b>	<b>27</b>	<b>29</b>	<b>28.6%</b>	<b>64.3%</b>	<b>60.4%</b>	<b>0</b>	<b>2</b>	<b>2</b>	<b>24</b>	<b>27</b>
<b>Property Crimes</b>															
Arson	0	1	0	100.0%	0	1	0	NA	100.0%	NA	0	0	0	1	0
Bad Checks	0	0	0	NA	0	0	0	NA	NA	NA	0	0	0	0	0
Bribery	0	0	0	NA	0	0	0	NA	NA	NA	0	0	0	0	0
Burglary/Breaking & Entering	1	11	6	45.5%	0	1	1	NA	9.1%	16.7%	0	0	0	1	2
Counterfeiting/Forgery	0	5	4	20.0%	0	0	2	NA	NA	50.0%	0	0	0	0	2
Embezzlement	0	0	0	NA	0	0	0	NA	NA	NA	0	0	0	0	0
Extortion/Blackmail	0	0	0	NA	0	0	0	NA	NA	NA	0	0	0	0	0
Fraud Offenses	8	24	19	20.8%	0	3	6	NA	12.5%	31.6%	0	0	0	3	6
Larceny/Theft Offenses	9	72	82	-13.9%	3	10	20	33.3%	13.9%	24.4%	0	3	3	9	21
<i>Pocket-picking</i>	0	0	0	NA	0	0	0	NA	NA	NA	0	0	0	0	0
<i>Purse-snatching</i>	0	0	0	NA	0	0	0	NA	NA	NA	0	0	0	0	0
<i>Shoplifting</i>	1	9	13	-44.4%	1	4	10	100.0%	44.4%	76.9%	0	1	1	4	12
<i>Theft From Building</i>	3	18	6	66.7%	0	1	2	NA	5.6%	33.3%	0	0	0	1	2
<i>Theft From Coin-     Operated Machine or     Device</i>	0	0	0	NA	0	0	0	NA	NA	NA	0	0	0	0	0

Theft From Motor Vehicle	1	22	28	-27.3%	0	0	0	NA	NA	NA	0	0	0	0	0
Theft of Motor Vehicle Parts or Accessories	0	0	2	NA	0	0	0	NA	NA	NA	0	0	0	0	0
All Other Larceny	4	23	33	-43.5%	2	5	8	50.0%	21.7%	24.2%	0	2	2	4	7
Motor Vehicle Theft	1	9	24	-166.7%	0	2	2	NA	22.2%	8.3%	0	0	0	2	2
Robbery	0	4	0	100.0%	0	4	0	NA	100.0%	NA	0	0	0	4	0
Stolen Property Offenses	0	0	1	NA	0	0	1	NA	NA	100.0%	0	0	0	0	1
TMB	0	0	0	NA	0	0	0	NA	NA	NA	0	0	0	0	0
Vandalism	2	38	39	-2.6%	1	11	11	50.0%	28.9%	28.2%	0	1	1	11	10
<b>SUB-TOTALS</b>	<b>21</b>	<b>164</b>	<b>175</b>	<b>-6.7%</b>	<b>4</b>	<b>32</b>	<b>43</b>	<b>19.0%</b>	<b>19.5%</b>	<b>24.6%</b>	<b>0</b>	<b>4</b>	<b>4</b>	<b>31</b>	<b>44</b>

**Society Crimes**

All Other Offenses	3	53	48	9.4%	3	16	15	100.0%	30.2%	31.3%	0	2	2	13	16
Animal Cruelty Offenses	0	1	2	-100.0%	0	0	0	NA	NA	NA	0	0	0	0	0
Curfew/Loitering/Vagrancy	0	0	1	NA	0	0	1	NA	NA	100.0%	0	0	0	0	2
Disorderly Conduct	2	19	24	-26.3%	1	10	18	50.0%	52.6%	75.0%	0	1	1	10	18
Driving Under the Influence	3	25	46	-84.0%	3	25	44	100.0%	100.0%	95.7%	0	3	3	25	44
Drug/Narcotic Offenses	2	5	4	20.0%	2	5	4	100.0%	100.0%	100.0%	2	0	2	5	4
Drunkenness	0	0	0	NA	0	0	0	NA	NA	NA	0	0	0	0	0
Family Offenses, Nonviolent	0	3	2	33.3%	0	0	2	NA	NA	100.0%	0	0	0	0	2
Gambling Offenses	0	0	0	NA	0	0	0	NA	NA	NA	0	0	0	0	0
Intimidation	0	0	0	NA	0	0	0	NA	NA	NA	0	0	0	0	0
Liquor Law Violations	1	2	2	0.0%	1	1	2	100.0%	50.0%	100.0%	0	1	1	1	4
Peeping Tom	0	0	0	NA	0	0	0	NA	NA	NA	0	0	0	0	0
Pornography/Obscene Material	0	2	3	-50.0%	0	0	0	NA	NA	NA	0	0	0	0	0
Prostitution Offenses	0	1	0	100.0%	0	0	0	NA	NA	NA	0	0	0	0	0
Stalking	0	0	0	NA	0	0	0	NA	NA	NA	0	0	0	0	0
Trespass of Real Property	4	11	11	0.0%	3	9	11	75.0%	81.8%	100.0%	0	4	4	10	10
Weapon Law Violations	0	4	3	25.0%	0	3	3	NA	75.0%	100.0%	0	0	0	3	3
<b>SUB-TOTALS</b>	<b>15</b>	<b>126</b>	<b>146</b>	<b>-15.9%</b>	<b>13</b>	<b>69</b>	<b>100</b>	<b>86.7%</b>	<b>54.8%</b>	<b>68.5%</b>	<b>2</b>	<b>11</b>	<b>13</b>	<b>67</b>	<b>103</b>

**Non-Reportable**

000	0	0	0	NA	0	0	0	NA	NA	NA	0	0	0	0	0
DUI-Alcohol	0	0	0	NA	0	0	0	NA	NA	NA	0	0	0	0	0
DUI-Alcohol and Drugs	0	0	0	NA	0	0	0	NA	NA	NA	0	0	0	0	0
DUI-Drugs	0	0	0	NA	0	0	0	NA	NA	NA	0	0	0	0	0
DUI-Unspecified	0	0	0	NA	0	0	0	NA	NA	NA	0	0	0	0	0
Justifiable Homicide	0	0	0	NA	0	0	0	NA	NA	NA	0	0	0	0	0
Justifiable Homicide	0	0	0	NA	0	0	0	NA	NA	NA	0	0	0	0	0
Non-Reportable	0	0	0	NA	0	0	0	NA	NA	NA	0	0	0	0	0

<b>SUB-TOTALS</b>	<b>0</b>	<b>0</b>	<b>0</b>	<b>NA</b>	<b>0</b>	<b>0</b>	<b>0</b>	<b>NA</b>	<b>NA</b>	<b>NA</b>	<b>0</b>	<b>0</b>	<b>0</b>	<b>0</b>	<b>0</b>
<b>GRAND TOTALS</b>	<b>43</b>	<b>332</b>	<b>369</b>	<b>-11.1%</b>	<b>19</b>	<b>128</b>	<b>172</b>	<b>44.2%</b>	<b>64.3%</b>	<b>46.6%</b>	<b>2</b>	<b>17</b>	<b>19</b>	<b>122</b>	<b>174</b>