



Stayton PD Strategic Dashboard

For November 2023

2022 Population Estimate 8400

(Adopted Budget FY 2023-24)

Small numbers cause large percentage increases and decreases.

Crime Snapshot						
Selected Group A Offenses	Nov 2022	Nov 2023	% Chg	2022 YTD	2023 YTD	% Chg
Person Crime	7	7	● 0.00%	72	72	● 0.00%
Assault	6	6	● 0.00%	65	64	● -1.54%
Sex Offenses	1	1	● 0.00%	7	8	● 14.29%
Property Crime	39	27	● -30.77%	333	312	● -6.31%
Burglary	3	0	● -100.00%	13	21	● 61.54%
Fraud	8	5	● -37.50%	40	47	● 17.50%
Theft from MV	3	2	● -33.33%	47	38	● -19.15%
UUMV	3	2	● -33.33%	44	20	● -54.55%
Theft	8	15	● 87.50%	119	121	● 1.68%
Vandalism	14	3	● -78.57%	70	65	● -7.14%
Selected Group B Offenses	Nov 2022	Nov 2023	% Chg	2022 YTD	2023 YTD	% Chg
Societal Crimes	17	7	● -58.82%	209	169	● -19.14%
DUII	6	3	● -50.00%	68	44	● -35.29%
Trespass	4	2	● -50.00%	29	25	● -13.79%
Disorderly Conduct	3	2	● -33.33%	36	30	● -16.67%
Other Offenses	4	0	● -100.00%	76	70	● -7.89%
Calls for Service	Nov 2022	Nov 2023	% Chg	2022 YTD	2023 YTD	% Chg
Dispatched Calls	374	378	● 1.07%	4325	4654	● 7.61%
Self Initiated Calls	252	253	● 0.40%	2310	2971	● 28.61%
Community Concerns						
Community Concerns						
Transient Issues						
Ordinance Issues						
Community Outreach and Events			Upcoming Events			
Community Dinner						

* Person Crime - Assault, Homicide, Robbery, Kidnap, Forcible/Non-Forcible Sex Offense

* Property Crimes - Arson, Bribery, Res Burglary, Bus Burglary, Oth Burglary, Forgery, Vandalism, Embezzle, Fraud, Theft, UUMV, Bad Check

* Societal Crimes - Drug Offense, Prostitution, Weapons, Curfew, DisCon, DUII, Family Offense, Liquor Laws, Peeping Tom, Trespass

* The data is National Incident Based Reporting System (NIBRS) compliant and not Uniform Crime Report (UCR) compliant and cannot be compared to any report using that standard.



Stayton PD Strategic Dashboard

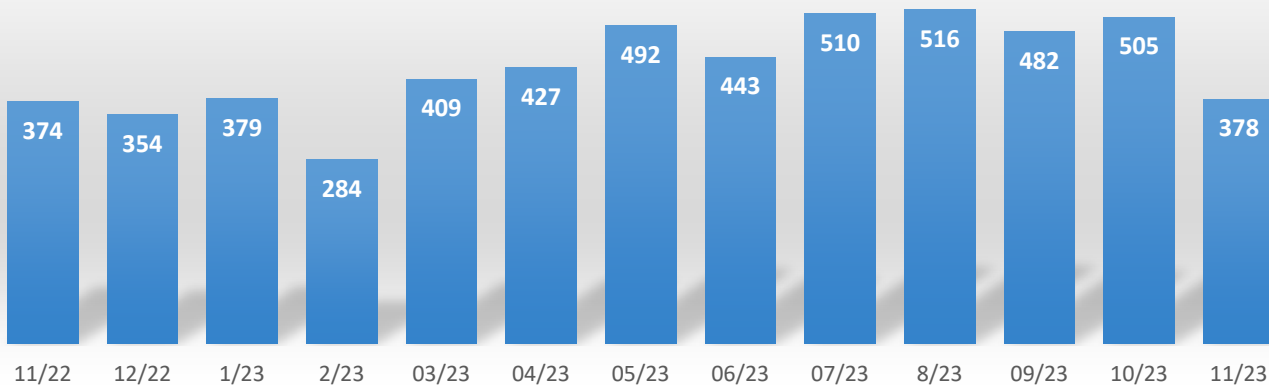
For November 2023

2022 Population Estimate 8400

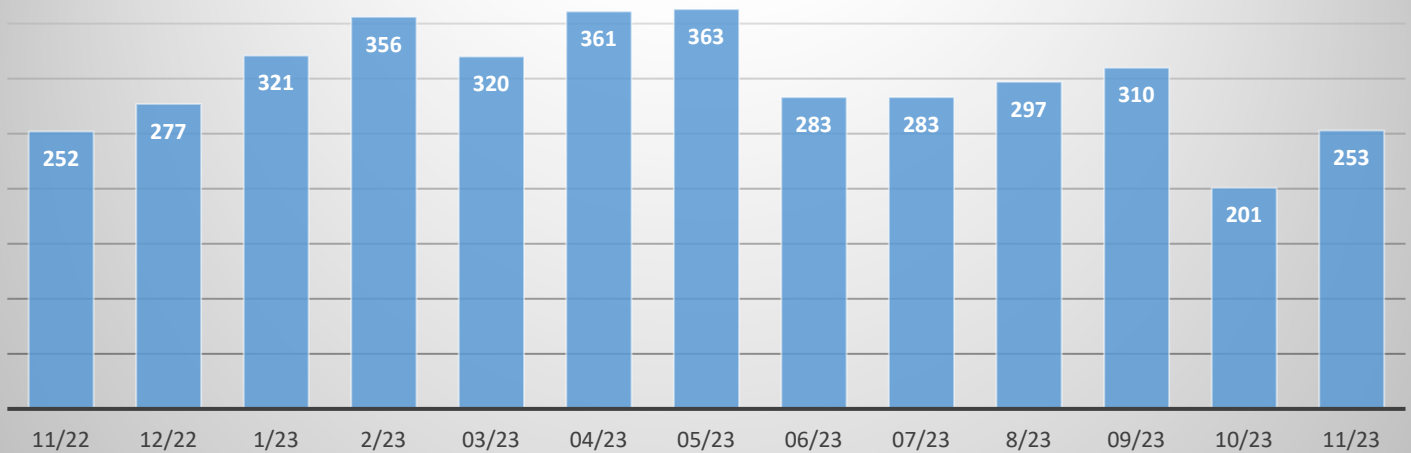
(Adopted Budget FY 2023-24)

Calls For Service - By Month

Dispatched Calls



Self Initiated Calls



Self Initiated = Area Checks, Foot Patrol, Follow Ups, FIR's, Traffic Stops



Stayton PD Strategic Dashboard

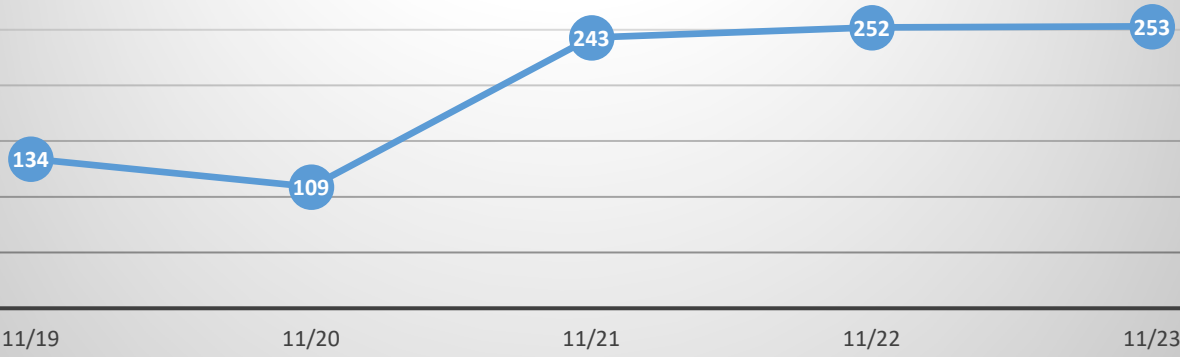
For November 2023

2022 Population Estimate 8400

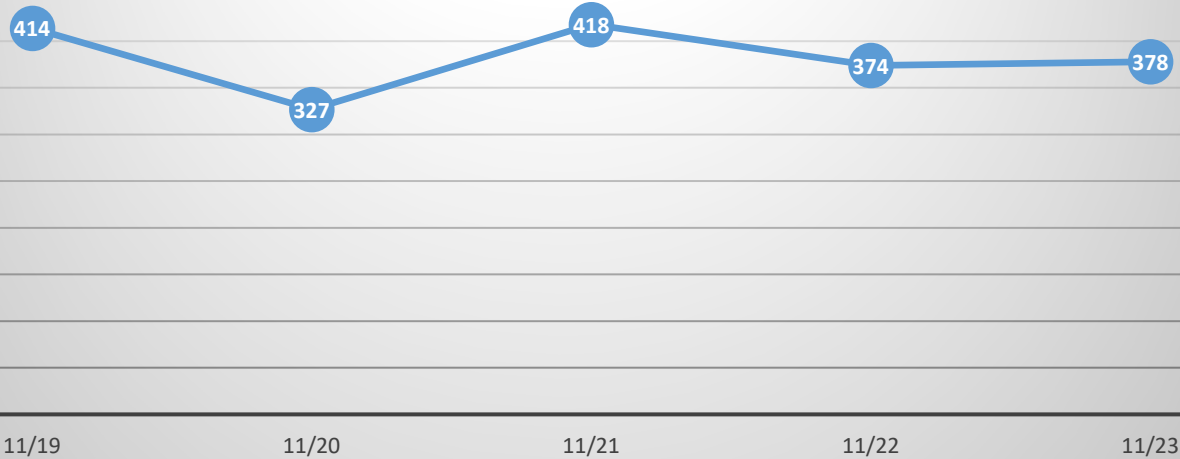
(Adopted Budget FY 2023-24)

Calls For Service - By Month

Self Initiated Calls



Dispatched Calls



MONTHLY TRAFFIC STATS
November 2023

Traffic Stops	105	Traffic Crimes	
		811.507	0 Using Cell Phone x 3
Traffic Cites Issued	21	811.140	0 Reckless Driving
Cited Violations	23	807.570	0 Fail to Carry & Present
		811.700	3 Fail to Perform Duties
Warnings Issued	84	813.010	3 DUII
Warning Violations	121	811.182	5 DWS Misdemeanor
Traffic Crime Arrests	9		

CONSOLIDATED MONTHLY NIBRS REPORT

11/1/2023 - 11/30/2023

	CRIMES				CRIMES CLEARED			PERCENT CLEARED			PERSONS ARRESTED				
					BY ARREST & EXCEPTION										
	11/1/23 to 11/30/23	1/1/23 to 11/30/23	1/1/22 to 11/30/22	% Change Yr to Yr	11/1/23 to 11/30/23	1/1/23 to 11/30/23	1/1/22 to 11/30/22	11/1/23 to 11/30/23	1/1/23 to 11/30/23	1/1/22 to 11/30/22	11/1/23 to 11/30/23			1/1/23 to 11/30/23	1/1/22 to 11/30/22
											Juv	Adult	Total		
Person Crimes															
Aggravated Assaults	1	17	25	-47.1%	0	14	21	NA	82.4%	84.0%	0	0	0	12	17
Homicide Offenses	0	0	0	NA	0	0	0	NA	NA	NA	0	0	0	0	0
<i>Murder & Nonnegligent Manslaughter</i>	0	0	0	NA	0	0	0	NA	NA	NA	0	0	0	0	0
<i>Negligent Manslaughter</i>	0	0	0	NA	0	0	0	NA	NA	NA	0	0	0	0	0
Human Trafficking	0	0	0	NA	0	0	0	NA	NA	NA	0	0	0	0	0
Kidnapping/Abduction	0	2	1	50.0%	0	1	1	NA	50.0%	100.0%	0	0	0	1	1
Other Assaults	6	54	49	9.3%	4	36	24	66.7%	66.7%	49.0%	1	4	5	35	23
Rape	0	1	2	-100.0%	0	0	0	NA	NA	NA	0	0	0	0	0
Sex Offenses	1	8	7	12.5%	0	2	1	NA	25.0%	14.3%	0	0	0	1	1
SUB-TOTALS	8	82	84	-2.4%	4	53	47	50.0%	64.6%	56.0%	1	4	5	49	42
Property Crimes															
Arson	0	1	1	0.0%	0	1	1	NA	100.0%	100.0%	0	0	0	1	1
Bad Checks	0	0	0	NA	0	0	0	NA	NA	NA	0	0	0	0	0
Bribery	0	0	0	NA	0	0	0	NA	NA	NA	0	0	0	0	0
Burglary/Breaking & Entering	0	18	13	27.8%	0	1	3	NA	5.6%	23.1%	0	0	0	1	4
Counterfeiting/Forgery	2	12	9	25.0%	0	3	4	NA	25.0%	44.4%	0	0	0	3	4
Embezzlement	0	0	0	NA	0	0	0	NA	NA	NA	0	0	0	0	0
Extortion/Blackmail	0	1	0	100.0%	0	0	0	NA	NA	NA	0	0	0	0	0
Fraud Offenses	5	51	46	9.8%	2	8	15	40.0%	15.7%	32.6%	0	1	1	7	9
Larceny/Theft Offenses	17	151	156	-3.3%	5	25	33	29.4%	16.6%	21.2%	0	4	4	19	32
<i>Pocket-picking</i>	0	0	0	NA	0	0	0	NA	NA	NA	0	0	0	0	0
<i>Purse-snatching</i>	0	0	0	NA	0	0	0	NA	NA	NA	0	0	0	0	0
<i>Shoplifting</i>	3	22	19	13.6%	2	10	11	66.7%	45.5%	57.9%	0	2	2	9	13
<i>Theft From Building</i>	0	22	10	54.5%	0	1	3	NA	4.5%	30.0%	0	0	0	1	3
<i>Theft From Coin- Operated Machine or Device</i>	0	0	0	NA	0	0	0	NA	NA	NA	0	0	0	0	0

Theft From Motor Vehicle	2	39	49	-25.6%	0	2	2	NA	5.1%	4.1%	0	0	0	0	2
Theft of Motor Vehicle Parts or Accessories	0	0	3	NA	0	0	0	NA	NA	NA	0	0	0	0	0
All Other Larceny	12	68	75	-10.3%	3	12	17	25.0%	17.6%	22.7%	0	2	2	9	14
Motor Vehicle Theft	2	18	38	-111.1%	0	3	5	NA	16.7%	13.2%	0	0	0	4	7
Robbery	0	4	0	100.0%	0	4	0	NA	100.0%	NA	0	0	0	4	0
Stolen Property Offenses	0	2	2	0.0%	0	2	2	NA	100.0%	100.0%	0	0	0	2	2
TMB	0	0	0	NA	0	0	0	NA	NA	NA	0	0	0	0	0
Vandalism	3	65	78	-20.0%	1	17	23	33.3%	26.2%	29.5%	0	0	0	16	19
SUB-TOTALS	29	323	343	-6.2%	8	64	86	27.6%	19.8%	25.1%	0	5	5	57	78

Society Crimes

All Other Offenses	0	76	78	-2.6%	0	26	24	NA	34.2%	30.8%	0	0	0	21	24
Animal Cruelty Offenses	0	3	2	33.3%	0	1	0	NA	33.3%	NA	0	0	0	1	0
Curfew/Loitering/Vagrancy	0	0	1	NA	0	0	1	NA	NA	100.0%	0	0	0	0	2
Disorderly Conduct	2	34	35	-2.9%	2	21	27	100.0%	61.8%	77.1%	0	2	2	18	26
Driving Under the Influence	3	44	67	-52.3%	3	44	65	100.0%	100.0%	97.0%	0	3	3	44	65
Drug/Narcotic Offenses	0	6	5	16.7%	0	6	5	NA	100.0%	100.0%	0	0	0	6	4
Drunkenness	0	0	1	NA	0	0	1	NA	NA	100.0%	0	0	0	0	0
Family Offenses, Nonviolent	0	4	3	25.0%	0	0	2	NA	NA	66.7%	0	0	0	0	2
Gambling Offenses	0	0	0	NA	0	0	0	NA	NA	NA	0	0	0	0	0
Intimidation	0	0	0	NA	0	0	0	NA	NA	NA	0	0	0	0	0
Liquor Law Violations	0	2	2	0.0%	0	1	2	NA	50.0%	100.0%	0	0	0	1	4
Peeping Tom	0	0	0	NA	0	0	0	NA	NA	NA	0	0	0	0	0
Pornography/Obscene Material	0	2	3	-50.0%	0	0	0	NA	NA	NA	0	0	0	0	0
Prostitution Offenses	0	1	0	100.0%	0	0	0	NA	NA	NA	0	0	0	0	0
Stalking	0	0	0	NA	0	0	0	NA	NA	NA	0	0	0	0	0
Trespass of Real Property	2	25	28	-12.0%	0	18	28	NA	72.0%	100.0%	0	0	0	18	27
Weapon Law Violations	0	8	3	62.5%	0	7	3	NA	87.5%	100.0%	0	0	0	7	3
SUB-TOTALS	7	205	228	-11.2%	5	124	158	71.4%	60.5%	69.3%	0	5	5	116	157

Non-Reportable

000	0	0	0	NA	0	0	0	NA	NA	NA	0	0	0	0	0
DUI-Alcohol	0	0	0	NA	0	0	0	NA	NA	NA	0	0	0	0	0
DUI-Alcohol and Drugs	0	0	0	NA	0	0	0	NA	NA	NA	0	0	0	0	0
DUI-Drugs	0	0	0	NA	0	0	0	NA	NA	NA	0	0	0	0	0
DUI-Unspecified	0	0	0	NA	0	0	0	NA	NA	NA	0	0	0	0	0
Justifiable Homicide	0	0	0	NA	0	0	0	NA	NA	NA	0	0	0	0	0
Justifiable Homicide	0	0	0	NA	0	0	0	NA	NA	NA	0	0	0	0	0
Non-Reportable	0	0	0	NA	0	0	0	NA	NA	NA	0	0	0	0	0

SUB-TOTALS	0	0	0	NA	0	0	0	NA	NA	NA	0	0	0	0	0
GRAND TOTALS	44	610	655	-7.4%	17	241	291	38.6%	64.6%	44.4%	1	14	15	222	277