



Stayton PD Strategic Dashboard

For March 2024

2022 Population Estimate 8400

(Adopted Budget FY 2023-24)

Small numbers cause large percentage increases and decreases.

Crime Snapshot						
Selected Group A Offenses	March 23	March 24	% Chg	2023 YTD	2024 YTD	% Chg
Person Crime	8	8	0.00%	20	19	-5.00%
Assault	7	6	-14.29%	19	17	-10.53%
Sex Offenses	1	2	100.00%	1	2	100.00%
Property Crime	21	31	47.62%	78	96	23.08%
Burglary	1	3	200.00%	6	8	33.33%
Fraud	6	8	33.33%	11	12	9.09%
Theft from MV	0	4	#DIV/0!	10	17	70.00%
UUMV	1	2	100.00%	4	5	25.00%
Theft	4	10	150.00%	25	34	36.00%
Vandalism	9	4	-55.56%	22	20	-9.09%
Selected Group B Offenses	March 23	March 24	% Chg	2023 YTD	2024 YTD	% Chg
Societal Crimes	23	11		62	39	-37.10%
DUII	7	3	-57.14%	15	10	-33.33%
Trespass	1	1	0.00%	6	6	0.00%
Disorderly Conduct	5	1	0.00%	11	3	-72.73%
Other Offenses	10	6	-40.00%	30	20	-33.33%
Calls for Service	March 23	March 24	% Chg	2023 YTD	2024 YTD	% Chg
Dispatched Calls	409	409	0.00%	1143	1231	7.70%
Self Initiated Calls	320	305	-4.69%	926	936	1.08%
Community Concerns						
Community Concerns						
Ordinances						
Community Outreach and Events						
Upcoming Events						
April - Child Abuse Prevention Month						

* Person Crime - Assault, Homicide, Robbery, Kidnap, Forcible/Non-Forcible Sex Offense

* Property Crimes - Arson, Bribery, Res Burglary, Bus Burglary, Oth Burglary, Forgery, Vandalism, Embezzle, Fraud, Theft, UUMV, Bad Check

* Societal Crimes - Drug Offense, Prostitution, Weapons, Curfew, DisCon, DUII, Family Offense, Liquor Laws, Peeping Tom, Trespass

* The data is National Incident Based Reporting System (NIBRS) compliant and not Uniform Crime Report (UCR) compliant and cannot be compared to any report using that standard.



Stayton PD Strategic Dashboard

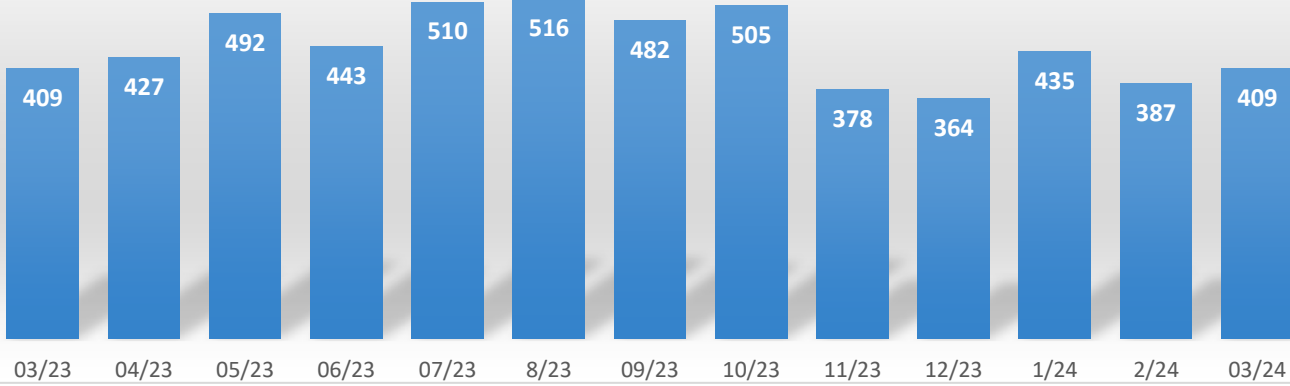
For March 2024

2022 Population Estimate 8400

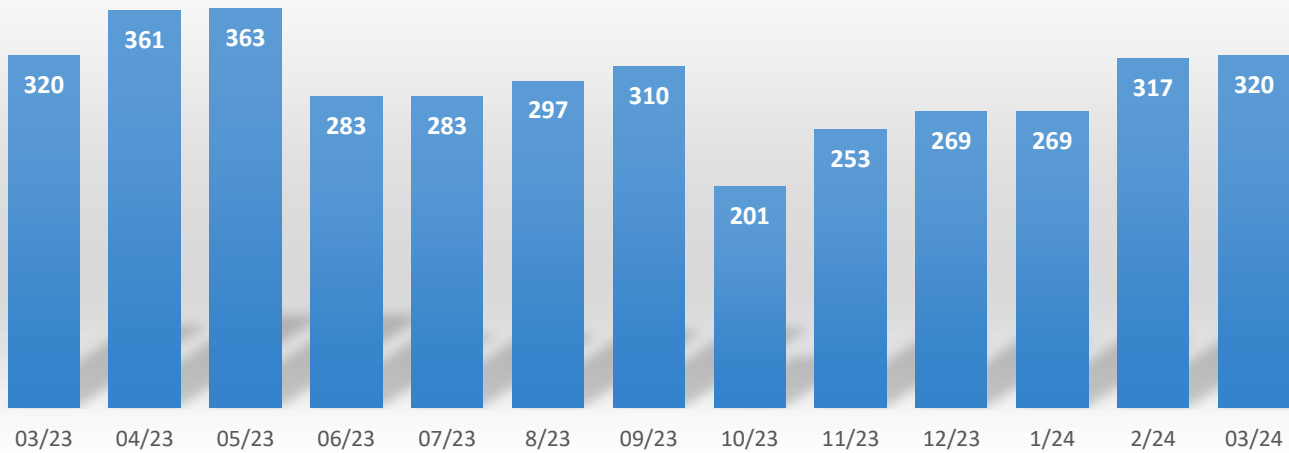
(Adopted Budget FY 2023-24)

Calls For Service - By Month

Dispatched Calls



Self Initiated Calls



Self Initiated = Area Checks, Foot Patrol, Follow Ups, FIR's, Traffic Stops



Stayton PD Strategic Dashboard

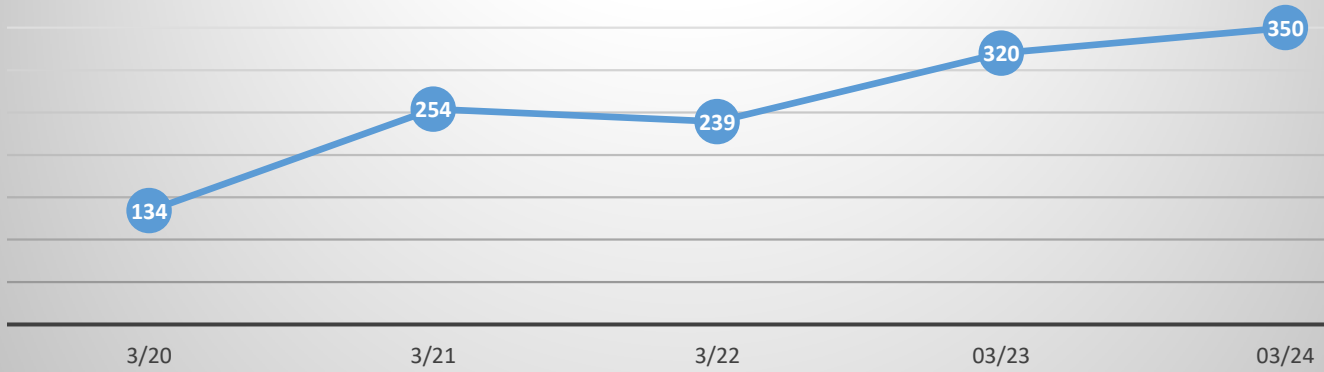
For March 2024

2022 Population Estimate 8400

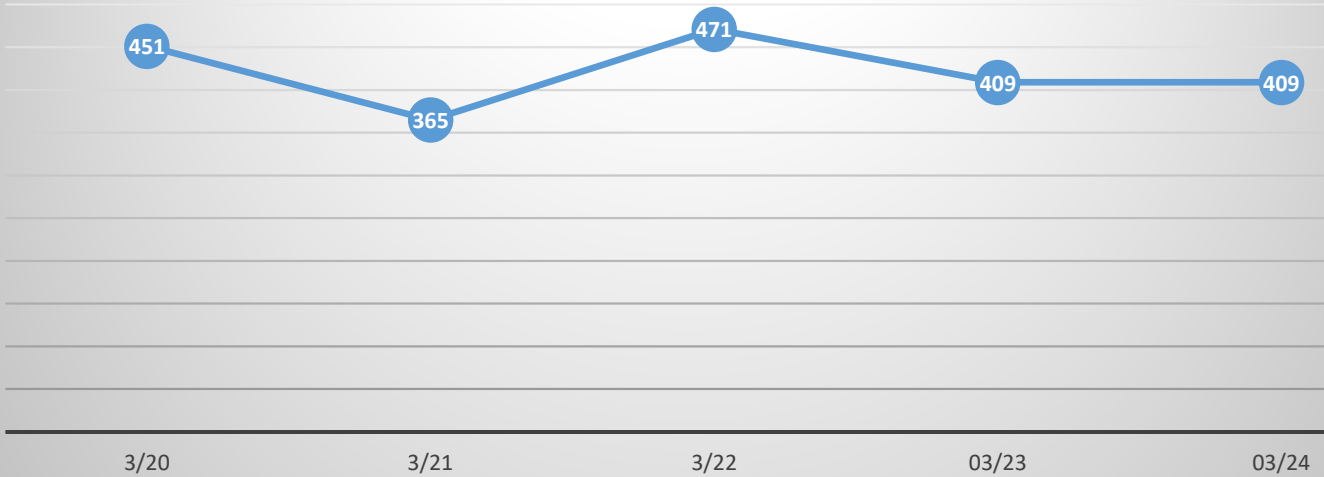
(Adopted Budget FY 2023-24)

Calls For Service - Year to Year Comparison

Self Initiated Calls



Dispatched Calls



CONSOLIDATED MONTHLY NIBRS REPORT

3/1/2024 - 3/31/2024

	CRIMES				CRIMES CLEARED			PERCENT CLEARED			PERSONS ARRESTED				
	3/1/24 to 3/31/24	1/1/24 to 3/31/24	1/1/23 to 3/31/23	% Change Yr to Yr	BY ARREST & EXCEPTION			3/1/24 to 3/31/24	1/1/24 to 3/31/24	1/1/23 to 3/31/23	3/1/24 to 3/31/24			1/1/24 to 3/31/24	1/1/23 to 3/31/23
					Juv	Adult	Total								
Person Crimes															
Aggravated Assaults	2	7	7	0.0%	1	4	7	50.0%	57.1%	100.0%	0	1	1	5	5
Homicide Offenses	0	0	0	NA	0	0	0	NA	NA	NA	0	0	0	0	0
<i>Murder & Nonnegligent Manslaughter</i>	0	0	0	NA	0	0	0	NA	NA	NA	0	0	0	0	0
<i>Negligent Manslaughter</i>	0	0	0	NA	0	0	0	NA	NA	NA	0	0	0	0	0
Human Trafficking	0	0	0	NA	0	0	0	NA	NA	NA	0	0	0	0	0
Kidnapping/Abduction	0	0	1	NA	0	0	1	NA	NA	100.0%	0	0	0	0	1
Other Assaults	4	10	15	-50.0%	4	6	11	100.0%	60.0%	73.3%	0	2	2	6	9
Rape	1	1	0	100.0%	0	0	0	NA	NA	NA	0	0	0	0	0
Sex Offenses	1	1	1	0.0%	0	0	0	NA	NA	NA	0	0	0	0	0
SUB-TOTALS	8	19	24	-26.3%	5	10	19	62.5%	52.6%	79.2%	0	3	3	11	15
Property Crimes															
Arson	0	0	1	NA	0	0	1	NA	NA	100.0%	0	0	0	0	1
Bad Checks	0	0	0	NA	0	0	0	NA	NA	NA	0	0	0	0	0
Bribery	0	0	0	NA	0	0	0	NA	NA	NA	0	0	0	0	0
Burglary/Breaking & Entering	3	8	6	25.0%	1	2	1	33.3%	25.0%	16.7%	0	1	1	2	1
Counterfeiting/Forgery	1	1	3	-200.0%	0	0	0	NA	NA	NA	0	0	0	0	0
Embezzlement	0	0	0	NA	0	0	0	NA	NA	NA	0	0	0	0	0
Extortion/Blackmail	0	1	0	100.0%	0	0	0	NA	NA	NA	0	0	0	0	0
Fraud Offenses	9	13	12	7.7%	0	0	3	NA	NA	25.0%	0	2	2	3	1
Larceny/Theft Offenses	14	51	35	31.4%	2	12	4	14.3%	23.5%	11.4%	0	2	2	13	2
<i>Pocket-picking</i>	0	0	0	NA	0	0	0	NA	NA	NA	0	0	0	0	0
<i>Purse-snatching</i>	0	0	0	NA	0	0	0	NA	NA	NA	0	0	0	0	0
<i>Shoplifting</i>	4	16	2	87.5%	2	8	2	50.0%	50.0%	100.0%	0	1	1	9	2
<i>Theft From Building</i>	1	1	11	- 1000.0%	0	0	1	NA	NA	9.1%	0	0	0	0	0
<i>Theft From Coin- Operated Machine or Device</i>	0	0	0	NA	0	0	0	NA	NA	NA	0	0	0	0	0

Theft From Motor Vehicle	4	17	10	41.2%	0	1	0	NA	5.9%	NA	0	0	0	0	0
Theft of Motor Vehicle Parts or Accessories	0	0	0	NA	0	0	0	NA	NA	NA	0	0	0	0	0
All Other Larceny	5	17	12	29.4%	0	3	1	NA	17.6%	8.3%	0	1	1	4	0
Motor Vehicle Theft	1	4	4	0.0%	0	1	1	NA	25.0%	25.0%	0	0	0	1	1
Robbery	0	0	3	NA	0	0	3	NA	NA	100.0%	0	0	0	0	2
Stolen Property Offenses	0	1	0	100.0%	0	1	0	NA	100.0%	NA	0	0	0	2	0
TMB	0	0	0	NA	0	0	0	NA	NA	NA	0	0	0	0	0
Vandalism	4	20	22	-10.0%	0	5	7	NA	25.0%	31.8%	0	0	0	5	6
SUB-TOTALS	32	99	86	13.1%	3	21	20	9.4%	21.2%	23.3%	0	5	5	26	14
Society Crimes															
All Other Offenses	6	20	31	-55.0%	0	2	11	NA	10.0%	35.5%	0	0	0	2	6
Animal Cruelty Offenses	0	0	0	NA	0	0	0	NA	NA	NA	0	0	0	0	0
Curfew/Loitering/Vagrancy	0	1	0	100.0%	0	1	0	NA	100.0%	NA	0	0	0	1	0
Disorderly Conduct	1	3	12	-300.0%	0	2	8	NA	66.7%	66.7%	0	0	0	3	7
Driving Under the Influence	3	10	15	-50.0%	3	10	15	100.0%	100.0%	100.0%	0	3	3	10	15
Drug/Narcotic Offenses	0	1	1	0.0%	0	1	1	NA	100.0%	100.0%	0	0	0	0	1
Drunkenness	0	0	0	NA	0	0	0	NA	NA	NA	0	0	0	0	0
Family Offenses, Nonviolent	0	0	1	NA	0	0	0	NA	NA	NA	0	0	0	1	0
Gambling Offenses	0	0	0	NA	0	0	0	NA	NA	NA	0	0	0	0	0
Intimidation	0	0	0	NA	0	0	0	NA	NA	NA	0	0	0	0	0
Liquor Law Violations	0	1	0	100.0%	0	1	0	NA	100.0%	NA	0	0	0	1	0
Peeping Tom	0	0	0	NA	0	0	0	NA	NA	NA	0	0	0	0	0
Pornography/Obscene Material	0	1	1	0.0%	0	0	0	NA	NA	NA	0	0	0	0	0
Prostitution Offenses	0	0	0	NA	0	0	0	NA	NA	NA	0	0	0	0	0
Stalking	0	0	0	NA	0	0	0	NA	NA	NA	0	0	0	0	0
Trespass of Real Property	1	6	6	0.0%	1	6	5	100.0%	100.0%	83.3%	0	1	1	8	4
Weapon Law Violations	0	1	2	-100.0%	0	1	1	NA	100.0%	50.0%	0	0	0	1	1
SUB-TOTALS	11	44	69	-56.8%	4	24	41	36.4%	54.5%	59.4%	0	4	4	27	34
Non-Reportable															
000	0	0	0	NA	0	0	0	NA	NA	NA	0	0	0	0	0
DUI-Alcohol	0	0	0	NA	0	0	0	NA	NA	NA	0	0	0	0	0
DUI-Alcohol and Drugs	0	0	0	NA	0	0	0	NA	NA	NA	0	0	0	0	0
DUI-Drugs	0	0	0	NA	0	0	0	NA	NA	NA	0	0	0	0	0
DUI-Unspecified	0	0	0	NA	0	0	0	NA	NA	NA	0	0	0	0	0
Justifiable Homicide	0	0	0	NA	0	0	0	NA	NA	NA	0	0	0	0	0
Justifiable Homicide	0	0	0	NA	0	0	0	NA	NA	NA	0	0	0	0	0
Non-Reportable	0	0	0	NA	0	0	0	NA	NA	NA	0	0	0	0	0

SUB-TOTALS	0	0	0	NA	0	0	0	NA	NA	NA	0	0	0	0	0
GRAND TOTALS	51	162	179	-10.5%	12	55	80	23.5%	52.6%	44.7%	0	12	12	64	63

MONTHLY TRAFFIC STATS

March 2024

Traffic Stops	157	Traffic Crimes	
		811.507	0 Using Cell Phone x 3
Traffic Cites Issued	42	811.140	0 Reckless Driving
Cited Violations	51	807.570	0 Fail to Carry & Present
		811.700	0 Fail to Perform Duties
Warnings Issued	115	813.010	2 DUII
Warning Violations	160	811.182	1 DWS Misdemeanor
Traffic Crime Arrests	3		