



# Stayton PD Strategic Dashboard

For February 2023

2022 Population Estimate 8400

(Adopted Budget FY 2022-23)

*Small numbers cause large percentage increases and decreases.*

Crime Snapshot						
Selected Group A Offenses	Feb 2022	Feb 2023	% Chg	2022 YTD	2023 YTD	% Chg
<b>Person Crime</b>	6	6	● 0.00%	11	12	● 9.09%
Assault	4	6	● 50.00%	8	12	● 50.00%
Sex Offenses	2	0	● -100.00%	4	0	● -100.00%
<b>Property Crime</b>	31	26	● -16.13%	68	57	● -16.18%
Burglary	1	4	● 300.00%	2	5	● 150.00%
Fraud	4	1	● -75.00%	7	5	● -28.57%
Theft from MV	9	7	● -22.22%	15	10	● -33.33%
UUMV	3	2	● -33.33%	11	3	● -72.73%
Theft	10	6	● -40.00%	18	21	● 16.67%
Vandalism	4	6	● 50.00%	15	13	● -13.33%
Selected Group B Offenses	Feb 2022	Feb 2023	% Chg	2022 YTD	2023 YTD	% Chg
<b>Societal Crimes</b>	30	24	● -20.00%	57	39	● -31.58%
DUII	5	6	● 20.00%	16	8	● -50.00%
Trespass	4	1	● -75.00%	6	5	● -16.67%
Disorderly Conduct	3	3	● 0.00%	6	6	● 0.00%
Other Offenses	18	14	● -22.22%	29	20	● -31.03%
Calls for Service	Feb 2022	Feb 2023	% Chg	2022 YTD	2023 YTD	% Chg
Dispatched Calls	394	356	● -9.64%	793	677	● -14.63%
Self Initiated Calls	204	284	● 39.22%	465	663	● 42.58%

## Community Concerns

### Community Concerns

Transient Issues

Traffic Issues

### Community Outreach and Events

### Upcoming Events

April - Child Abuse Month

\* Person Crime - Assault, Homicide, Robbery, Kidnap, Forcible/Non-Forcible Sex Offense

\* Property Crimes - Arson, Bribery, Res Burglary, Bus Burglary, Oth Burglary, Forgery, Vandalism, Embezzle, Fraud, Theft, UUMV, Bad Check

\* Societal Crimes - Drug Offense, Prostitution, Weapons, Curfew, DisCon, DUII, Family Offense, Liquor Laws, Peeping Tom, Trespass

\* The data is National Incident Based Reporting System (NIBRS) compliant and not Uniform Crime Report (UCR) compliant and cannot be compared to any report using that standard.



# Stayton PD Strategic Dashboard

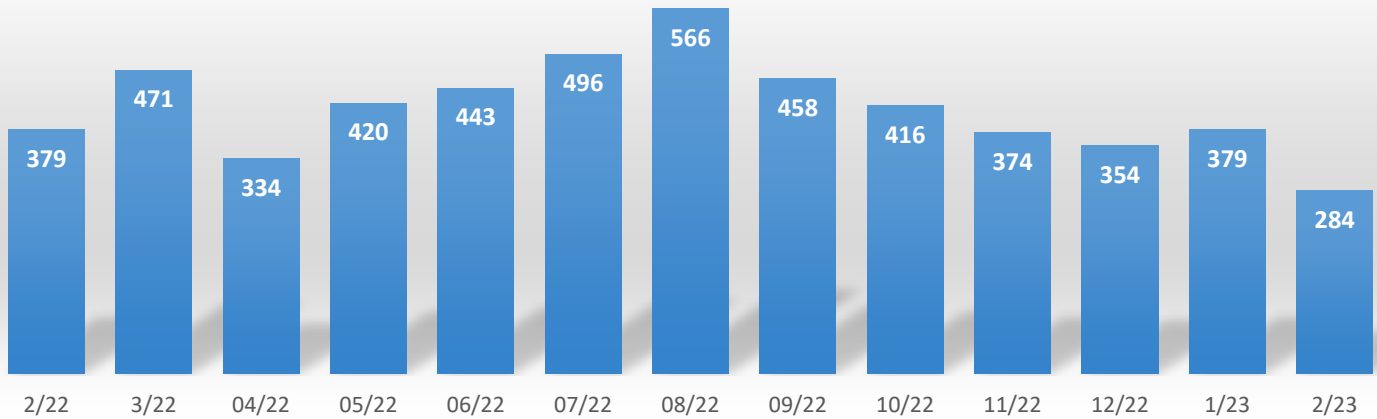
For February 2023

2022 Population Estimate 8400

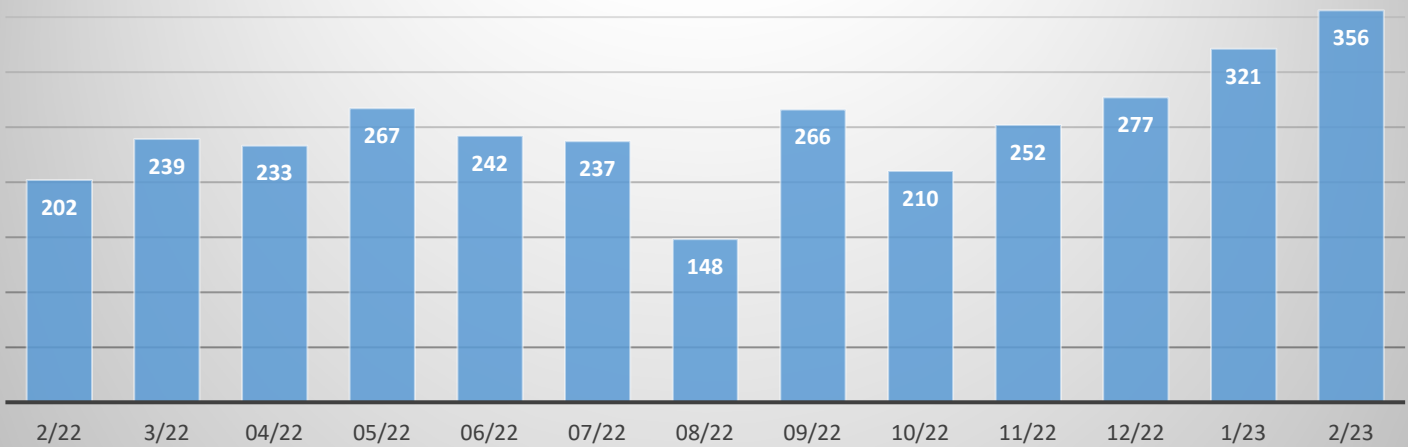
(Adopted Budget FY 2022-23)

## Calls For Service - By Month

### Dispatched Calls



### Self Initiated Calls



Self Initiated = Area Checks, Foot Patrol, Follow Ups, FIR's, Traffic Stops



# Stayton PD Strategic Dashboard

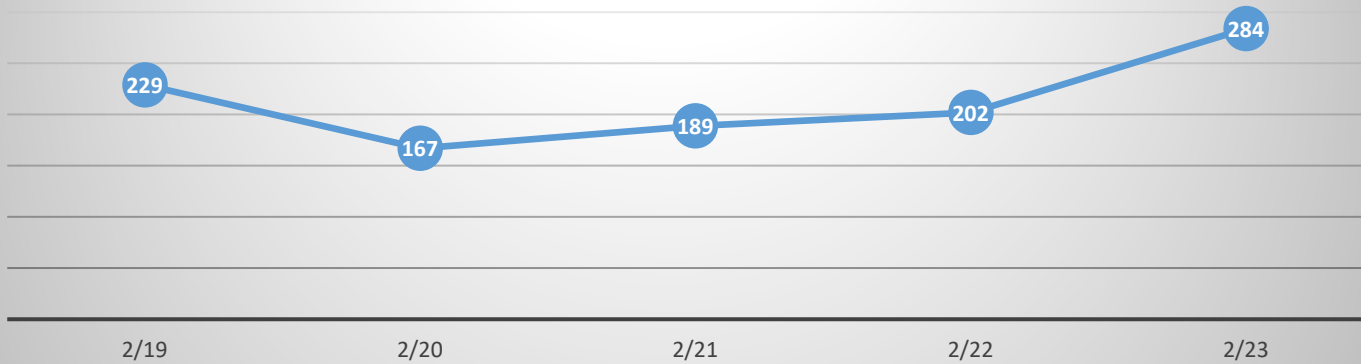
For February 2023

2022 Population Estimate 8400

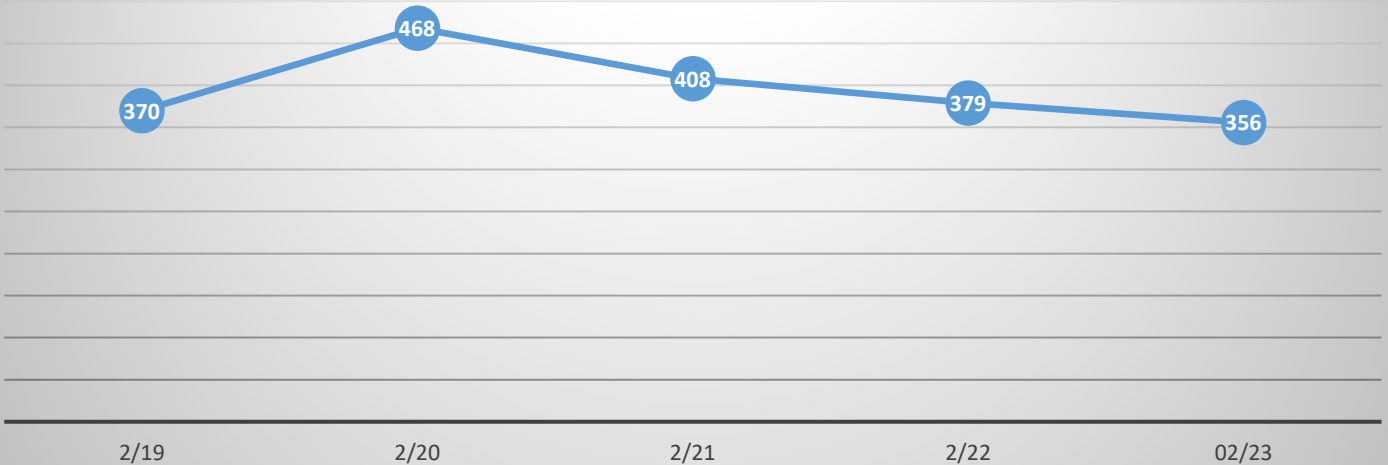
(Adopted Budget FY 2022-23)

## Calls For Service - By Month

### Self Initiated Calls



### Dispatched Calls



MONTHLY TRAFFIC STATS  
February 2023

Traffic Stops	110	Traffic Crimes	
		811.507	0 Using Cell Phone x 3
Traffic Cites Issued	54	811.140	0 Reckless Driving
Cited Violations	80	807.570	0 Fail to Carry & Present
		811.700	3 Fail to Perform Duties
Warnings Issued	68	813.010	6 DUII
Warning Violations	95	811.182	1 DWS Misdemeanor
Traffic Crime Arrests	10		

# CONSOLIDATED MONTHLY NIBRS REPORT

**2/1/2023 - 2/28/2023**

	CRIMES				CRIMES CLEARED			PERCENT CLEARED			PERSONS ARRESTED			1/1/23 to 2/28/23	1/1/22 to 2/28/22
	2/1/23 to 2/28/23	1/1/23 to 2/28/23	1/1/22 to 2/28/22	% Change Yr to Yr	BY ARREST & EXCEPTION						2/1/23 to 2/28/23				
					2/1/23 to 2/28/23	1/1/23 to 2/28/23	1/1/22 to 2/28/22	2/1/23 to 2/28/23	1/1/23 to 2/28/23	1/1/22 to 2/28/22	Juv	Adult	Total		
<b>Person Crimes</b>															
Aggravated Assaults	2	4	2	50.0%	2	4	2	100.0%	100.0%	100.0%	0	2	2	3	2
Homicide Offenses	0	0	0	NA	0	0	0	NA	NA	NA	0	0	0	0	0
<i>Murder &amp; Nonnegligent     Manslaughter</i>	0	0	0	NA	0	0	0	NA	NA	NA	0	0	0	0	0
<i>Negligent Manslaughter</i>	0	0	0	NA	0	0	0	NA	NA	NA	0	0	0	0	0
Human Trafficking	0	0	0	NA	0	0	0	NA	NA	NA	0	0	0	0	0
Kidnapping/Abduction	1	1	0	100.0%	1	1	0	100.0%	100.0%	NA	0	1	1	1	0
Other Assaults	4	9	6	33.3%	4	5	3	100.0%	55.6%	50.0%	1	2	3	4	2
Rape	0	0	0	NA	0	0	0	NA	NA	NA	0	0	0	0	0
Sex Offenses	0	0	4	NA	0	0	1	NA	NA	25.0%	0	0	0	0	0
<b>SUB-TOTALS</b>	<b>7</b>	<b>14</b>	<b>12</b>	<b>14.3%</b>	<b>7</b>	<b>10</b>	<b>6</b>	<b>100.0%</b>	<b>71.4%</b>	<b>50.0%</b>	<b>1</b>	<b>5</b>	<b>6</b>	<b>8</b>	<b>4</b>
<b>Property Crimes</b>															
Arson	0	0	0	NA	0	0	0	NA	NA	NA	0	0	0	0	0
Bad Checks	0	0	0	NA	0	0	0	NA	NA	NA	0	0	0	0	0
Bribery	0	0	0	NA	0	0	0	NA	NA	NA	0	0	0	0	0
Burglary/Breaking & Entering	4	5	2	60.0%	1	1	0	25.0%	20.0%	NA	0	0	0	1	0
Counterfeiting/Forgery	1	2	1	50.0%	0	0	0	NA	NA	NA	0	0	0	0	0
Embezzlement	0	0	0	NA	0	0	0	NA	NA	NA	0	0	0	0	0
Extortion/Blackmail	0	0	0	NA	0	0	0	NA	NA	NA	0	0	0	0	0
Fraud Offenses	1	5	8	-60.0%	0	0	4	NA	NA	50.0%	0	0	0	0	2
Larceny/Theft Offenses	13	31	33	-6.5%	0	2	6	NA	6.5%	18.2%	0	0	0	2	4
<i>Pocket-picking</i>	0	0	0	NA	0	0	0	NA	NA	NA	0	0	0	0	0
<i>Purse-snatching</i>	0	0	0	NA	0	0	0	NA	NA	NA	0	0	0	0	0
<i>Shoplifting</i>	0	2	2	0.0%	0	2	2	NA	100.0%	100.0%	0	0	0	2	3
<i>Theft From Building</i>	4	8	0	100.0%	0	0	0	NA	NA	NA	0	0	0	0	0
<i>Theft From Coin-     Operated Machine or     Device</i>	0	0	0	NA	0	0	0	NA	NA	NA	0	0	0	0	0

Theft From Motor Vehicle	7	10	15	-50.0%	0	0	0	NA	NA	NA	0	0	0	0	0
Theft of Motor Vehicle Parts or Accessories	0	0	2	NA	0	0	0	NA	NA	NA	0	0	0	0	0
All Other Larceny	2	11	14	-27.3%	0	0	4	NA	NA	28.6%	0	0	0	0	1
Motor Vehicle Theft	2	3	11	-266.7%	1	1	2	50.0%	33.3%	18.2%	0	1	1	1	2
Robbery	1	1	0	100.0%	1	1	0	100.0%	100.0%	NA	0	1	1	1	0
Stolen Property Offenses	0	0	0	NA	0	0	0	NA	NA	NA	0	0	0	0	0
Vandalism	6	13	14	-7.7%	1	2	3	16.7%	15.4%	21.4%	0	1	1	2	2
<b>SUB-TOTALS</b>	<b>28</b>	<b>60</b>	<b>69</b>	<b>-15.0%</b>	<b>4</b>	<b>7</b>	<b>15</b>	<b>14.3%</b>	<b>11.7%</b>	<b>21.7%</b>	<b>0</b>	<b>3</b>	<b>3</b>	<b>7</b>	<b>10</b>
<b>Society Crimes</b>															
All Other Offenses	14	21	29	-38.1%	3	5	6	21.4%	23.8%	20.7%	0	3	3	4	6
Animal Cruelty Offenses	0	0	2	NA	0	0	0	NA	NA	NA	0	0	0	0	0
Curfew/Loitering/Vagrancy	0	0	0	NA	0	0	0	NA	NA	NA	0	0	0	0	0
Disorderly Conduct	3	6	6	0.0%	1	3	4	33.3%	50.0%	66.7%	0	1	1	3	4
Driving Under the Influence	6	8	16	-100.0%	6	8	15	100.0%	100.0%	93.8%	0	6	6	8	15
Drug/Narcotic Offenses	0	0	2	NA	0	0	2	NA	NA	100.0%	0	0	0	0	2
Drunkenness	0	0	0	NA	0	0	0	NA	NA	NA	0	0	0	0	0
Family Offenses, Nonviolent	1	1	1	0.0%	0	0	1	NA	NA	100.0%	0	0	0	0	1
Gambling Offenses	0	0	0	NA	0	0	0	NA	NA	NA	0	0	0	0	0
Intimidation	0	0	0	NA	0	0	0	NA	NA	NA	0	0	0	0	0
Liquor Law Violations	0	0	2	NA	0	0	2	NA	NA	100.0%	0	0	0	0	4
Peeping Tom	0	0	0	NA	0	0	0	NA	NA	NA	0	0	0	0	0
Pornography/Obscene Material	0	0	1	NA	0	0	0	NA	NA	NA	0	0	0	0	0
Prostitution Offenses	0	0	0	NA	0	0	0	NA	NA	NA	0	0	0	0	0
Stalking	0	0	0	NA	0	0	0	NA	NA	NA	0	0	0	0	0
Trespass of Real Property	1	5	6	-20.0%	1	4	6	100.0%	80.0%	100.0%	0	1	1	4	4
Weapon Law Violations	2	2	2	0.0%	1	1	2	50.0%	50.0%	100.0%	0	1	1	1	2
<b>SUB-TOTALS</b>	<b>27</b>	<b>43</b>	<b>67</b>	<b>-55.8%</b>	<b>12</b>	<b>21</b>	<b>38</b>	<b>44.4%</b>	<b>48.8%</b>	<b>56.7%</b>	<b>0</b>	<b>12</b>	<b>12</b>	<b>20</b>	<b>38</b>
<b>Non-Reportable</b>															
000	0	0	0	NA	0	0	0	NA	NA	NA	0	0	0	0	0
DUI-Alcohol	0	0	0	NA	0	0	0	NA	NA	NA	0	0	0	0	0
DUI-Alcohol and Drugs	0	0	0	NA	0	0	0	NA	NA	NA	0	0	0	0	0
DUI-Drugs	0	0	0	NA	0	0	0	NA	NA	NA	0	0	0	0	0
DUI-Unspecified	0	0	0	NA	0	0	0	NA	NA	NA	0	0	0	0	0
Justifiable Homicide	0	0	0	NA	0	0	0	NA	NA	NA	0	0	0	0	0
Justifiable Homicide	0	0	0	NA	0	0	0	NA	NA	NA	0	0	0	0	0
Non-Reportable	0	0	0	NA	0	0	0	NA	NA	NA	0	0	0	0	0
<b>SUB-TOTALS</b>	<b>0</b>	<b>0</b>	<b>0</b>	<b>NA</b>	<b>0</b>	<b>0</b>	<b>0</b>	<b>NA</b>	<b>NA</b>	<b>NA</b>	<b>0</b>	<b>0</b>	<b>0</b>	<b>0</b>	<b>0</b>

<b>GRAND TOTALS</b>	<b>62</b>	<b>117</b>	<b>148</b>	<b>-26.5%</b>	<b>23</b>	<b>38</b>	<b>59</b>	<b>37.1%</b>	<b>71.4%</b>	<b>39.9%</b>	<b>1</b>	<b>20</b>	<b>21</b>	<b>35</b>	<b>52</b>
---------------------	-----------	------------	------------	---------------	-----------	-----------	-----------	--------------	--------------	--------------	----------	-----------	-----------	-----------	-----------