



Stayton PD Strategic Dashboard

For September 2023

2022 Population Estimate 8400

(Adopted Budget FY 2023-24)

Small numbers cause large percentage increases and decreases.

Crime Snapshot						
Selected Group A Offenses	Sept 2022	Sept 2023	% Chg	2022 YTD	2023 YTD	% Chg
Person Crime	3	6	● 100.00%	57	59	● 3.51%
Assault	3	5	● 66.67%	42	45	● 7.14%
Sex Offenses	0	1	● 100.00%	5	7	● 40.00%
Property Crime	33	25	● -24.24%	272	250	● -8.09%
Burglary	1	0	● -100.00%	8	15	● 87.50%
Fraud	5	1	● -80.00%	21	30	● 42.86%
Theft from MV	4	3	● -25.00%	33	29	● -12.12%
UUMV	5	2	● -60.00%	29	12	● -58.62%
Theft	17	11	● -35.29%	69	59	● -14.49%
Vandalism	2	8	● 300.00%	46	46	● 0.00%
Selected Group B Offenses	Sept 2022	Sept 2023	% Chg	2022 YTD	2023 YTD	% Chg
Societal Crimes	12	16	● 33.33%	165	153	● -7.27%
DUII	2	3	● 50.00%	55	30	● -45.45%
Trespass	1	4	● 300.00%	13	14	● 7.69%
Disorderly Conduct	2	2	● 0.00%	28	21	● -25.00%
Other Offenses	7	7	● 0.00%	51	54	● 5.88%
Calls for Service	Sept 2022	Sept 2023	% Chg	2022 YTD	2023 YTD	% Chg
Dispatched Calls	724	792	● 9.39%	3645	3771	● 3.46%
Self Initiated Calls	264	310	● 17.42%	1701	2517	● 47.97%

Community Concerns

Community Concerns

Transient Issues
Ordinance Issues

Community Outreach and Events

Domestic Violence Month
Breast Cancer Awareness Month

Upcoming Events

Halloween

* Person Crime - Assault, Homicide, Robbery, Kidnap, Forcible/Non-Forcible Sex Offense

* Property Crimes - Arson, Bribery, Res Burglary, Bus Burglary, Oth Burglary, Forgery, Vandalism, Embezzle, Fraud, Theft, UUMV, Bad Check

* Societal Crimes - Drug Offense, Prostitution, Weapons, Curfew, DisCon, DUII, Family Offense, Liquor Laws, Peeping Tom, Trespass

* The data is National Incident Based Reporting System (NIBRS) compliant and not Uniform Crime Report (UCR) compliant and cannot be compared to any report using that standard.



Stayton PD Strategic Dashboard

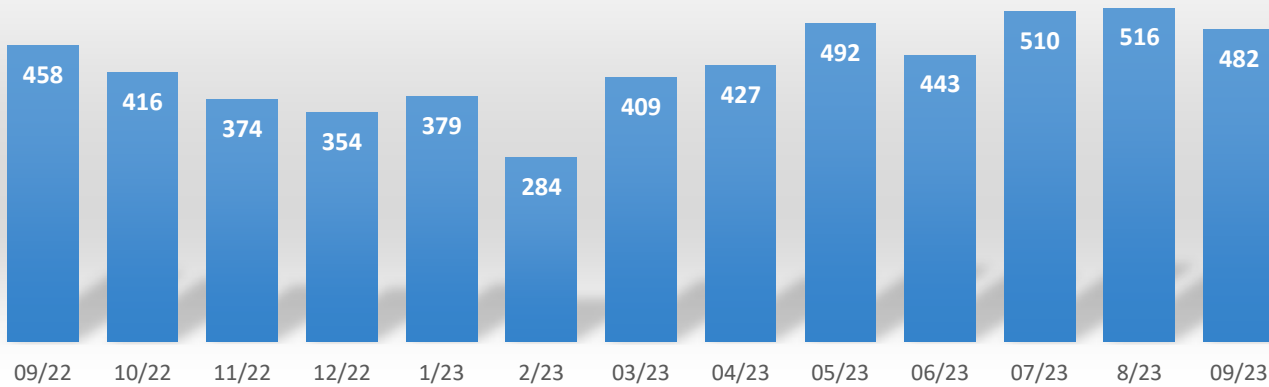
For September 2023

2022 Population Estimate 8400

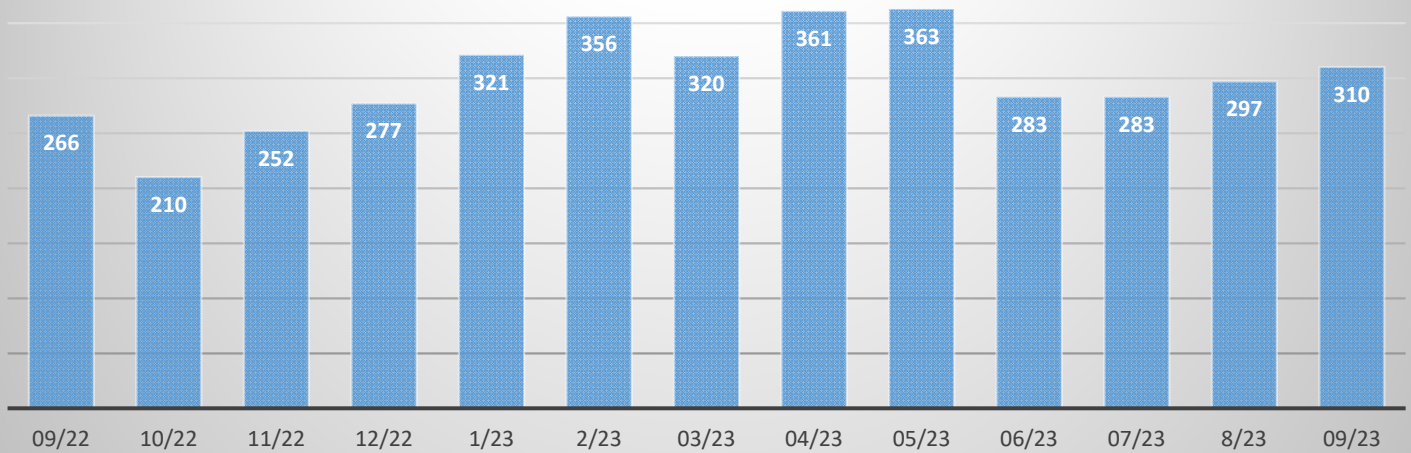
(Adopted Budget FY 2023-24)

Calls For Service - By Month

Dispatched Calls



Self Initiated Calls



Self Initiated = Area Checks, Foot Patrol, Follow Ups, FIR's, Traffic Stops



Stayton PD Strategic Dashboard

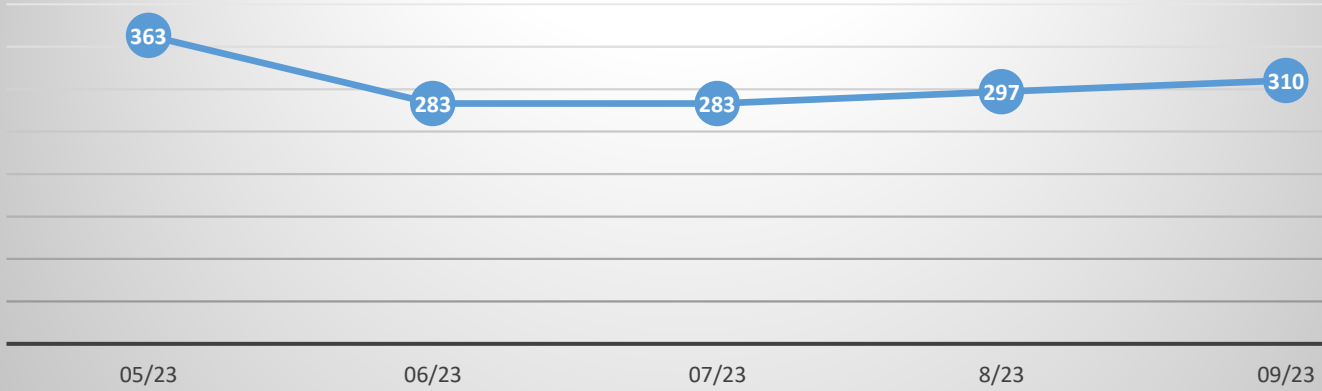
For September 2023

2022 Population Estimate 8400

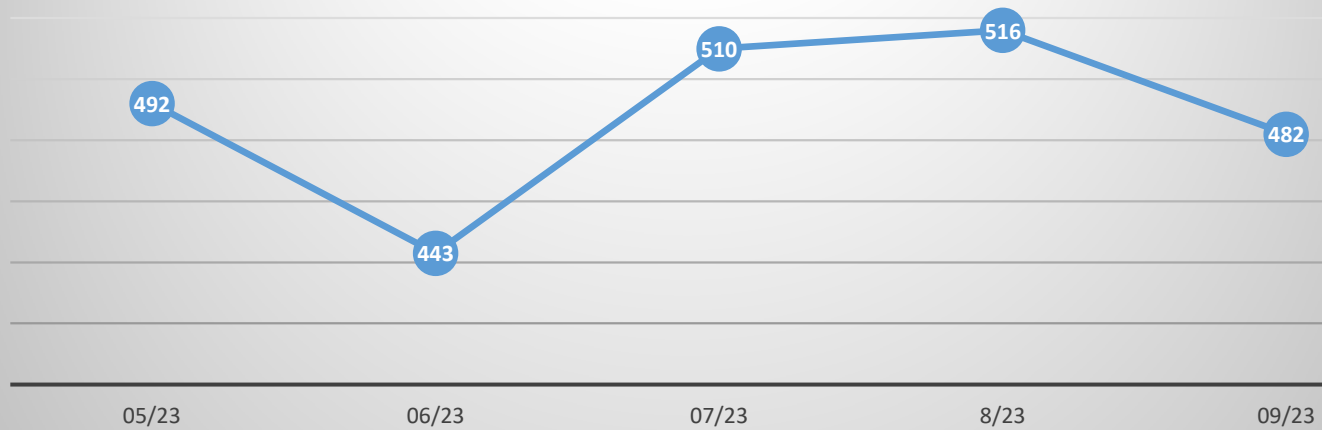
(Adopted Budget FY 2023-24)

Calls For Service - By Month

Self Initiated Calls



Dispatched Calls



MONTHLY TRAFFIC STATS
September 2023

Traffic Stops	119	Traffic Crimes		
		811.507	0	Using Cell Phone x 3
Traffic Cites Issued	32	811.140	1	Reckless Driving
Cited Violations	40	807.570	0	Fail to Carry & Present
		811.700	8	Fail to Perform Duties
Warnings Issued	87	813.010	3	DUII
Warning Violations	116	811.182	0	DWS Misdemeanor
Traffic Crime Arrests	10			

CONSOLIDATED MONTHLY NIBRS REPORT

9/1/2023 - 9/30/2023

	CRIMES				CRIMES CLEARED			PERCENT CLEARED			PERSONS ARRESTED			1/1/23 to 9/30/23	1/1/22 to 9/30/22
	9/1/23 to 9/30/23	1/1/23 to 9/30/23	1/1/22 to 9/30/22	% Change Yr to Yr	BY ARREST & EXCEPTION						9/1/23 to 9/30/23				
					9/1/23 to 9/30/23	1/1/23 to 9/30/23	1/1/22 to 9/30/22	9/1/23 to 9/30/23	1/1/23 to 9/30/23	1/1/22 to 9/30/22	Juv	Adult	Total		
Person Crimes															
Aggravated Assaults	0	14	19	-35.7%	0	12	15	NA	85.7%	78.9%	0	0	0	10	14
Homicide Offenses	0	0	0	NA	0	0	0	NA	NA	NA	0	0	0	0	0
<i>Murder & Nonnegligent Manslaughter</i>	0	0	0	NA	0	0	0	NA	NA	NA	0	0	0	0	0
<i>Negligent Manslaughter</i>	0	0	0	NA	0	0	0	NA	NA	NA	0	0	0	0	0
Human Trafficking	0	0	0	NA	0	0	0	NA	NA	NA	0	0	0	0	0
Kidnapping/Abduction	0	2	1	50.0%	0	1	1	NA	50.0%	100.0%	0	0	0	1	1
Other Assaults	5	43	38	11.6%	5	29	19	100.0%	67.4%	50.0%	0	4	4	27	18
Rape	0	1	2	-100.0%	0	0	0	NA	NA	NA	0	0	0	0	0
Sex Offenses	1	7	6	14.3%	0	2	1	NA	28.6%	16.7%	0	0	0	1	1
SUB-TOTALS	6	67	66	1.5%	5	44	36	83.3%	65.7%	54.5%	0	4	4	39	34
Property Crimes															
Arson	0	1	1	0.0%	0	1	1	NA	100.0%	100.0%	0	0	0	1	1
Bad Checks	0	0	0	NA	0	0	0	NA	NA	NA	0	0	0	0	0
Bribery	0	0	0	NA	0	0	0	NA	NA	NA	0	0	0	0	0
Burglary/Breaking & Entering	0	18	10	44.4%	0	1	3	NA	5.6%	30.0%	0	0	0	1	4
Counterfeiting/Forgery	2	10	8	20.0%	2	3	4	100.0%	30.0%	50.0%	0	1	1	1	4
Embezzlement	0	0	0	NA	0	0	0	NA	NA	NA	0	0	0	0	0
Extortion/Blackmail	0	1	0	100.0%	0	0	0	NA	NA	NA	0	0	0	0	0
Fraud Offenses	1	42	34	19.0%	1	8	11	100.0%	19.0%	32.4%	0	1	1	4	8
Larceny/Theft Offenses	14	121	134	-10.7%	1	17	30	7.1%	14.0%	22.4%	0	3	3	11	29
<i>Pocket-picking</i>	0	0	0	NA	0	0	0	NA	NA	NA	0	0	0	0	0
<i>Purse-snatching</i>	0	0	0	NA	0	0	0	NA	NA	NA	0	0	0	0	0
<i>Shoplifting</i>	5	17	19	-11.8%	0	6	11	NA	35.3%	57.9%	0	2	2	5	13
<i>Theft From Building</i>	0	21	8	61.9%	0	1	3	NA	4.8%	37.5%	0	0	0	1	3
<i>Theft From Coin- Operated Machine or Device</i>	0	0	0	NA	0	0	0	NA	NA	NA	0	0	0	0	0

Theft From Motor Vehicle	3	34	43	-26.5%	0	2	2	NA	5.9%	4.7%	0	0	0	0	2
Theft of Motor Vehicle Parts or Accessories	0	0	3	NA	0	0	0	NA	NA	NA	0	0	0	0	0
All Other Larceny	6	49	61	-24.5%	1	8	14	16.7%	16.3%	23.0%	0	1	1	5	11
Motor Vehicle Theft	2	16	34	-112.5%	1	3	5	50.0%	18.8%	14.7%	0	2	2	4	7
Robbery	0	4	0	100.0%	0	4	0	NA	100.0%	NA	0	0	0	4	0
Stolen Property Offenses	1	1	2	-100.0%	1	1	2	100.0%	100.0%	100.0%	0	1	1	1	2
TMB	0	0	0	NA	0	0	0	NA	NA	NA	0	0	0	0	0
Vandalism	8	58	55	5.2%	4	16	18	50.0%	27.6%	32.7%	0	4	4	16	16
SUB-TOTALS	28	272	278	-2.2%	10	54	74	35.7%	19.9%	26.6%	0	12	12	43	71

Society Crimes

All Other Offenses	7	75	69	8.0%	0	25	20	NA	33.3%	29.0%	0	0	0	20	20
Animal Cruelty Offenses	0	2	2	0.0%	0	1	0	NA	50.0%	NA	0	0	0	1	0
Curfew/Loitering/Vagrancy	0	0	1	NA	0	0	1	NA	NA	100.0%	0	0	0	0	2
Disorderly Conduct	2	26	29	-11.5%	1	14	21	50.0%	53.8%	72.4%	0	1	1	12	20
Driving Under the Influence	3	37	58	-56.8%	3	37	56	100.0%	100.0%	96.6%	0	3	3	37	56
Drug/Narcotic Offenses	0	5	5	0.0%	0	5	5	NA	100.0%	100.0%	0	0	0	5	4
Drunkenness	0	0	0	NA	0	0	0	NA	NA	NA	0	0	0	0	0
Family Offenses, Nonviolent	0	3	3	0.0%	0	0	2	NA	NA	66.7%	0	0	0	0	2
Gambling Offenses	0	0	0	NA	0	0	0	NA	NA	NA	0	0	0	0	0
Intimidation	0	0	0	NA	0	0	0	NA	NA	NA	0	0	0	0	0
Liquor Law Violations	0	2	2	0.0%	0	1	2	NA	50.0%	100.0%	0	0	0	1	4
Peeping Tom	0	0	0	NA	0	0	0	NA	NA	NA	0	0	0	0	0
Pornography/Obscene Material	0	2	2	0.0%	0	0	0	NA	NA	NA	0	0	0	0	0
Prostitution Offenses	0	1	0	100.0%	0	0	0	NA	NA	NA	0	0	0	0	0
Stalking	0	0	0	NA	0	0	0	NA	NA	NA	0	0	0	0	0
Trespass of Real Property	4	22	14	36.4%	4	17	14	100.0%	77.3%	100.0%	0	2	2	16	13
Weapon Law Violations	1	7	3	57.1%	1	6	3	100.0%	85.7%	100.0%	1	0	1	6	3
SUB-TOTALS	17	182	188	-3.3%	9	106	124	52.9%	58.2%	66.0%	1	6	7	98	124

Non-Reportable

000	0	0	0	NA	0	0	0	NA	NA	NA	0	0	0	0	0
DUI-Alcohol	0	0	0	NA	0	0	0	NA	NA	NA	0	0	0	0	0
DUI-Alcohol and Drugs	0	0	0	NA	0	0	0	NA	NA	NA	0	0	0	0	0
DUI-Drugs	0	0	0	NA	0	0	0	NA	NA	NA	0	0	0	0	0
DUI-Unspecified	0	0	0	NA	0	0	0	NA	NA	NA	0	0	0	0	0
Justifiable Homicide	0	0	0	NA	0	0	0	NA	NA	NA	0	0	0	0	0
Justifiable Homicide	0	0	0	NA	0	0	0	NA	NA	NA	0	0	0	0	0
Non-Reportable	0	0	0	NA	0	0	0	NA	NA	NA	0	0	0	0	0

SUB-TOTALS	0	0	0	NA	0	0	0	NA	NA	NA	0	0	0	0	0
GRAND TOTALS	51	521	532	-2.1%	24	204	234	47.1%	65.7%	44.0%	1	22	23	180	229