



Stayton PD Strategic Dashboard

For February 2024

2022 Population Estimate 8400

(Adopted Budget FY 2023-24)

Small numbers cause large percentage increases and decreases.

Crime Snapshot						
Selected Group A Offenses	Feb 23	Feb 24	% Chg	2023 YTD	2024 YTD	% Chg
Person Crime	6	7	● 16.67%	12	11	● -8.33%
Assault	6	7	● 16.67%	12	11	● -8.33%
Sex Offenses	0	0	#DIV/0!	0	0	#DIV/0!
Property Crime	26	28	● 7.69%	57	65	● 14.04%
Burglary	4	2	● -50.00%	5	5	● 0.00%
Fraud	1	2	● 100.00%	5	4	● -20.00%
Theft from MV	7	4	● -42.86%	10	13	● 30.00%
UUMV	2	1	● -50.00%	3	3	● 0.00%
Theft	6	10	● 66.67%	21	24	● 14.29%
Vandalism	6	9	● 50.00%	13	16	● 23.08%
Selected Group B Offenses	Feb 23	Feb 24	% Chg	2023 YTD	2024 YTD	% Chg
Societal Crimes	24	14		39	28	● -28.21%
DUII	6	5	● -16.67%	8	7	● -12.50%
Trespass	1	4	● 300.00%	5	5	● 0.00%
Disorderly Conduct	3	2	● 0.00%	6	2	● -66.67%
Other Offenses	14	3	● -78.57%	20	14	● -30.00%
Calls for Service	Feb 23	Feb 24	% Chg	2023 YTD	2024 YTD	% Chg
Dispatched Calls	356	387	● 8.71%	734	822	● 11.99%
Self Initiated Calls	284	317	● 11.62%	606	586	● -3.30%
Community Concerns						
Community Concerns						
Ordinances						
Community Outreach and Events			Upcoming Events			

* Person Crime - Assault, Homicide, Robbery, Kidnap, Forcible/Non-Forcible Sex Offense

* Property Crimes - Arson, Bribery, Res Burglary, Bus Burglary, Oth Burglary, Forgery, Vandalism, Embezzle, Fraud, Theft, UUMV, Bad Check

* Societal Crimes - Drug Offense, Prostitution, Weapons, Curfew, DisCon, DUII, Family Offense, Liqour Laws, Peeping Tom, Trespass

* The data is National Incident Based Reporting System (NIBRS) compliant and not Uniform Crime Report (UCR) compliant

and cannot be compared to any report using that standard.



Stayton PD Strategic Dashboard

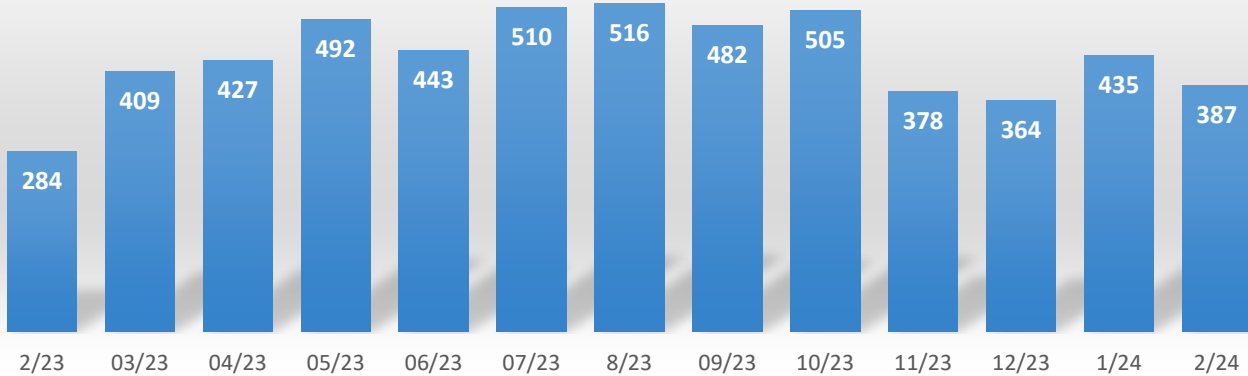
For February 2024

2022 Population Estimate 8400

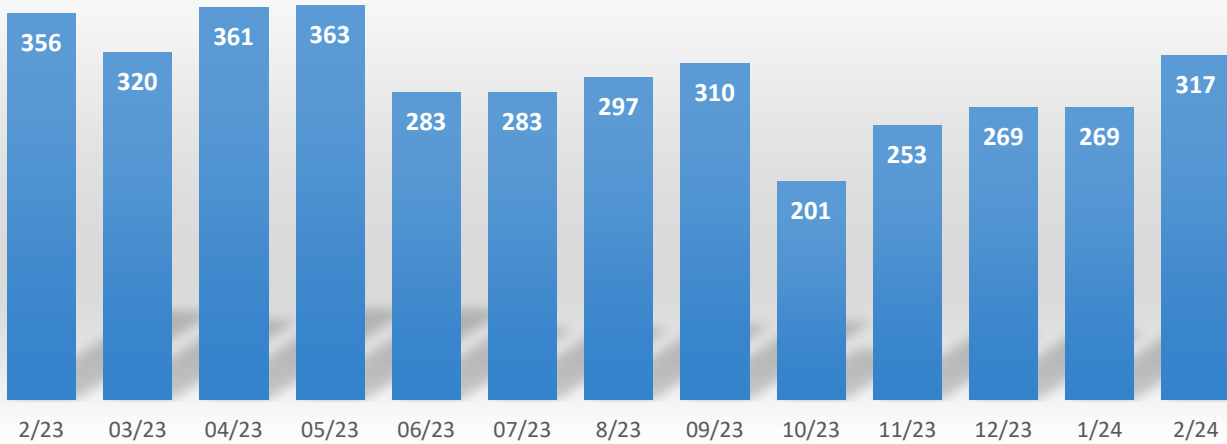
(Adopted Budget FY 2023-24)

Calls For Service - By Month

Dispatched Calls



Self Initiated Calls



Self Initiated = Area Checks, Foot Patrol, Follow Ups, FIR's, Traffic Stops



Stayton PD Strategic Dashboard

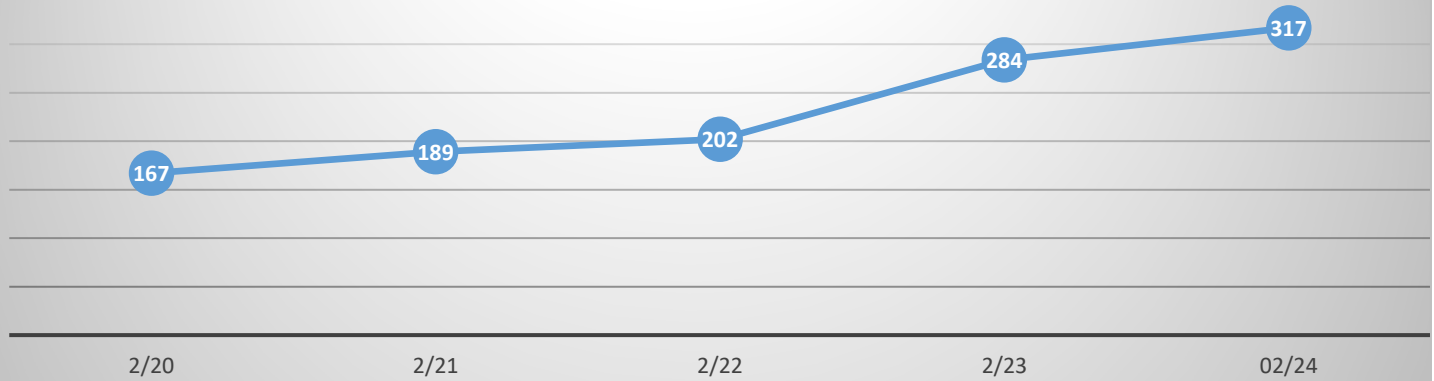
For February 2024

2022 Population Estimate 8400

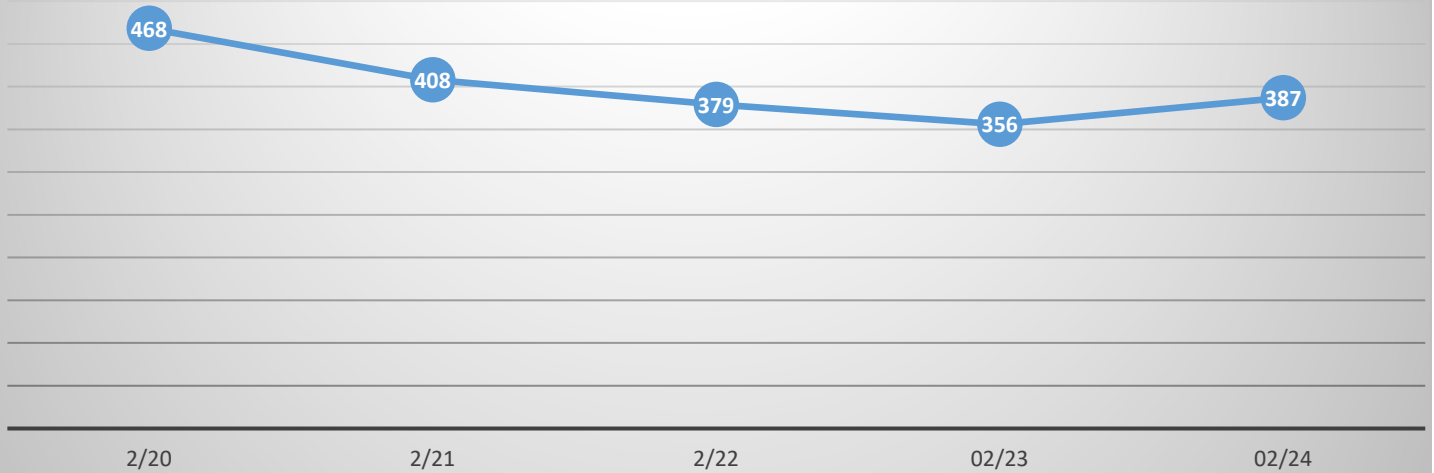
(Adopted Budget FY 2023-24)

Calls For Service - Year to Year Comparison

Self Initiated Calls



Dispatched Calls



MONTHLY TRAFFIC STATS

February 2024

Traffic Stops	134	Traffic Crimes	
		811.507	0 Using Cell Phone x 3
Traffic Cites Issued	50	811.140	0 Reckless Driving
Cited Violations	70	807.570	0 Fail to Carry & Present
		811.700	0 Fail to Perform Duties
Warnings Issued	84	813.010	5 DUII
Warning Violations	135	811.182	1 DWS Misdemeanor
Traffic Crime Arrests	6		

CONSOLIDATED MONTHLY NIBRS REPORT

2/1/2024 - 2/29/2024

	CRIMES				CRIMES CLEARED			PERCENT CLEARED			PERSONS ARRESTED			1/1/24 to 2/29/24	1/1/23 to 2/28/23
	2/1/24 to 2/29/24	1/1/24 to 2/29/24	1/1/23 to 2/28/23	% Change Yr to Yr	BY ARREST & EXCEPTION						2/1/24 to 2/29/24	1/1/24 to 2/29/24	1/1/23 to 2/28/23		
					2/1/24 to 2/29/24	1/1/24 to 2/29/24	1/1/23 to 2/28/23	2/1/24 to 2/29/24	1/1/24 to 2/29/24	1/1/23 to 2/28/23					
Person Crimes															
Aggravated Assaults	5	6	4	33.3%	4	4	4	80.0%	66.7%	100.0%	0	3	3	4	3
Homicide Offenses	0	0	0	NA	0	0	0	NA	NA	NA	0	0	0	0	0
<i>Murder & Nonnegligent Manslaughter</i>	0	0	0	NA	0	0	0	NA	NA	NA	0	0	0	0	0
<i>Negligent Manslaughter</i>	0	0	0	NA	0	0	0	NA	NA	NA	0	0	0	0	0
Human Trafficking	0	0	0	NA	0	0	0	NA	NA	NA	0	0	0	0	0
Kidnapping/Abduction	0	0	1	NA	0	0	1	NA	NA	100.0%	0	0	0	0	1
Other Assaults	2	5	9	-80.0%	1	2	5	50.0%	40.0%	55.6%	0	1	1	4	4
Rape	0	0	0	NA	0	0	0	NA	NA	NA	0	0	0	0	0
Sex Offenses	0	0	0	NA	0	0	0	NA	NA	NA	0	0	0	0	0
SUB-TOTALS	7	11	14	-27.3%	5	6	10	71.4%	54.5%	71.4%	0	4	4	8	8
Property Crimes															
Arson	0	0	0	NA	0	0	0	NA	NA	NA	0	0	0	0	0
Bad Checks	0	0	0	NA	0	0	0	NA	NA	NA	0	0	0	0	0
Bribery	0	0	0	NA	0	0	0	NA	NA	NA	0	0	0	0	0
Burglary/Breaking & Entering	2	5	5	0.0%	1	1	1	50.0%	20.0%	20.0%	1	0	1	1	1
Counterfeiting/Forgery	0	0	2	NA	0	0	0	NA	NA	NA	0	0	0	0	0
Embezzlement	0	0	0	NA	0	0	0	NA	NA	NA	0	0	0	0	0
Extortion/Blackmail	1	1	0	100.0%	0	0	0	NA	NA	NA	0	0	0	0	0
Fraud Offenses	1	3	5	-66.7%	0	0	0	NA	NA	NA	0	0	0	1	0
Larceny/Theft Offenses	14	37	31	16.2%	5	10	3	35.7%	27.0%	9.7%	1	4	5	11	2
<i>Pocket-picking</i>	0	0	0	NA	0	0	0	NA	NA	NA	0	0	0	0	0
<i>Purse-snatching</i>	0	0	0	NA	0	0	0	NA	NA	NA	0	0	0	0	0
<i>Shoplifting</i>	5	12	2	83.3%	2	6	2	40.0%	50.0%	100.0%	1	3	4	8	2
<i>Theft From Building</i>	0	0	8	NA	0	0	0	NA	NA	NA	0	0	0	0	0
<i>Theft From Coin- Operated Machine or Device</i>	0	0	0	NA	0	0	0	NA	NA	NA	0	0	0	0	0

Theft From Motor Vehicle	4	13	10	23.1%	1	1	0	25.0%	7.7%	NA	0	0	0	0	0
Theft of Motor Vehicle Parts or Accessories	0	0	0	NA	0	0	0	NA	NA	NA	0	0	0	0	0
All Other Larceny	5	12	11	8.3%	2	3	1	40.0%	25.0%	9.1%	0	1	1	3	0
Motor Vehicle Theft	1	3	3	0.0%	1	1	1	100.0%	33.3%	33.3%	0	1	1	1	1
Robbery	0	0	1	NA	0	0	1	NA	NA	100.0%	0	0	0	0	1
Stolen Property Offenses	1	1	0	100.0%	1	1	0	100.0%	100.0%	NA	0	2	2	2	0
TMB	0	0	0	NA	0	0	0	NA	NA	NA	0	0	0	0	0
Vandalism	9	15	13	13.3%	3	4	2	33.3%	26.7%	15.4%	1	4	5	5	2
SUB-TOTALS	29	65	60	7.7%	11	17	8	37.9%	26.2%	13.3%	3	11	14	21	7
Society Crimes															
All Other Offenses	2	13	21	-61.5%	0	2	5	NA	15.4%	23.8%	0	0	0	2	4
Animal Cruelty Offenses	0	0	0	NA	0	0	0	NA	NA	NA	0	0	0	0	0
Curfew/Loitering/Vagrancy	1	1	0	100.0%	1	1	0	100.0%	100.0%	NA	1	0	1	1	0
Disorderly Conduct	2	2	6	-200.0%	2	2	3	100.0%	100.0%	50.0%	1	1	2	3	3
Driving Under the Influence	5	7	8	-14.3%	5	7	8	100.0%	100.0%	100.0%	0	5	5	7	8
Drug/Narcotic Offenses	0	1	0	100.0%	0	1	0	NA	100.0%	NA	0	0	0	0	0
Drunkenness	0	0	0	NA	0	0	0	NA	NA	NA	0	0	0	0	0
Family Offenses, Nonviolent	0	0	1	NA	0	0	0	NA	NA	NA	0	1	1	1	0
Gambling Offenses	0	0	0	NA	0	0	0	NA	NA	NA	0	0	0	0	0
Intimidation	0	0	0	NA	0	0	0	NA	NA	NA	0	0	0	0	0
Liquor Law Violations	1	1	0	100.0%	1	1	0	100.0%	100.0%	NA	1	0	1	1	0
Peeping Tom	0	0	0	NA	0	0	0	NA	NA	NA	0	0	0	0	0
Pornography/Obscene Material	1	1	0	100.0%	0	0	0	NA	NA	NA	0	0	0	0	0
Prostitution Offenses	0	0	0	NA	0	0	0	NA	NA	NA	0	0	0	0	0
Stalking	0	0	0	NA	0	0	0	NA	NA	NA	0	0	0	0	0
Trespass of Real Property	4	5	5	0.0%	4	5	4	100.0%	100.0%	80.0%	2	4	6	7	4
Weapon Law Violations	0	1	2	-100.0%	0	1	1	NA	100.0%	50.0%	0	0	0	1	1
SUB-TOTALS	16	32	43	-34.4%	13	20	21	81.3%	62.5%	48.8%	5	11	16	23	20
Non-Reportable															
000	0	0	0	NA	0	0	0	NA	NA	NA	0	0	0	0	0
DUI-Alcohol	0	0	0	NA	0	0	0	NA	NA	NA	0	0	0	0	0
DUI-Alcohol and Drugs	0	0	0	NA	0	0	0	NA	NA	NA	0	0	0	0	0
DUI-Drugs	0	0	0	NA	0	0	0	NA	NA	NA	0	0	0	0	0
DUI-Unspecified	0	0	0	NA	0	0	0	NA	NA	NA	0	0	0	0	0
Justifiable Homicide	0	0	0	NA	0	0	0	NA	NA	NA	0	0	0	0	0
Justifiable Homicide	0	0	0	NA	0	0	0	NA	NA	NA	0	0	0	0	0
Non-Reportable	0	0	0	NA	0	0	0	NA	NA	NA	0	0	0	0	0

SUB-TOTALS	0	0	0	NA	0	0	0	NA	NA	NA	0	0	0	0	0
GRAND TOTALS	52	108	117	-8.3%	29	43	39	55.8%	54.5%	33.3%	8	26	34	52	35