





# Stayton PD Strategic Dashboard

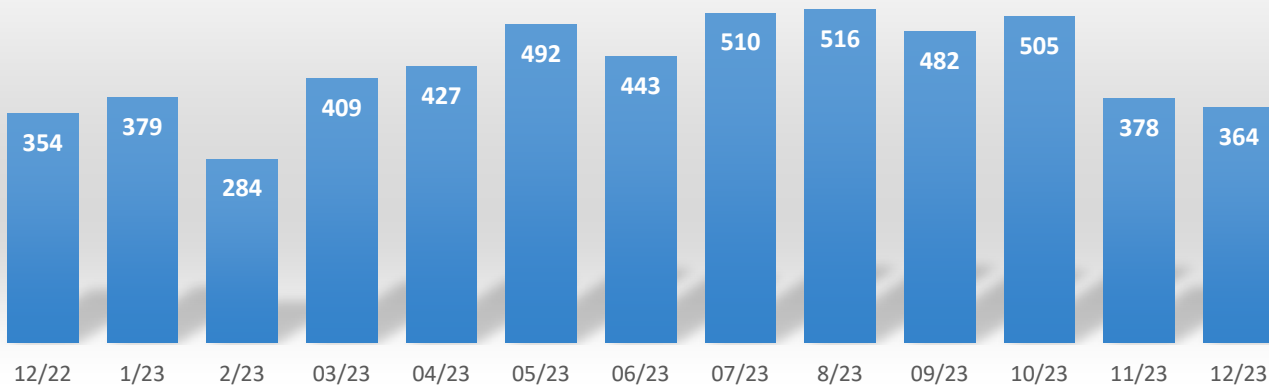
For December 2023

2022 Population Estimate 8400

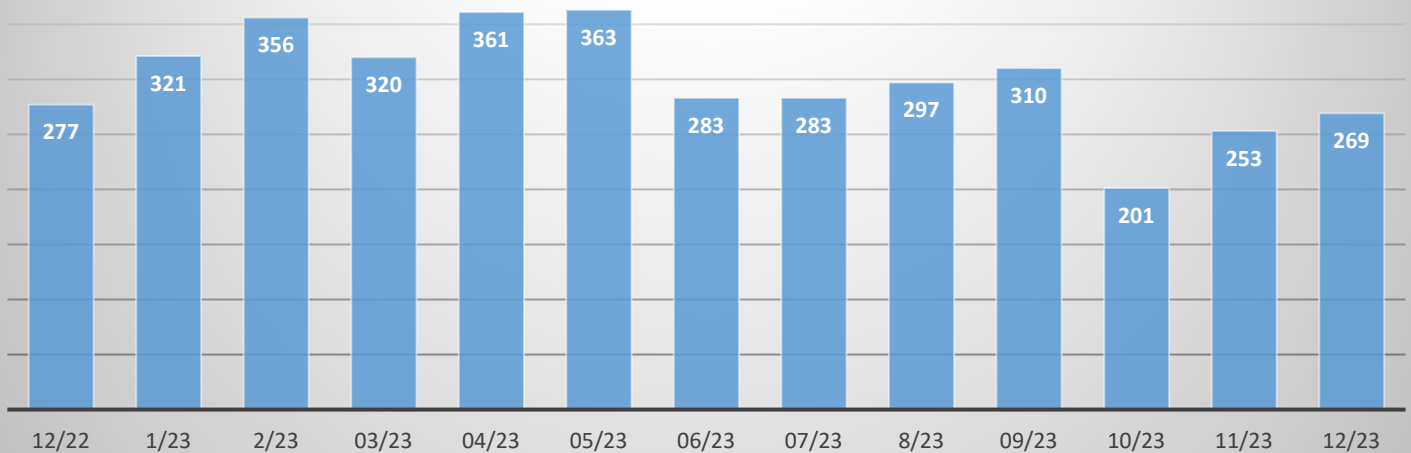
(Adopted Budget FY 2023-24)

## Calls For Service - By Month

### Dispatched Calls



### Self Initiated Calls



Self Initiated = Area Checks, Foot Patrol, Follow Ups, FIR's, Traffic Stops



# Stayton PD Strategic Dashboard

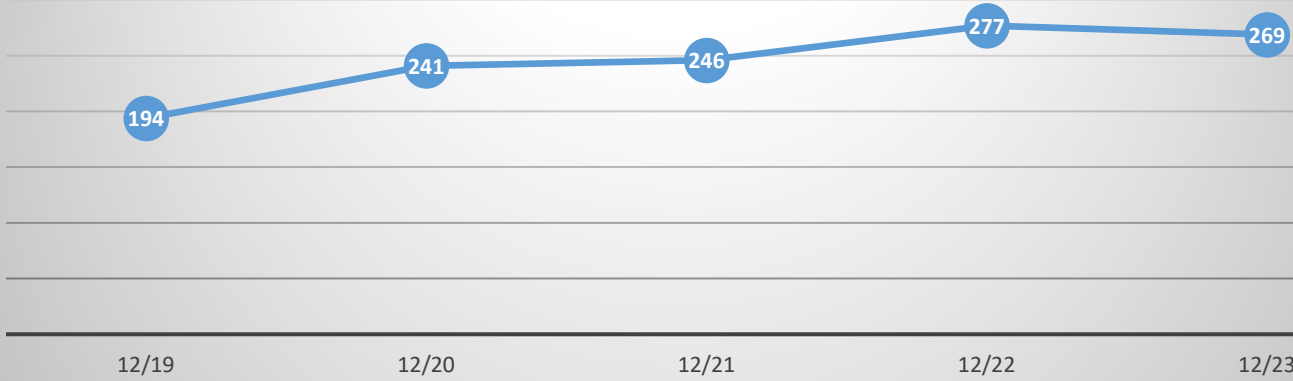
For December 2023

2022 Population Estimate 8400

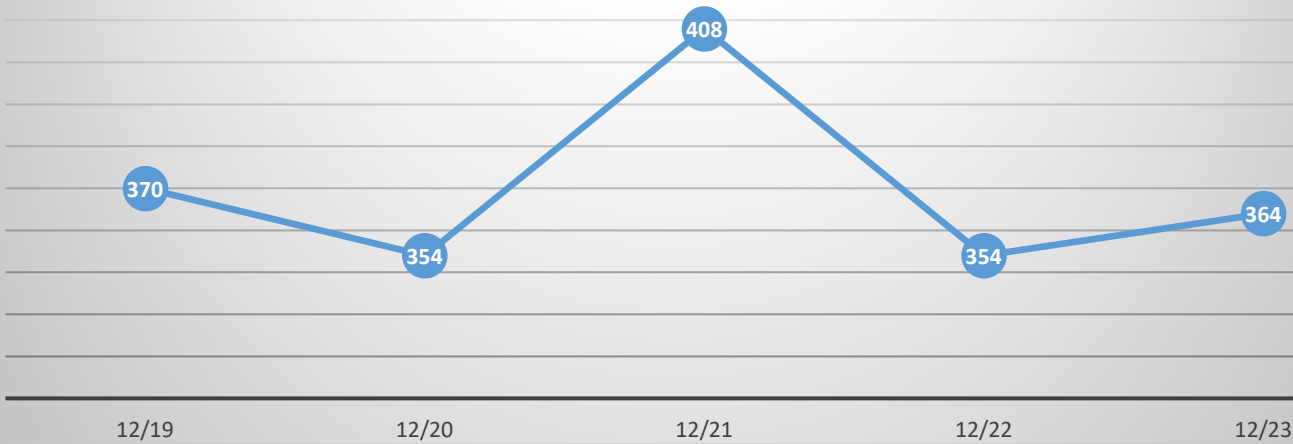
(Adopted Budget FY 2023-24)

## Calls For Service - By Month

### Self Initiated Calls



### Dispatched Calls



MONTHLY TRAFFIC STATS  
December 2023

Traffic Stops	97	Traffic Crimes	
		811.507	0 Using Cell Phone x 3
Traffic Cites Issued	28	811.140	1 Reckless Driving
Cited Violations	31	807.570	0 Fail to Carry & Present
		811.700	5 Fail to Perform Duties
Warnings Issued	69	813.010	4 DUII
Warning Violations	108	811.182	0 DWS Misdemeanor
Traffic Crime Arrests	9		

# CONSOLIDATED MONTHLY NIBRS REPORT

## 12/1/2023 - 12/31/2023

	CRIMES				CRIMES CLEARED			PERCENT CLEARED			PERSONS ARRESTED				
					BY ARREST & EXCEPTION										
	12/1/23 to 12/31/23	1/1/23 to 12/31/23	1/1/22 to 12/31/22	% Change Yr to Yr	12/1/23 to 12/31/23	1/1/23 to 12/31/23	1/1/22 to 12/31/22	12/1/23 to 12/31/23	1/1/23 to 12/31/23	1/1/22 to 12/31/22	12/1/23 to 12/31/23			1/1/23 to 12/31/23	1/1/22 to 12/31/22
											Juv	Adult	Total		
<b>Person Crimes</b>															
Aggravated Assaults	1	18	25	-38.9%	1	15	21	100.0%	83.3%	84.0%	0	0	0	12	17
Homicide Offenses	0	0	0	NA	0	0	0	NA	NA	NA	0	0	0	0	0
<i>Murder &amp; Nonnegligent     Manslaughter</i>	0	0	0	NA	0	0	0	NA	NA	NA	0	0	0	0	0
<i>Negligent Manslaughter</i>	0	0	0	NA	0	0	0	NA	NA	NA	0	0	0	0	0
Human Trafficking	0	0	0	NA	0	0	0	NA	NA	NA	0	0	0	0	0
Kidnapping/Abduction	0	2	1	50.0%	0	1	1	NA	50.0%	100.0%	0	0	0	1	1
Other Assaults	2	56	51	8.9%	2	38	25	100.0%	67.9%	49.0%	0	1	1	36	24
Rape	0	1	2	-100.0%	0	0	0	NA	NA	NA	0	0	0	0	0
Sex Offenses	1	9	7	22.2%	0	2	1	NA	22.2%	14.3%	0	0	0	1	1
<b>SUB-TOTALS</b>	<b>4</b>	<b>86</b>	<b>86</b>	<b>0.0%</b>	<b>3</b>	<b>56</b>	<b>48</b>	<b>75.0%</b>	<b>65.1%</b>	<b>55.8%</b>	<b>0</b>	<b>1</b>	<b>1</b>	<b>50</b>	<b>43</b>
<b>Property Crimes</b>															
Arson	0	1	1	0.0%	0	1	1	NA	100.0%	100.0%	0	0	0	1	1
Bad Checks	0	0	0	NA	0	0	0	NA	NA	NA	0	0	0	0	0
Bribery	0	0	0	NA	0	0	0	NA	NA	NA	0	0	0	0	0
Burglary/Breaking & Entering	3	21	13	38.1%	0	1	3	NA	4.8%	23.1%	0	0	0	1	4
Counterfeiting/Forgery	1	13	9	30.8%	0	3	4	NA	23.1%	44.4%	0	0	0	3	4
Embezzlement	0	0	0	NA	0	0	0	NA	NA	NA	0	0	0	0	0
Extortion/Blackmail	0	1	0	100.0%	0	0	0	NA	NA	NA	0	0	0	0	0
Fraud Offenses	4	55	51	7.3%	1	9	15	25.0%	16.4%	29.4%	0	2	2	9	11
Larceny/Theft Offenses	11	162	172	-6.2%	0	25	36	NA	15.4%	20.9%	0	2	2	21	35
<i>Pocket-picking</i>	0	0	0	NA	0	0	0	NA	NA	NA	0	0	0	0	0
<i>Purse-snatching</i>	0	0	0	NA	0	0	0	NA	NA	NA	0	0	0	0	0
<i>Shoplifting</i>	1	23	24	-4.3%	0	10	13	NA	43.5%	54.2%	0	1	1	10	15
<i>Theft From Building</i>	0	22	11	50.0%	0	1	3	NA	4.5%	27.3%	0	0	0	1	3
<i>Theft From Coin-     Operated Machine or     Device</i>	0	0	0	NA	0	0	0	NA	NA	NA	0	0	0	0	0

Theft From Motor Vehicle	5	44	52	-18.2%	0	2	2	NA	4.5%	3.8%	0	0	0	0	2
Theft of Motor Vehicle Parts or Accessories	0	0	3	NA	0	0	0	NA	NA	NA	0	0	0	0	0
All Other Larceny	5	73	82	-12.3%	0	12	18	NA	16.4%	22.0%	0	1	1	10	15
Motor Vehicle Theft	0	18	38	-111.1%	0	3	5	NA	16.7%	13.2%	0	0	0	4	8
Robbery	0	4	0	100.0%	0	4	0	NA	100.0%	NA	0	0	0	4	0
Stolen Property Offenses	0	2	2	0.0%	0	2	2	NA	100.0%	100.0%	0	0	0	2	2
TMB	0	0	0	NA	0	0	0	NA	NA	NA	0	0	0	0	0
Vandalism	3	68	82	-20.6%	0	17	23	NA	25.0%	28.0%	0	0	0	16	19
<b>SUB-TOTALS</b>	<b>22</b>	<b>345</b>	<b>368</b>	<b>-6.7%</b>	<b>1</b>	<b>65</b>	<b>89</b>	<b>4.5%</b>	<b>18.8%</b>	<b>24.2%</b>	<b>0</b>	<b>4</b>	<b>4</b>	<b>61</b>	<b>84</b>
<b>Society Crimes</b>															
All Other Offenses	2	78	82	-5.1%	0	26	25	NA	33.3%	30.5%	0	0	0	21	25
Animal Cruelty Offenses	0	3	2	33.3%	0	1	0	NA	33.3%	NA	0	0	0	1	0
Curfew/Loitering/Vagrancy	0	0	2	NA	0	0	2	NA	NA	100.0%	0	0	0	0	4
Disorderly Conduct	1	34	35	-2.9%	1	21	27	100.0%	61.8%	77.1%	0	0	0	16	26
Driving Under the Influence	5	49	70	-42.9%	5	49	68	100.0%	100.0%	97.1%	0	5	5	49	68
Drug/Narcotic Offenses	1	7	6	14.3%	1	7	6	100.0%	100.0%	100.0%	1	0	1	7	5
Drunkenness	0	0	1	NA	0	0	1	NA	NA	100.0%	0	0	0	0	0
Family Offenses, Nonviolent	0	4	3	25.0%	0	0	2	NA	NA	66.7%	0	0	0	0	2
Gambling Offenses	0	0	0	NA	0	0	0	NA	NA	NA	0	0	0	0	0
Intimidation	0	0	0	NA	0	0	0	NA	NA	NA	0	0	0	0	0
Liquor Law Violations	0	2	2	0.0%	0	1	2	NA	50.0%	100.0%	0	0	0	1	4
Peeping Tom	0	0	0	NA	0	0	0	NA	NA	NA	0	0	0	0	0
Pornography/Obscene Material	0	2	3	-50.0%	0	0	0	NA	NA	NA	0	0	0	0	0
Prostitution Offenses	0	1	0	100.0%	0	0	0	NA	NA	NA	0	0	0	0	0
Stalking	0	0	0	NA	0	0	0	NA	NA	NA	0	0	0	0	0
Trespass of Real Property	3	28	28	0.0%	1	19	28	33.3%	67.9%	100.0%	0	1	1	19	27
Weapon Law Violations	0	8	4	50.0%	0	7	4	NA	87.5%	100.0%	0	0	0	7	4
<b>SUB-TOTALS</b>	<b>12</b>	<b>216</b>	<b>238</b>	<b>-10.2%</b>	<b>8</b>	<b>131</b>	<b>165</b>	<b>66.7%</b>	<b>60.6%</b>	<b>69.3%</b>	<b>1</b>	<b>6</b>	<b>7</b>	<b>121</b>	<b>165</b>
<b>Non-Reportable</b>															
000	0	0	0	NA	0	0	0	NA	NA	NA	0	0	0	0	0
DUI-Alcohol	0	0	0	NA	0	0	0	NA	NA	NA	0	0	0	0	0
DUI-Alcohol and Drugs	0	0	0	NA	0	0	0	NA	NA	NA	0	0	0	0	0
DUI-Drugs	0	0	0	NA	0	0	0	NA	NA	NA	0	0	0	0	0
DUI-Unspecified	0	0	0	NA	0	0	0	NA	NA	NA	0	0	0	0	0
Justifiable Homicide	0	0	0	NA	0	0	0	NA	NA	NA	0	0	0	0	0
Justifiable Homicide	0	0	0	NA	0	0	0	NA	NA	NA	0	0	0	0	0
Non-Reportable	0	0	0	NA	0	0	0	NA	NA	NA	0	0	0	0	0

<b>SUB-TOTALS</b>	<b>0</b>	<b>0</b>	<b>0</b>	<b>NA</b>	<b>0</b>	<b>0</b>	<b>0</b>	<b>NA</b>	<b>NA</b>	<b>NA</b>	<b>0</b>	<b>0</b>	<b>0</b>	<b>0</b>	<b>0</b>
<b>GRAND TOTALS</b>	<b>38</b>	<b>647</b>	<b>692</b>	<b>-7.0%</b>	<b>12</b>	<b>252</b>	<b>302</b>	<b>31.6%</b>	<b>65.1%</b>	<b>43.6%</b>	<b>1</b>	<b>11</b>	<b>12</b>	<b>232</b>	<b>292</b>