

WRECK THIS JOURNAL!

Wreck This Journal by Kerri Smith is a special kind of book that encourages its "readers" to think outside the box and be creative. Every page has a different, often offbeat, instruction. Sew this page. Drip coffee on this page. Take this book for a walk. Write the same word over and over.



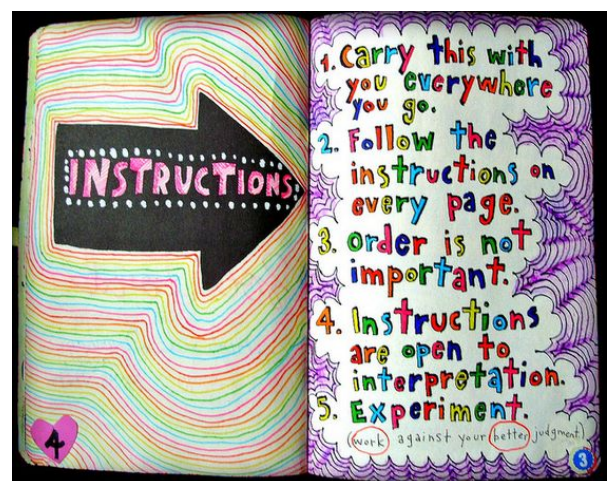
People have done some pretty awesome/strange stuff with their journals.



In this kit, you get a blank journal, a felt pen, and some colored pencils. It is literally a blank book, waiting for your awesome, creative, strange, and/or silly designs to thoroughly wreck.

Create an instructions page. The rules can (and should be!) silly and easy to follow.

On the back of this sheet are some prompts you can use (or make your own to get started. Open your book to random pages throughout the book and add your prompts. Then, get creative!



WRECK THIS JOURNAL INSPIRATION

Some ideas to get the ball rolling.

NEVER BEFORE USED EXAMPLES:


- Make a collage of only blue things
- Collect fruit stickers - turn them into a garden
- Turn this blob into something beautiful
- Practice nail art (with real nail polish!)
- Write a poem using only 3 words
- Imagine a new alphabet. Write your name according to it.
- Write a sentence about yourself. Translate that sentence into 2 other languages.
- Grab your current read. Write the 3rd word on every page for the first 7 pages. Now rearrange those words (and add a couple if needed) to make a sentence. Draw the result.
- Maybe come up with a silly introductory rule page? Or "Terms of Use"?
- Design a maze, have someone else solve it!
- Press leaves or flowers here




EXAMPLES FROM WRECK THIS JOURNAL BY KERRI SMITH:

- Do a really ugly drawing
- Scribble wildly, violently, with reckless abandon
- Document your dinner
- A place for your grocery list
- Sew this page
- Collect your pocket lint
- Glue in a photo of yourself you don't like. Deface it!
- Page of good thoughts
- Hide a secret message somewhere in the journal
- Sleep with this book. Describe the experience
- Write backwards
- Create a nonstop line

CHECK THESE OUT



The art of Zentangle
ed. by Stephanie Meissner




The sketchbook challenge
by Sue Bleiweiss



Drawing lab for mixed-media artists
by Carla Sonheim



One drawing a day
by Veronica Lawlor



The collage workbook
by Randel Plowman