



Stayton PD Strategic Dashboard

For January 2024

2022 Population Estimate 8400

(Adopted Budget FY 2023-24)

Small numbers cause large percentage increases and decreases.

Crime Snapshot						
Selected Group A Offenses	Jan 23	Jan 24	% Chg	2023 YTD	2024 YTD	% Chg
Person Crime	6	4	● -33.33%	6	4	● -33.33%
Assault	6	4	● -33.33%	6	4	● -33.33%
Sex Offenses	0	0	#DIV/0!	0	0	#DIV/0!
Property Crime	31	37	● 19.35%	31	37	● 19.35%
Burglary	1	3	● 200.00%	1	3	● 200.00%
Fraud	4	2	● -50.00%	4	2	● -50.00%
Theft from MV	3	9	● 200.00%	3	9	● 200.00%
UUMV	1	2	● 100.00%	1	2	● 100.00%
Theft	15	14	● -6.67%	15	14	● -6.67%
Vandalism	7	7	● 0.00%	7	7	● 0.00%
Selected Group B Offenses	Jan 23	Jan 24	% Chg	2023 YTD	2024 YTD	% Chg
Societal Crimes	15	14	● -6.67%	15	14	● -6.67%
DUII	2	2	● 0.00%	2	2	● 0.00%
Trespass	4	1	● -75.00%	4	1	● -75.00%
Disorderly Conduct	3	0	● 0.00%	3	0	● -100.00%
Other Offenses	6	11	● 83.33%	6	11	● 83.33%
Calls for Service	Jan 23	Jan 24	% Chg	2023 YTD	2024 YTD	% Chg
Dispatched Calls	378	435	● 15.08%	378	435	● 15.08%
Self Initiated Calls	322	269	● -16.46%	322	269	● -16.46%

Community Concerns

Community Concerns

Crosswalks

Ordinance Issues

Community Outreach and Events

Upcoming Events

* Person Crime - Assault, Homicide, Robbery, Kidnap, Forcible/Non-Forcible Sex Offense

* Property Crimes - Arson, Bribery, Res Burglary, Bus Burglary, Oth Burglary, Forgery, Vandalism, Embezzle, Fraud, Theft, UUMV, Bad Check

* Societal Crimes - Drug Offense, Prostitution, Weapons, Curfew, DisCon, DUII, Family Offense, Liquor Laws, Peeping Tom, Trespass

* The data is National Incident Based Reporting System (NIBRS) compliant and not Uniform Crime Report (UCR) compliant and cannot be compared to any report using that standard.



Stayton PD Strategic Dashboard

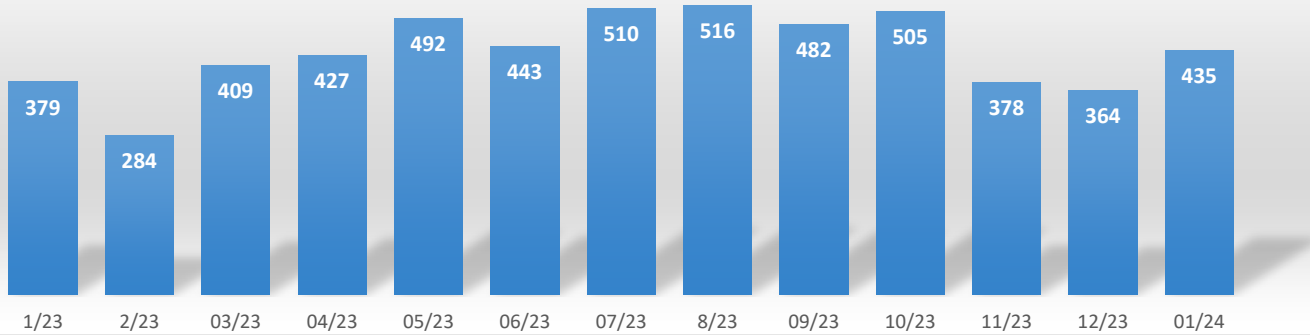
For January 2024

2022 Population Estimate 8400

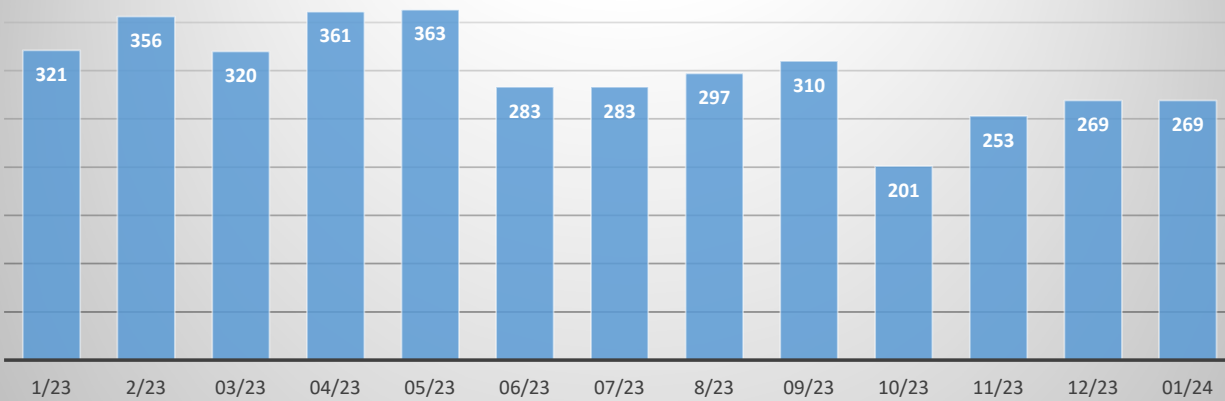
(Adopted Budget FY 2023-24)

Calls For Service - By Month

Dispatched Calls



Self Initiated Calls



Self Initiated = Area Checks, Foot Patrol, Follow Ups, FIR's, Traffic Stops



Stayton PD Strategic Dashboard

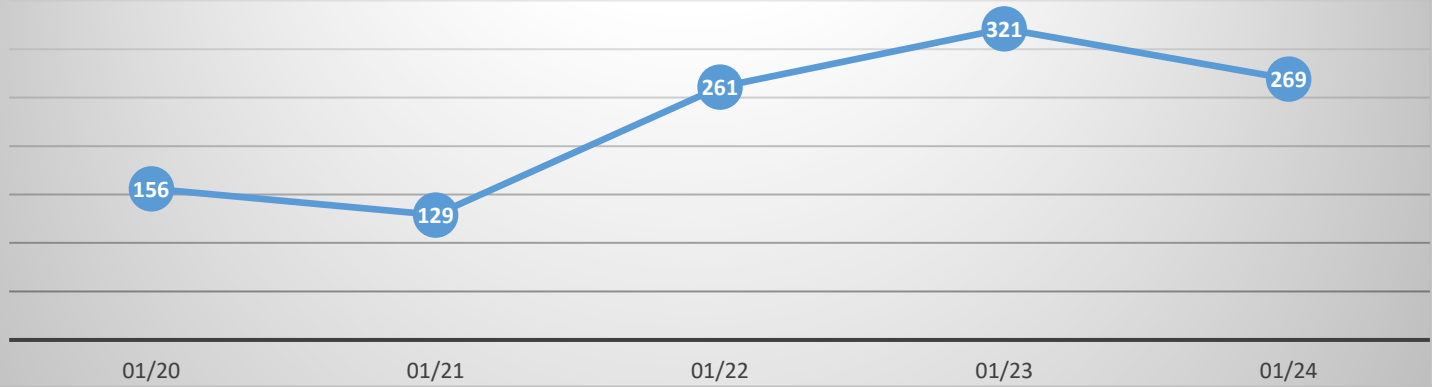
For January 2024

2022 Population Estimate 8400

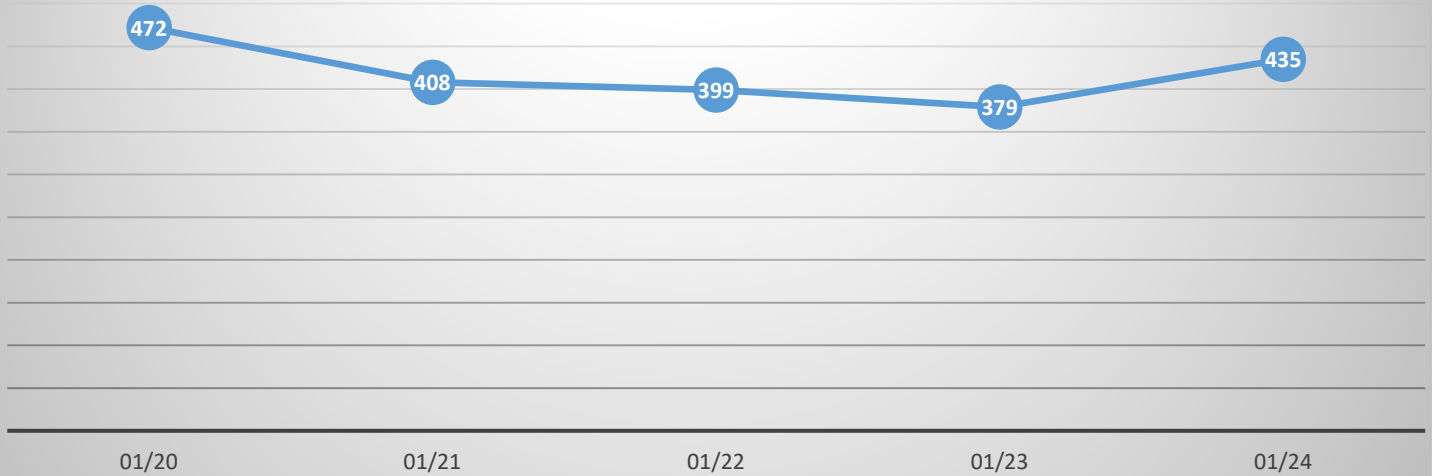
(Adopted Budget FY 2023-24)

Calls For Service - Year to Year Comparison

Self Initiated Calls



Dispatched Calls



MONTHLY TRAFFIC STATS

January 2024

Traffic Stops	82	Traffic Crimes		
		811.507	0	Using Cell Phone x 3
Traffic Cites Issued	28	811.140	0	Reckless Driving
Cited Violations	31	807.570	0	Fail to Carry & Present
		811.700	5	Fail to Perform Duties
Warnings Issued	69	813.010	2	DUII
Warning Violations	108	811.182	2	DWS Misdemeanor
Traffic Crime Arrests	9			

CONSOLIDATED MONTHLY NIBRS REPORT

1/1/2024 - 1/31/2024

	CRIMES				CRIMES CLEARED BY ARREST & EXCEPTION				PERCENT CLEARED				PERSONS ARRESTED			
	1/1/24 to 1/31/24	1/1/24 to 1/31/24	1/1/23 to 1/31/23	% Change Yr to Yr	1/1/24 to 1/31/24	1/1/24 to 1/31/24	1/1/23 to 1/31/23	1/1/24 to 1/31/24	1/1/24 to 1/31/24	1/1/24 to 1/31/24	1/1/24 to 1/31/24	1/1/24 to 1/31/24	1/1/24 to 1/31/24	1/1/24 to 1/31/24	1/1/24 to 1/31/24	
	1/1/24 to 1/31/24	1/1/24 to 1/31/24	1/1/23 to 1/31/23	% Change Yr to Yr	1/1/24 to 1/31/24	1/1/24 to 1/31/24	1/1/23 to 1/31/23	1/1/24 to 1/31/24	1/1/24 to 1/31/24	1/1/24 to 1/31/24	1/1/24 to 1/31/24	1/1/24 to 1/31/24	1/1/24 to 1/31/24	1/1/24 to 1/31/24	1/1/24 to 1/31/24	
Person Crimes																
Aggravated Assaults	1	1	2	-100.0%	0	0	2	NA	NA	100.0%	0	2	2	1	0	
Homicide Offenses	0	0	0	NA	0	0	0	NA	NA	NA	0	0	0	0	0	
Murder & Nonnegligent Manslaughter	0	0	0	NA	0	0	0	NA	NA	NA	0	0	0	0	0	
Negligent Manslaughter	0	0	0	NA	0	0	0	NA	NA	NA	0	0	0	0	0	
Human Trafficking	0	0	0	NA	0	0	0	NA	NA	NA	0	0	0	0	0	
Kidnapping/Abduction	0	0	0	NA	0	0	0	NA	NA	NA	0	0	0	0	0	
Other Assaults	3	3	5	-66.7%	1	1	1	33.3%	33.3%	20.0%	0	3	3	1	0	
Rape	0	0	0	NA	0	0	0	NA	NA	NA	0	0	0	0	0	
Sex Offenses	0	0	0	NA	0	0	0	NA	NA	NA	0	0	0	0	0	
SUB-TOTALS	4	4	7	-75.0%	1	1	3	25.0%	25.0%	42.9%	0	5	5	2	0	
Property Crimes																
Arson	0	0	0	NA	0	0	0	NA	NA	NA	0	0	0	0	0	
Bad Checks	0	0	0	NA	0	0	0	NA	NA	NA	0	0	0	0	0	
Bribery	0	0	0	NA	0	0	0	NA	NA	NA	0	0	0	0	0	
Burglary/Breaking & Entering	3	3	1	66.7%	0	0	0	NA	NA	NA	0	0	0	1	0	
Counterfeiting/Forgery	0	0	1	NA	0	0	0	NA	NA	NA	0	0	0	0	0	
Embezzlement	0	0	0	NA	0	0	0	NA	NA	NA	0	0	0	0	0	
Extortion/Blackmail	0	0	0	NA	0	0	0	NA	NA	NA	0	0	0	0	0	
Fraud Offenses	2	2	4	-100.0%	0	0	0	NA	NA	NA	0	1	1	0	0	
Larceny/Theft Offenses	23	23	18	21.7%	5	5	3	21.7%	21.7%	16.7%	1	5	6	2	0	
Pocket-picking	0	0	0	NA	0	0	0	NA	NA	NA	0	0	0	0	0	
Purse-snatching	0	0	0	NA	0	0	0	NA	NA	NA	0	0	0	0	0	
Shoplifting	7	7	2	71.4%	4	4	2	57.1%	57.1%	100.0%	0	4	4	2	0	
Theft From Building	0	0	4	NA	0	0	0	NA	NA	NA	0	0	0	0	0	
Theft From Coin-Operated Machine or Device	0	0	0	NA	0	0	0	NA	NA	NA	0	0	0	0	0	

9	3	66.7%	0	0	0	NA	NA	0	0	0	0	0	0	0	0	0	0	0
<i>Theft From Motor Vehicle</i>																		
0	0	NA	0	0	0	NA	NA	0	0	0	0	0	0	0	0	0	0	0
<i>Theft of Motor Vehicle Parts or Accessories</i>																		
7	9	-28.6%	1	1	1	14.3%	14.3%	1	1	2	11.1%	11.1%	1	2	2	0	0	0
<i>All Other Larceny</i>																		
2	1	50.0%	0	0	0	NA	NA	0	0	0	NA	NA	0	0	0	0	0	0
<i>Motor Vehicle Theft</i>																		
0	0	NA	0	0	0	NA	NA	0	0	0	NA	NA	0	0	0	0	0	0
<i>Robbery</i>																		
0	0	NA	0	0	0	NA	NA	0	0	0	NA	NA	0	0	0	0	0	0
<i>Stolen Property Offenses</i>																		
0	0	NA	0	0	0	NA	NA	0	0	0	NA	NA	0	0	0	0	0	0
<i>TMB</i>																		
0	0	NA	0	0	0	NA	NA	0	0	0	NA	NA	0	0	0	0	0	0
<i>Vandalism</i>																		
6	7	-16.7%	1	1	1	16.7%	16.7%	0	0	0	14.3%	14.3%	0	0	0	0	0	1
36	32	11.1%	6	6	4	16.7%	16.7%	1	6	7	12.5%	12.5%	1	7	6	1	7	4
SUB-TOTALS																		
Society Crimes																		
11	7	36.4%	2	2	2	18.2%	18.2%	0	2	2	28.6%	28.6%	0	2	2	0	2	1
<i>All Other Offenses</i>																		
0	0	NA	0	0	0	NA	NA	0	0	0	NA	NA	0	0	0	0	0	0
<i>Animal Cruelty Offenses</i>																		
0	0	NA	0	0	0	NA	NA	0	0	0	NA	NA	0	0	0	0	0	0
<i>Curfew/Loitering/Vagrancy</i>																		
0	3	NA	0	0	2	NA	NA	0	2	1	66.7%	66.7%	0	1	1	0	1	2
<i>Disorderly Conduct</i>																		
2	2	0.0%	2	2	2	100.0%	100.0%	0	2	2	100.0%	100.0%	0	2	2	0	2	2
<i>Driving Under the Influence</i>																		
2	0	100.0%	2	2	0	100.0%	100.0%	4	0	4	NA	NA	4	0	4	0	4	0
<i>Drug/Narcotic Offenses</i>																		
0	0	NA	0	0	0	NA	NA	0	0	0	NA	NA	0	0	0	0	0	0
<i>Drunkenness</i>																		
0	0	NA	0	0	0	NA	NA	0	0	0	NA	NA	0	0	0	0	0	0
<i>Family Offenses, Nonviolent</i>																		
0	0	NA	0	0	0	NA	NA	0	0	0	NA	NA	0	0	0	0	0	0
<i>Gambling Offenses</i>																		
0	0	NA	0	0	0	NA	NA	0	0	0	NA	NA	0	0	0	0	0	0
<i>Gambling Offenses</i>																		
0	0	NA	0	0	0	NA	NA	0	0	0	NA	NA	0	0	0	0	0	0
<i>Intimidation</i>																		
0	0	NA	0	0	0	NA	NA	0	0	0	NA	NA	0	0	0	0	0	0
<i>Liquor Law Violations</i>																		
0	0	NA	0	0	0	NA	NA	0	0	0	NA	NA	0	0	0	0	0	0
<i>Peeping Tom</i>																		
0	0	NA	0	0	0	NA	NA	0	0	0	NA	NA	0	0	0	0	0	0
<i>Pornography/Obscene Material</i>																		
0	0	NA	0	0	0	NA	NA	0	0	0	NA	NA	0	0	0	0	0	0
<i>Prostitution Offenses</i>																		
0	0	NA	0	0	0	NA	NA	0	0	0	NA	NA	0	0	0	0	0	0
<i>Prostitution Offenses</i>																		
0	0	NA	0	0	0	NA	NA	0	0	0	NA	NA	0	0	0	0	0	0
<i>Stalking</i>																		
1	4	-300.0%	1	1	3	100.0%	100.0%	0	1	1	75.0%	75.0%	0	1	1	0	1	3
<i>Trespass of Real Property</i>																		
1	0	100.0%	1	1	0	100.0%	100.0%	0	1	1	NA	NA	0	1	1	0	1	0
<i>Weapon Law Violations</i>																		
17	16	5.9%	8	8	9	47.1%	47.1%	4	8	11	56.3%	56.3%	4	7	11	4	11	8
SUB-TOTALS																		
Non-Reportable																		
0	0	NA	0	0	0	NA	NA	0	0	0	NA	NA	0	0	0	0	0	0
<i>000</i>																		
0	0	NA	0	0	0	NA	NA	0	0	0	NA	NA	0	0	0	0	0	0
<i>DUI-Alcohol</i>																		
0	0	NA	0	0	0	NA	NA	0	0	0	NA	NA	0	0	0	0	0	0
<i>DUI-Alcohol and Drugs</i>																		
0	0	NA	0	0	0	NA	NA	0	0	0	NA	NA	0	0	0	0	0	0
<i>DUI-Drugs</i>																		
0	0	NA	0	0	0	NA	NA	0	0	0	NA	NA	0	0	0	0	0	0
<i>DUI-Unspecified</i>																		
0	0	NA	0	0	0	NA	NA	0	0	0	NA	NA	0	0	0	0	0	0
<i>Justifiable Homicide</i>																		
0	0	NA	0	0	0	NA	NA	0	0	0	NA	NA	0	0	0	0	0	0
<i>Justifiable Homicide</i>																		
0	0	NA	0	0	0	NA	NA	0	0	0	NA	NA	0	0	0	0	0	0
<i>Non-Reportable</i>																		
0	0	NA	0	0	0	NA	NA	0	0	0	NA	NA	0	0	0	0	0	0
<i>Non-Reportable</i>																		

SUB-TOTALS	0	0	0	NA	0	0	0	0	NA	NA	0	0	0	0	0
GRAND TOTALS	57	57	55	3.5%	15	15	16	26.3%	25.0%	29.1%	5	18	23	23	14