



Stayton PD Strategic Dashboard

For August 2023

2022 Population Estimate 8400

(Adopted Budget FY 2023-24)

Small numbers cause large percentage increases and decreases.

Crime Snapshot						
Selected Group A Offenses	August 2022	August 2023	% Chg	2022 YTD	2023 YTD	% Chg
Person Crime	7	7	● 0.00%	54	53	● -1.85%
Assault	6	7	● 16.67%	42	40	● -4.76%
Sex Offenses	1	0	● -100.00%	5	6	● 20.00%
Property Crime	33	34	● 3.03%	239	225	● -5.86%
Burglary	1	3	● 200.00%	8	15	● 87.50%
Fraud	5	5	● 0.00%	21	30	● 42.86%
Theft from MV	4	2	● -50.00%	33	29	● -12.12%
UUMV	5	2	● -60.00%	29	12	● -58.62%
Theft	17	18	● 5.88%	69	59	● -14.49%
Vandalism	2	4	● 100.00%	46	46	● 0.00%
Selected Group B Offenses	August 2022	August 2023	% Chg	2022 YTD	2023 YTD	% Chg
Societal Crimes	16	18	● 12.50%	153	137	● -10.46%
DUII	2	4	● 100.00%	55	30	● -45.45%
Trespass	1	4	● 300.00%	13	14	● 7.69%
Disorderly Conduct	0	2	#DIV/0!	28	21	● -25.00%
Other Offenses	9	8	● -11.11%	51	54	● 5.88%
Calls for Service	August 2022	August 2023	% Chg	2022 YTD	2023 YTD	% Chg
Dispatched Calls	566	516	● -8.83%	3061	2979	● -2.68%
Self Initiated Calls	148	297	● 100.68%	1594	2207	● 38.46%
Community Concerns						
Community Concerns						
Transient Issues						
Ordinance Issues						
Community Outreach and Events			Upcoming Events			

* Person Crime - Assault, Homicide, Robbery, Kidnap, Forcible/Non-Forcible Sex Offense

* Property Crimes - Arson, Bribery, Res Burglary, Bus Burglary, Oth Burglary, Forgery, Vandalism, Embezzle, Fraud, Theft, UUMV, Bad Check

* Societal Crimes - Drug Offense, Prostitution, Weapons, Curfew, DisCon, DUII, Family Offense, Liquor Laws, Peeping Tom, Trespass

* The data is National Incident Based Reporting System (NIBRS) compliant and not Uniform Crime Report (UCR) compliant and cannot be compared to any report using that standard.



Stayton PD Strategic Dashboard

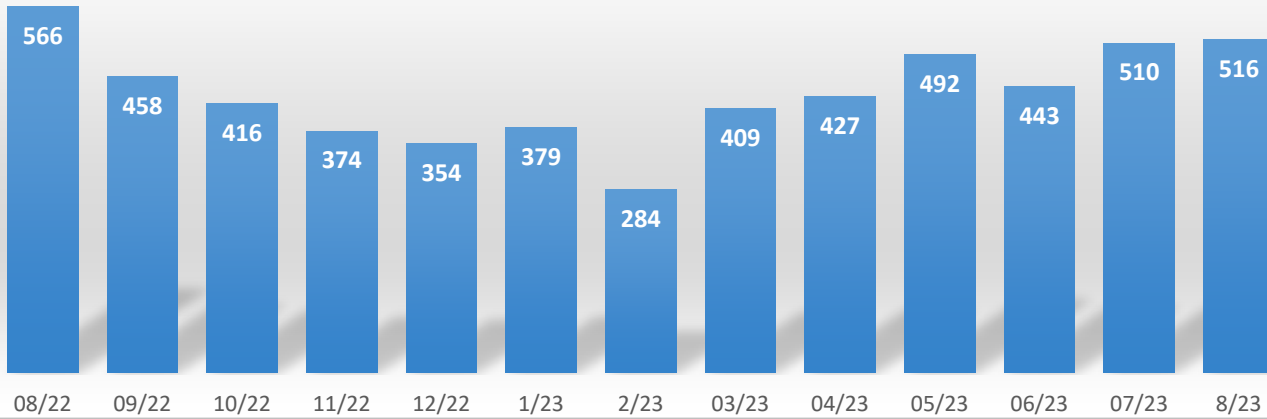
For August 2023

2022 Population Estimate 8400

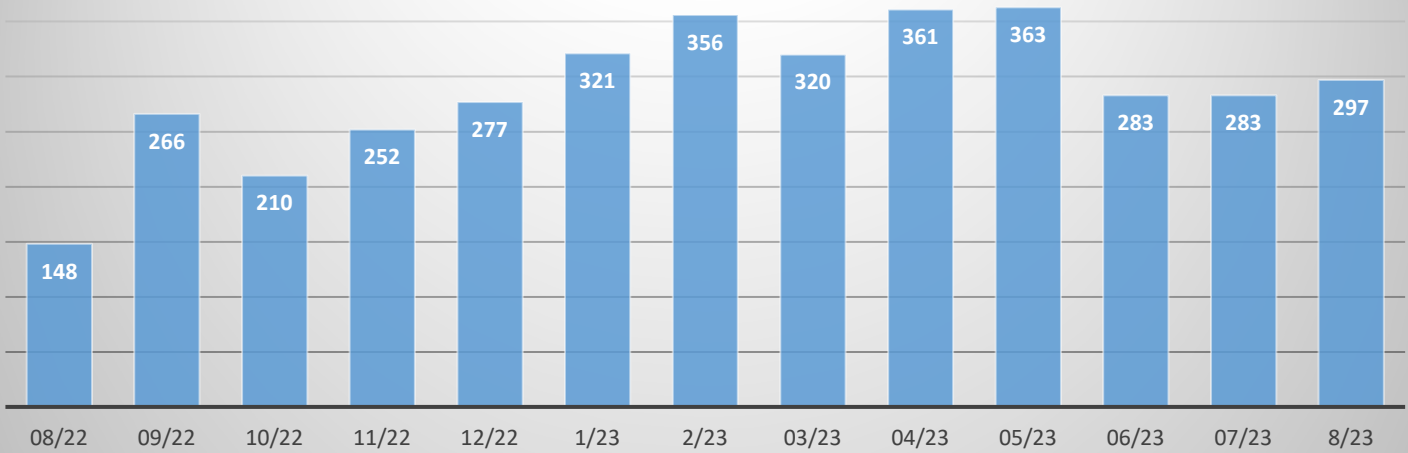
(Adopted Budget FY 2023-24)

Calls For Service - By Month

Dispatched Calls



Self Initiated Calls



Self Initiated = Area Checks, Foot Patrol, Follow Ups, FIR's, Traffic Stops



Stayton PD Strategic Dashboard

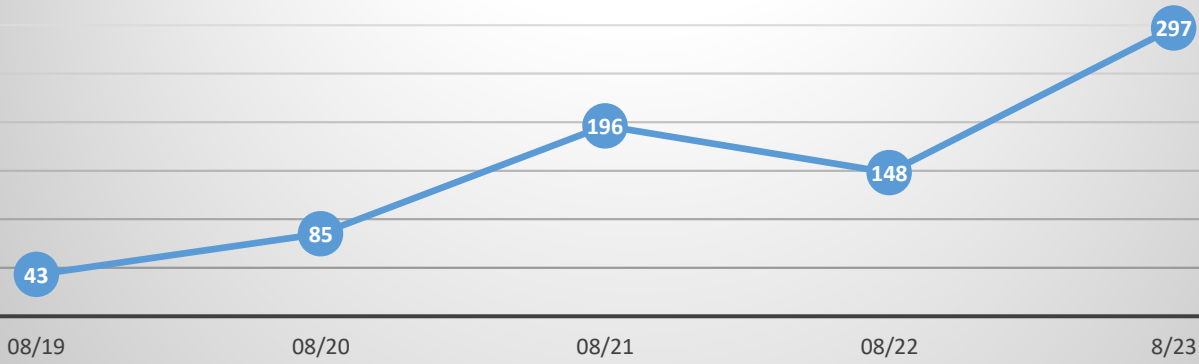
For August 2023

2022 Population Estimate 8400

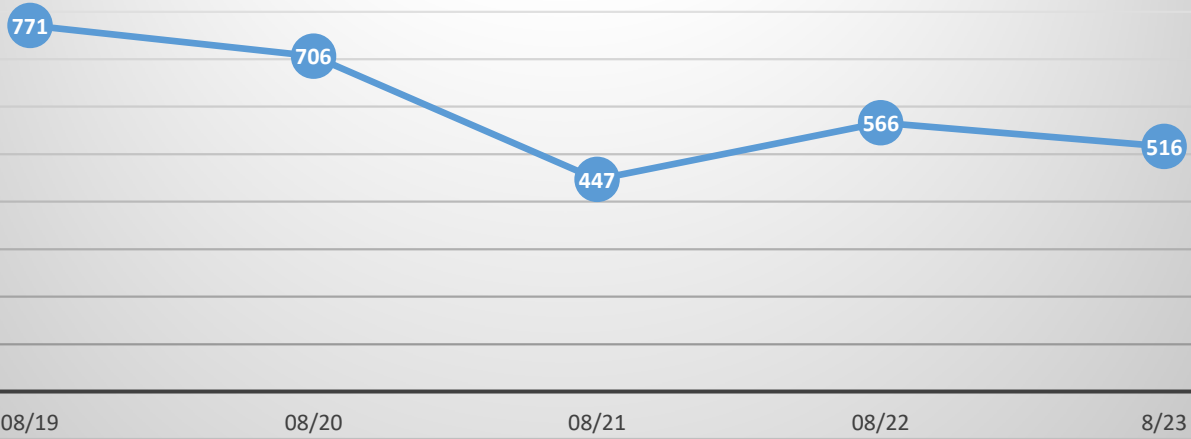
(Adopted Budget FY 2023-24)

Calls For Service - By Month

Self Initiated Calls



Dispatched Calls



MONTHLY TRAFFIC STATS
August 2023

Traffic Stops	95	Traffic Crimes		
		811.507	0	Using Cell Phone x 3
Traffic Cites Issued	31	811.140	0	Reckless Driving
Cited Violations	43	807.570	0	Fail to Carry & Present
		811.700	5	Fail to Perform Duties
Warnings Issued	80	813.010	4	DUII
Warning Violations	115	811.182	1	DWS Misdemeanor
Traffic Crime Arrests	10			

CONSOLIDATED MONTHLY NIBRS REPORT

8/1/2023 - 8/31/2023

	CRIMES				CRIMES CLEARED			PERCENT CLEARED			PERSONS ARRESTED				
	8/1/23 to 8/31/23	1/1/23 to 8/31/23	1/1/22 to 8/31/22	% Change Yr to Yr	BY ARREST & EXCEPTION			8/1/23 to 8/31/23	1/1/23 to 8/31/23	1/1/22 to 8/31/22	8/1/23 to 8/31/23			1/1/23 to 8/31/23	1/1/22 to 8/31/22
					8/1/23 to 8/31/23	1/1/23 to 8/31/23	1/1/22 to 8/31/22				8/1/23 to 8/31/23	1/1/23 to 8/31/23	1/1/22 to 8/31/22		
Person Crimes															
Aggravated Assaults	3	14	18	-28.6%	2	12	14	66.7%	85.7%	77.8%	0	2	2	10	13
Homicide Offenses	0	0	0	NA	0	0	0	NA	NA	NA	0	0	0	0	0
<i>Murder & Nonnegligent Manslaughter</i>	0	0	0	NA	0	0	0	NA	NA	NA	0	0	0	0	0
<i>Negligent Manslaughter</i>	0	0	0	NA	0	0	0	NA	NA	NA	0	0	0	0	0
Human Trafficking	0	0	0	NA	0	0	0	NA	NA	NA	0	0	0	0	0
Kidnapping/Abduction	0	1	1	0.0%	0	1	1	NA	100.0%	100.0%	0	0	0	1	1
Other Assaults	8	43	36	16.3%	6	28	18	75.0%	65.1%	50.0%	0	4	4	25	17
Rape	0	0	2	NA	0	0	0	NA	NA	NA	0	0	0	0	0
Sex Offenses	0	5	6	-20.0%	0	2	1	NA	40.0%	16.7%	0	0	0	1	1
SUB-TOTALS	11	63	63	0.0%	8	43	34	72.7%	68.3%	54.0%	0	6	6	37	32
Property Crimes															
Arson	0	1	1	0.0%	0	1	1	NA	100.0%	100.0%	0	0	0	1	1
Bad Checks	0	0	0	NA	0	0	0	NA	NA	NA	0	0	0	0	0
Bribery	0	0	0	NA	0	0	0	NA	NA	NA	0	0	0	0	0
Burglary/Breaking & Entering	3	18	9	50.0%	0	1	3	NA	5.6%	33.3%	0	0	0	1	4
Counterfeiting/Forgery	0	7	8	-14.3%	0	0	4	NA	NA	50.0%	0	0	0	0	4
Embezzlement	0	0	0	NA	0	0	0	NA	NA	NA	0	0	0	0	0
Extortion/Blackmail	0	1	0	100.0%	0	0	0	NA	NA	NA	0	0	0	0	0
Fraud Offenses	3	37	29	21.6%	0	4	8	NA	10.8%	27.6%	0	0	0	3	8
Larceny/Theft Offenses	19	108	123	-13.9%	2	14	28	10.5%	13.0%	22.8%	0	0	0	9	27
<i>Pocket-picking</i>	0	0	0	NA	0	0	0	NA	NA	NA	0	0	0	0	0
<i>Purse-snatching</i>	0	0	0	NA	0	0	0	NA	NA	NA	0	0	0	0	0
<i>Shoplifting</i>	2	12	19	-58.3%	1	5	11	50.0%	41.7%	57.9%	0	0	0	4	13
<i>Theft From Building</i>	2	21	8	61.9%	0	1	3	NA	4.8%	37.5%	0	0	0	1	3
<i>Theft From Coin- Operated Machine or Device</i>	0	0	0	NA	0	0	0	NA	NA	NA	0	0	0	0	0

Theft From Motor Vehicle	2	31	37	-19.4%	0	2	1	NA	6.5%	2.7%	0	0	0	0	1
Theft of Motor Vehicle Parts or Accessories	0	0	3	NA	0	0	0	NA	NA	NA	0	0	0	0	0
All Other Larceny	13	44	56	-27.3%	1	6	13	7.7%	13.6%	23.2%	0	0	0	4	10
Motor Vehicle Theft	2	14	32	-128.6%	0	2	3	NA	14.3%	9.4%	0	0	0	2	4
Robbery	0	4	0	100.0%	0	4	0	NA	100.0%	NA	0	0	0	4	0
Stolen Property Offenses	0	0	2	NA	0	0	2	NA	NA	100.0%	0	0	0	0	1
TMB	0	0	0	NA	0	0	0	NA	NA	NA	0	0	0	0	0
Vandalism	5	51	47	7.8%	1	12	16	20.0%	23.5%	34.0%	0	1	1	12	15
SUB-TOTALS	32	241	251	-4.1%	3	38	65	9.4%	15.8%	25.9%	0	1	1	32	64
Society Crimes															
All Other Offenses	9	68	62	8.8%	7	25	19	77.8%	36.8%	30.6%	0	6	6	20	19
Animal Cruelty Offenses	0	2	2	0.0%	0	1	0	NA	50.0%	NA	0	0	0	1	0
Curfew/Loitering/Vagrancy	0	0	1	NA	0	0	1	NA	NA	100.0%	0	0	0	0	2
Disorderly Conduct	2	24	27	-12.5%	1	14	19	50.0%	58.3%	70.4%	0	1	1	13	19
Driving Under the Influence	4	34	56	-64.7%	4	34	54	100.0%	100.0%	96.4%	0	4	4	34	54
Drug/Narcotic Offenses	0	5	5	0.0%	0	5	5	NA	100.0%	100.0%	0	0	0	5	4
Drunkenness	0	0	0	NA	0	0	0	NA	NA	NA	0	0	0	0	0
Family Offenses, Nonviolent	0	3	2	33.3%	0	0	2	NA	NA	100.0%	0	0	0	0	2
Gambling Offenses	0	0	0	NA	0	0	0	NA	NA	NA	0	0	0	0	0
Intimidation	0	0	0	NA	0	0	0	NA	NA	NA	0	0	0	0	0
Liquor Law Violations	0	2	2	0.0%	0	1	2	NA	50.0%	100.0%	0	0	0	1	4
Peeping Tom	0	0	0	NA	0	0	0	NA	NA	NA	0	0	0	0	0
Pornography/Obscene Material	0	2	3	-50.0%	0	0	0	NA	NA	NA	0	0	0	0	0
Prostitution Offenses	0	1	0	100.0%	0	0	0	NA	NA	NA	0	0	0	0	0
Stalking	0	0	0	NA	0	0	0	NA	NA	NA	0	0	0	0	0
Trespass of Real Property	4	18	13	27.8%	4	13	13	100.0%	72.2%	100.0%	0	4	4	14	12
Weapon Law Violations	3	7	3	57.1%	3	6	3	100.0%	85.7%	100.0%	0	2	2	5	3
SUB-TOTALS	22	166	176	-6.0%	19	99	118	86.4%	59.6%	67.0%	0	17	17	93	119
Non-Reportable															
000	0	0	0	NA	0	0	0	NA	NA	NA	0	0	0	0	0
DUI-Alcohol	0	0	0	NA	0	0	0	NA	NA	NA	0	0	0	0	0
DUI-Alcohol and Drugs	0	0	0	NA	0	0	0	NA	NA	NA	0	0	0	0	0
DUI-Drugs	0	0	0	NA	0	0	0	NA	NA	NA	0	0	0	0	0
DUI-Unspecified	0	0	0	NA	0	0	0	NA	NA	NA	0	0	0	0	0
Justifiable Homicide	0	0	0	NA	0	0	0	NA	NA	NA	0	0	0	0	0
Justifiable Homicide	0	0	0	NA	0	0	0	NA	NA	NA	0	0	0	0	0
Non-Reportable	0	0	0	NA	0	0	0	NA	NA	NA	0	0	0	0	0

SUB-TOTALS	0	0	0	NA	0	0	0	NA	NA	NA	0	0	0	0	0
GRAND TOTALS	65	470	490	-4.3%	30	180	217	46.2%	68.3%	44.3%	0	24	24	162	215