



# Stayton PD Strategic Dashboard

For April 2023

2022 Population Estimate 8400

(Adopted Budget FY 2022-23)

*Small numbers cause large percentage increases and decreases.*

Crime Snapshot						
Selected Group A Offenses	April 2022	April 2023	% Chg	2022 YTD	2023 YTD	% Chg
<b>Person Crime</b>	5	7	● 40.00%	30	27	● -10.00%
Assault	5	5	● 0.00%	26	24	● -7.69%
Sex Offenses	0	2	#DIV/0!	4	3	● -25.00%
<b>Property Crime</b>	15	24	● 60.00%	111	103	● -7.21%
Burglary	2	3	● 50.00%	5	9	● 80.00%
Fraud	2	4	● 100.00%	13	15	● 15.38%
Theft from MV	2	1	● -50.00%	20	11	● -45.00%
UUMV	4	2	● -50.00%	20	6	● -70.00%
Theft	4	7	● 75.00%	31	33	● 6.45%
Vandalism	1	7	● 600.00%	22	29	● 31.82%
Selected Group B Offenses	April 2022	April 2023	% Chg	2022 YTD	2023 YTD	% Chg
<b>Societal Crimes</b>	25	11	● -56.00%	104	73	● -29.81%
DUII	13	3	● -76.92%	36	18	● -50.00%
Trespass	1	1	● 0.00%	9	7	● -22.22%
Disorderly Conduct	7	3	● -57.14%	18	14	● -22.22%
Other Offenses	4	4	● 0.00%	41	34	● -17.07%
Calls for Service	April 2022	April 2023	% Chg	2022 YTD	2023 YTD	% Chg
Dispatched Calls	344	427	● 24.13%	1549	1510	● -2.52%
Self Initiated Calls	233	361	● 54.94%	973	1344	● 38.13%

## Community Concerns

### Community Concerns

Transient Issues

Ordinance Issues

### Community Outreach and Events

### Upcoming Events

Farmers Market / Wednesdays

\* Person Crime - Assault, Homicide, Robbery, Kidnap, Forcible/Non-Forcible Sex Offense

\* Property Crimes - Arson, Bribery, Res Burglary, Bus Burglary, Oth Burglary, Forgery, Vandalism, Embezzle, Fraud, Theft, UUMV, Bad Check

\* Societal Crimes - Drug Offense, Prostitution, Weapons, Curfew, DisCon, DUII, Family Offense, Liquor Laws, Peeping Tom, Trespass

\* The data is National Incident Based Reporting System (NIBRS) compliant and not Uniform Crime Report (UCR) compliant and cannot be compared to any report using that standard.



# Stayton PD Strategic Dashboard

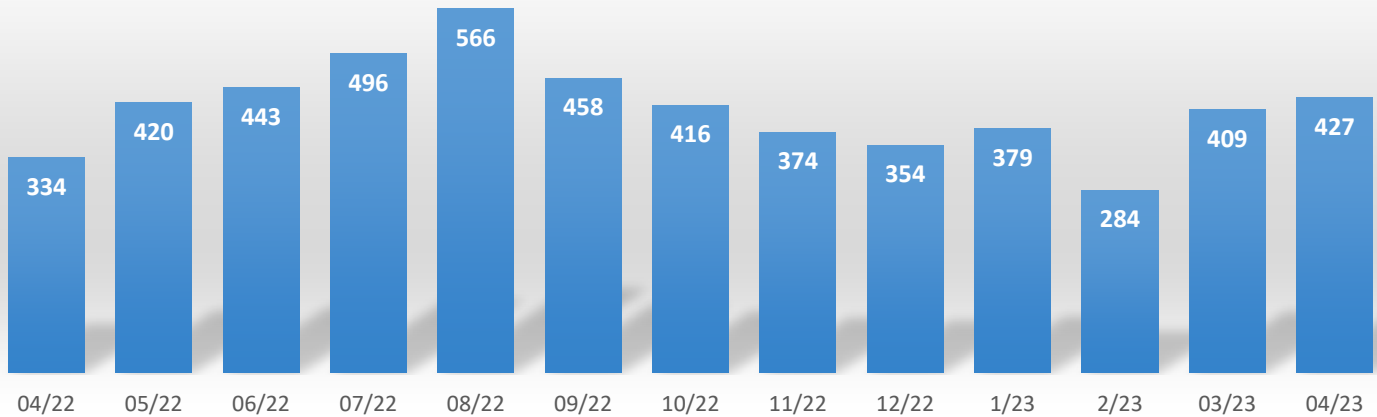
For April 2023

2022 Population Estimate 8400

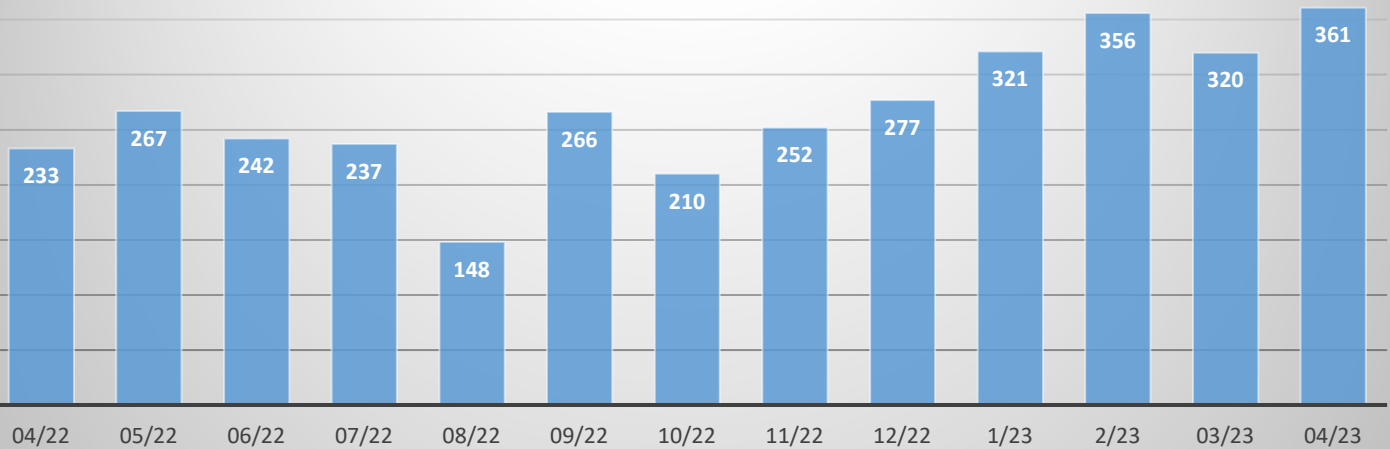
(Adopted Budget FY 2022-23)

## Calls For Service - By Month

### Dispatched Calls



### Self Initiated Calls



Self Initiated = Area Checks, Foot Patrol, Follow Ups, FIR's, Traffic Stops



# Stayton PD Strategic Dashboard

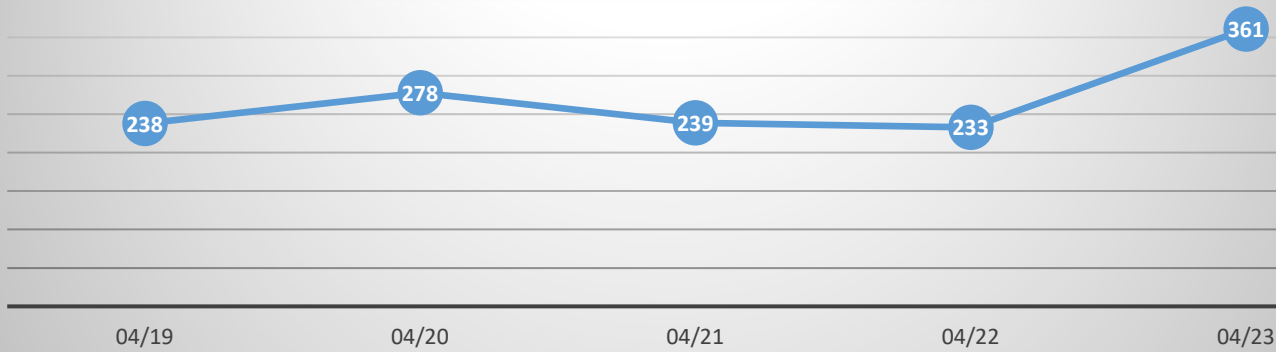
For April 2023

2022 Population Estimate 8400

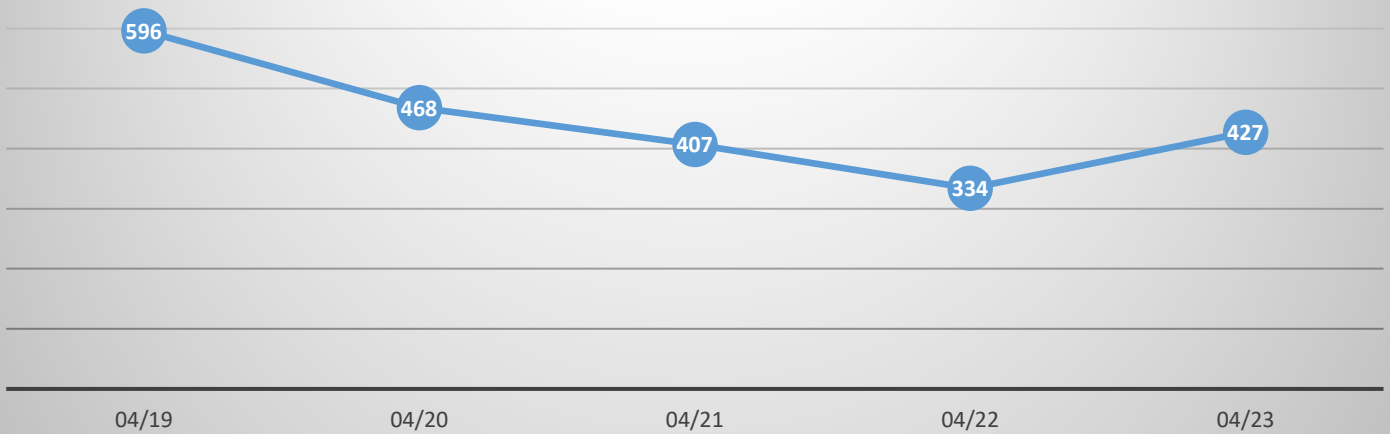
(Adopted Budget FY 2022-23)

## Calls For Service - By Month

### Self Initiated Calls



### Dispatched Calls



MONTHLY TRAFFIC STATS

April 2023

Traffic Stops	138	Traffic Crimes		
		811.507	1	Using Cell Phone x 3
Traffic Cites Issued	35	811.140	0	Reckless Driving
Cited Violations	46	807.570	1	Fail to Carry & Present
		811.700	4	Fail to Perform Duties
Warnings Issued	82	813.010	3	DUII
Warning Violations	114	811.182	1	DWS Misdemeanor
Traffic Crime Arrests	10			

# CONSOLIDATED MONTHLY NIBRS REPORT

**4/1/2023 - 4/30/2023**

	CRIMES				CRIMES CLEARED			PERCENT CLEARED			PERSONS ARRESTED			1/1/23 to 4/30/23	1/1/22 to 4/30/22
	4/1/23 to 4/30/23	1/1/23 to 4/30/23	1/1/22 to 4/30/22	% Change Yr to Yr	BY ARREST & EXCEPTION			4/1/23 to 4/30/23	1/1/23 to 4/30/23	1/1/22 to 4/30/22	4/1/23 to 4/30/23				
					4/1/23 to 4/30/23	1/1/23 to 4/30/23	1/1/22 to 4/30/22				4/1/23 to 4/30/23	1/1/23 to 4/30/23	1/1/22 to 4/30/22		
<b>Person Crimes</b>															
Aggravated Assaults	0	7	10	-42.9%	0	7	10	NA	100.0%	100.0%	0	0	0	5	6
Homicide Offenses	0	0	0	NA	0	0	0	NA	NA	NA	0	0	0	0	0
<i>Murder &amp; Nonnegligent     Manslaughter</i>	0	0	0	NA	0	0	0	NA	NA	NA	0	0	0	0	0
<i>Negligent Manslaughter</i>	0	0	0	NA	0	0	0	NA	NA	NA	0	0	0	0	0
Human Trafficking	0	0	0	NA	0	0	0	NA	NA	NA	0	0	0	0	0
Kidnapping/Abduction	0	1	1	0.0%	0	1	1	NA	100.0%	100.0%	0	0	0	1	0
Other Assaults	4	19	22	-15.8%	3	14	11	75.0%	73.7%	50.0%	1	3	4	13	10
Rape	0	0	0	NA	0	0	0	NA	NA	NA	0	0	0	0	0
Sex Offenses	2	3	4	-33.3%	0	0	1	NA	NA	25.0%	0	0	0	0	1
<b>SUB-TOTALS</b>	<b>6</b>	<b>30</b>	<b>37</b>	<b>-23.3%</b>	<b>3</b>	<b>22</b>	<b>23</b>	<b>50.0%</b>	<b>73.3%</b>	<b>62.2%</b>	<b>1</b>	<b>3</b>	<b>4</b>	<b>19</b>	<b>17</b>
<b>Property Crimes</b>															
Arson	0	1	0	100.0%	0	1	0	NA	100.0%	NA	0	0	0	1	0
Bad Checks	0	0	0	NA	0	0	0	NA	NA	NA	0	0	0	0	0
Bribery	0	0	0	NA	0	0	0	NA	NA	NA	0	0	0	0	0
Burglary/Breaking & Entering	3	9	5	44.4%	0	1	0	NA	11.1%	NA	0	0	0	1	0
Counterfeiting/Forgery	1	4	2	50.0%	0	0	0	NA	NA	NA	0	0	0	0	0
Embezzlement	0	0	0	NA	0	0	0	NA	NA	NA	0	0	0	0	0
Extortion/Blackmail	0	0	0	NA	0	0	0	NA	NA	NA	0	0	0	0	0
Fraud Offenses	4	16	15	6.3%	0	3	4	NA	18.8%	26.7%	0	2	2	3	4
Larceny/Theft Offenses	8	44	51	-15.9%	1	6	10	12.5%	13.6%	19.6%	0	2	2	5	11
<i>Pocket-picking</i>	0	0	0	NA	0	0	0	NA	NA	NA	0	0	0	0	0
<i>Purse-snatching</i>	0	0	0	NA	0	0	0	NA	NA	NA	0	0	0	0	0
<i>Shoplifting</i>	2	5	7	-40.0%	0	3	5	NA	60.0%	71.4%	0	0	0	3	6
<i>Theft From Building</i>	2	13	2	84.6%	0	1	0	NA	7.7%	NA	0	1	1	1	0
<i>Theft From Coin-     Operated Machine or     Device</i>	0	0	0	NA	0	0	0	NA	NA	NA	0	0	0	0	0

Theft From Motor Vehicle	1	11	20	-81.8%	0	0	0	NA	NA	NA	0	0	0	0	0
Theft of Motor Vehicle Parts or Accessories	0	0	2	NA	0	0	0	NA	NA	NA	0	0	0	0	0
All Other Larceny	3	15	20	-33.3%	1	2	5	33.3%	13.3%	25.0%	0	1	1	1	5
Motor Vehicle Theft	2	6	20	-233.3%	1	2	2	50.0%	33.3%	10.0%	0	1	1	2	2
Robbery	0	3	0	100.0%	0	3	0	NA	100.0%	NA	0	1	1	3	0
Stolen Property Offenses	0	0	1	NA	0	0	1	NA	NA	100.0%	0	0	0	0	1
Vandalism	7	29	21	27.6%	3	10	5	42.9%	34.5%	23.8%	0	4	4	10	4
<b>SUB-TOTALS</b>	<b>25</b>	<b>112</b>	<b>115</b>	<b>-2.7%</b>	<b>5</b>	<b>26</b>	<b>22</b>	<b>20.0%</b>	<b>23.2%</b>	<b>19.1%</b>	<b>0</b>	<b>10</b>	<b>10</b>	<b>25</b>	<b>22</b>
<b>Society Crimes</b>															
All Other Offenses	4	35	41	-17.1%	1	12	14	25.0%	34.3%	34.1%	0	5	5	11	13
Animal Cruelty Offenses	0	0	2	NA	0	0	0	NA	NA	NA	0	0	0	0	0
Curfew/Loitering/Vagrancy	0	0	1	NA	0	0	1	NA	NA	100.0%	0	0	0	0	2
Disorderly Conduct	3	15	18	-20.0%	1	9	13	33.3%	60.0%	72.2%	2	0	2	9	12
Driving Under the Influence	3	18	36	-100.0%	3	18	34	100.0%	100.0%	94.4%	0	3	3	18	34
Drug/Narcotic Offenses	1	2	4	-100.0%	1	2	4	100.0%	100.0%	100.0%	1	0	1	2	4
Drunkenness	0	0	0	NA	0	0	0	NA	NA	NA	0	0	0	0	0
Family Offenses, Nonviolent	0	1	2	-100.0%	0	0	2	NA	NA	100.0%	0	0	0	0	2
Gambling Offenses	0	0	0	NA	0	0	0	NA	NA	NA	0	0	0	0	0
Intimidation	0	0	0	NA	0	0	0	NA	NA	NA	0	0	0	0	0
Liquor Law Violations	1	1	2	-100.0%	0	0	2	NA	NA	100.0%	0	0	0	0	4
Peeping Tom	0	0	0	NA	0	0	0	NA	NA	NA	0	0	0	0	0
Pornography/Obscene Material	0	1	2	-100.0%	0	0	0	NA	NA	NA	0	0	0	0	0
Prostitution Offenses	1	1	0	100.0%	0	0	0	NA	NA	NA	0	0	0	0	0
Stalking	0	0	0	NA	0	0	0	NA	NA	NA	0	0	0	0	0
Trespass of Real Property	1	7	9	-28.6%	1	6	9	100.0%	85.7%	100.0%	0	2	2	6	8
Weapon Law Violations	3	5	2	60.0%	3	4	2	100.0%	80.0%	100.0%	0	2	2	3	2
<b>SUB-TOTALS</b>	<b>17</b>	<b>86</b>	<b>119</b>	<b>-38.4%</b>	<b>10</b>	<b>51</b>	<b>81</b>	<b>58.8%</b>	<b>59.3%</b>	<b>68.1%</b>	<b>3</b>	<b>12</b>	<b>15</b>	<b>49</b>	<b>81</b>
<b>Non-Reportable</b>															
000	0	0	0	NA	0	0	0	NA	NA	NA	0	0	0	0	0
DUI-Alcohol	0	0	0	NA	0	0	0	NA	NA	NA	0	0	0	0	0
DUI-Alcohol and Drugs	0	0	0	NA	0	0	0	NA	NA	NA	0	0	0	0	0
DUI-Drugs	0	0	0	NA	0	0	0	NA	NA	NA	0	0	0	0	0
DUI-Unspecified	0	0	0	NA	0	0	0	NA	NA	NA	0	0	0	0	0
Justifiable Homicide	0	0	0	NA	0	0	0	NA	NA	NA	0	0	0	0	0
Justifiable Homicide	0	0	0	NA	0	0	0	NA	NA	NA	0	0	0	0	0
Non-Reportable	0	0	0	NA	0	0	0	NA	NA	NA	0	0	0	0	0
<b>SUB-TOTALS</b>	<b>0</b>	<b>0</b>	<b>0</b>	<b>NA</b>	<b>0</b>	<b>0</b>	<b>0</b>	<b>NA</b>	<b>NA</b>	<b>NA</b>	<b>0</b>	<b>0</b>	<b>0</b>	<b>0</b>	<b>0</b>

<b>GRAND TOTALS</b>	<b>48</b>	<b>228</b>	<b>271</b>	<b>-18.9%</b>	<b>18</b>	<b>99</b>	<b>126</b>	<b>37.5%</b>	<b>73.3%</b>	<b>46.5%</b>	<b>4</b>	<b>25</b>	<b>29</b>	<b>93</b>	<b>120</b>
---------------------	-----------	------------	------------	---------------	-----------	-----------	------------	--------------	--------------	--------------	----------	-----------	-----------	-----------	------------