



# Stayton PD Strategic Dashboard

For May 2023

2022 Population Estimate 8400

(Adopted Budget FY 2022-23)

*Small numbers cause large percentage increases and decreases.*

Crime Snapshot						
Selected Group A Offenses	May 2022	May 2023	% Chg	2022 YTD	2023 YTD	% Chg
<b>Person Crime</b>	3	4	● 33.33%	33	31	● -6.06%
Assault	2	4	● 100.00%	28	28	● 0.00%
Sex Offenses	1	0	● -100.00%	5	3	● -40.00%
<b>Property Crime</b>	31	29	● -6.45%	142	132	● -7.04%
Burglary	1	1	● 0.00%	6	10	● 66.67%
Fraud	2	0	● -100.00%	15	15	● 0.00%
Theft from MV	4	10	● 150.00%	24	21	● -12.50%
UUMV	3	2	● -33.33%	23	8	● -65.22%
Theft	12	9	● -25.00%	43	42	● -2.33%
Vandalism	9	7	● -22.22%	31	36	● 16.13%
Selected Group B Offenses	May 2022	May 2023	% Chg	2022 YTD	2023 YTD	% Chg
<b>Societal Crimes</b>	7	19	● 171.43%	111	92	● -17.12%
DUII	1	4	● 300.00%	37	22	● -40.54%
Trespass	0	0	#DIV/0!	9	7	● -22.22%
Disorderly Conduct	2	2	● 0.00%	20	16	● -20.00%
Other Offenses	4	13	● 225.00%	45	47	● 4.44%
Calls for Service	May 2022	May 2023	% Chg	2022 YTD	2023 YTD	% Chg
Dispatched Calls	420	492	● 17.14%	1549	1510	● -2.52%
Self Initiated Calls	267	363	● 35.96%	973	1344	● 38.13%

## Community Concerns

### Community Concerns

Transient Issues

Ordinance Issues

### Community Outreach and Events

### Upcoming Events

Farmers Market / Wednesdays

TGI Friday Fest

\* Person Crime - Assault, Homicide, Robbery, Kidnap, Forcible/Non-Forcible Sex Offense

\* Property Crimes - Arson, Bribery, Res Burglary, Bus Burglary, Oth Burglary, Forgery, Vandalism, Embezzle, Fraud, Theft, UUMV, Bad Check

\* Societal Crimes - Drug Offense, Prostitution, Weapons, Curfew, DisCon, DUII, Family Offense, Liquor Laws, Peeping Tom, Trespass

\* The data is National Incident Based Reporting System (NIBRS) compliant and not Uniform Crime Report (UCR) compliant and cannot be compared to any report using that standard.



# Stayton PD Strategic Dashboard

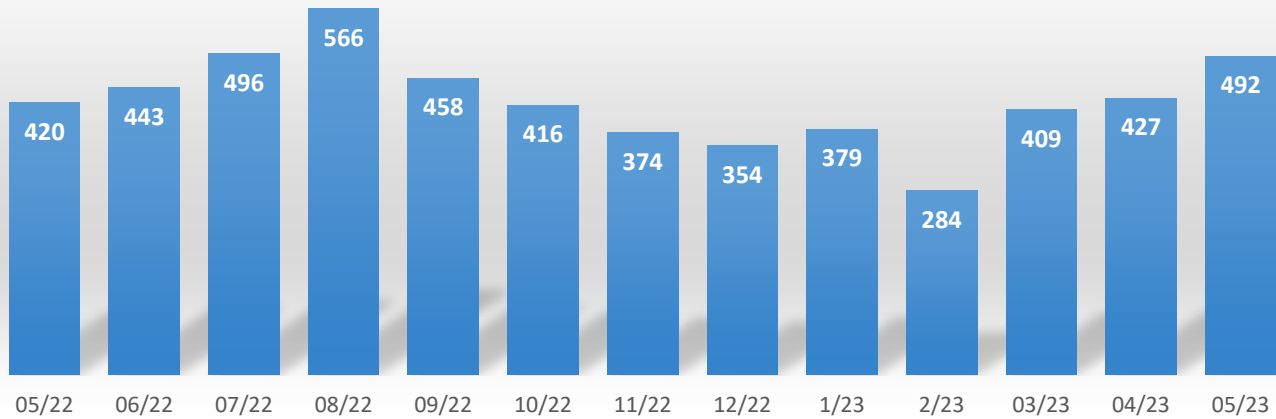
For May 2023

2022 Population Estimate 8400

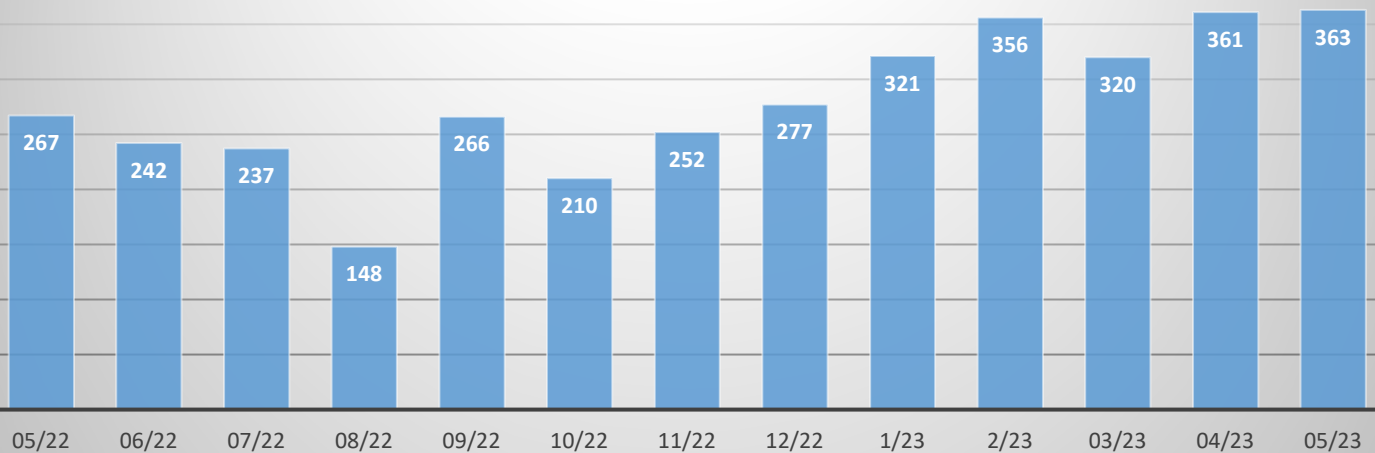
(Adopted Budget FY 2022-23)

## Calls For Service - By Month

### Dispatched Calls



### Self Initiated Calls



Self Initiated = Area Checks, Foot Patrol, Follow Ups, FIR's, Traffic Stops



# Stayton PD Strategic Dashboard

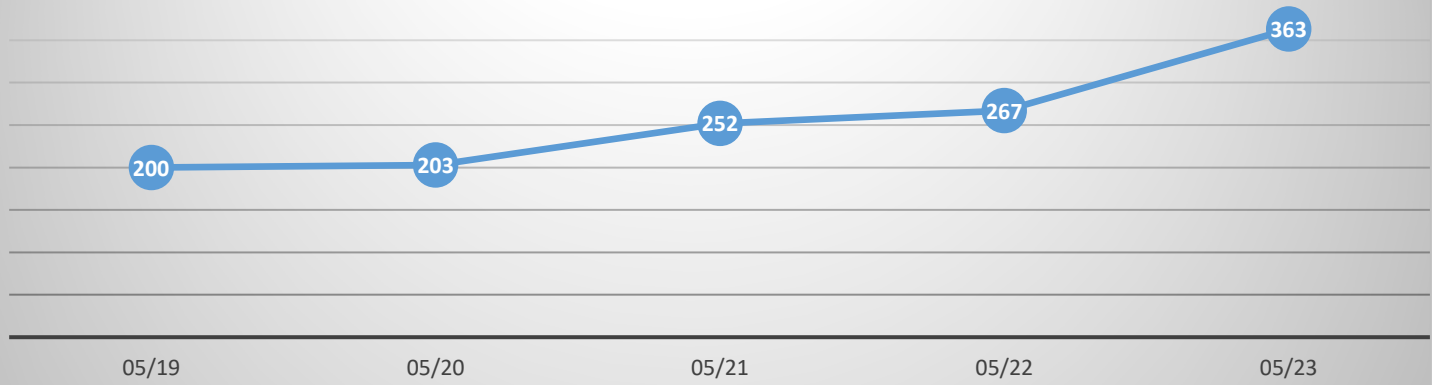
For May 2023

2022 Population Estimate 8400

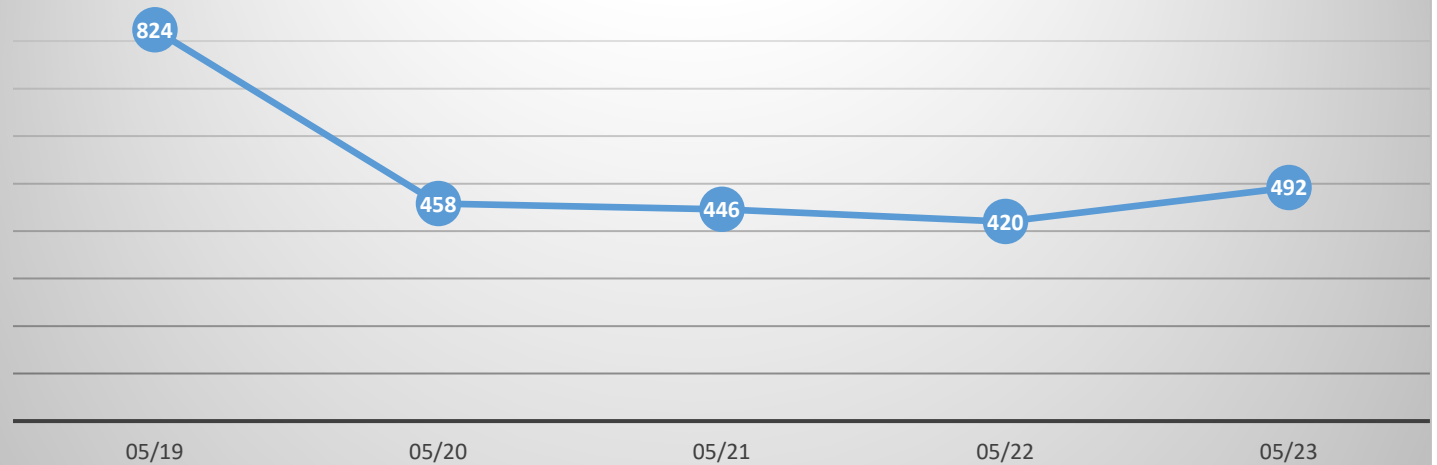
(Adopted Budget FY 2022-23)

## Calls For Service - By Month

### Self Initiated Calls



### Dispatched Calls



MONTHLY TRAFFIC STATS  
May 2023

Traffic Stops	181	Traffic Crimes		
		811.507	0	Using Cell Phone x 3
Traffic Cites Issued	52	811.140	0	Reckless Driving
Cited Violations	70	807.570	0	Fail to Carry & Present
		811.700	4	Fail to Perform Duties
Warnings Issued	122	813.010	4	DUII
Warning Violations	165	811.182	1	DWS Misdemeanor
Traffic Crime Arrests	9			

# CONSOLIDATED MONTHLY NIBRS REPORT

**5/1/2023 - 5/31/2023**

	CRIMES				CRIMES CLEARED			PERCENT CLEARED			PERSONS ARRESTED			1/1/23 to 5/31/23	1/1/22 to 5/31/22
	5/1/23 to 5/31/23	1/1/23 to 5/31/23	1/1/22 to 5/31/22	% Change Yr to Yr	BY ARREST & EXCEPTION						5/1/23 to 5/31/23				
					5/1/23 to 5/31/23	1/1/23 to 5/31/23	1/1/22 to 5/31/22	5/1/23 to 5/31/23	1/1/23 to 5/31/23	1/1/22 to 5/31/22	Juv	Adult	Total		
<b>Person Crimes</b>															
Aggravated Assaults	1	9	11	-22.2%	1	8	10	100.0%	88.9%	90.9%	0	1	1	6	7
Homicide Offenses	0	0	0	NA	0	0	0	NA	NA	NA	0	0	0	0	0
<i>Murder &amp; Nonnegligent     Manslaughter</i>	0	0	0	NA	0	0	0	NA	NA	NA	0	0	0	0	0
<i>Negligent Manslaughter</i>	0	0	0	NA	0	0	0	NA	NA	NA	0	0	0	0	0
Human Trafficking	0	0	0	NA	0	0	0	NA	NA	NA	0	0	0	0	0
Kidnapping/Abduction	0	1	1	0.0%	0	1	1	NA	100.0%	100.0%	0	0	0	1	1
Other Assaults	2	21	23	-9.5%	1	15	11	50.0%	71.4%	47.8%	0	1	1	14	10
Rape	0	0	1	NA	0	0	0	NA	NA	NA	0	0	0	0	0
Sex Offenses	0	3	4	-33.3%	0	1	1	NA	33.3%	25.0%	0	1	1	1	1
<b>SUB-TOTALS</b>	<b>3</b>	<b>34</b>	<b>40</b>	<b>-17.6%</b>	<b>2</b>	<b>25</b>	<b>23</b>	<b>66.7%</b>	<b>73.5%</b>	<b>57.5%</b>	<b>0</b>	<b>3</b>	<b>3</b>	<b>22</b>	<b>19</b>
<b>Property Crimes</b>															
Arson	0	1	0	100.0%	0	1	0	NA	100.0%	NA	0	0	0	1	0
Bad Checks	0	0	0	NA	0	0	0	NA	NA	NA	0	0	0	0	0
Bribery	0	0	0	NA	0	0	0	NA	NA	NA	0	0	0	0	0
Burglary/Breaking & Entering	1	10	6	40.0%	0	1	1	NA	10.0%	16.7%	0	0	0	1	2
Counterfeiting/Forgery	0	5	4	20.0%	0	0	2	NA	NA	50.0%	0	0	0	0	0
Embezzlement	0	0	0	NA	0	0	0	NA	NA	NA	0	0	0	0	0
Extortion/Blackmail	0	0	0	NA	0	0	0	NA	NA	NA	0	0	0	0	0
Fraud Offenses	0	16	17	-6.3%	0	3	6	NA	18.8%	35.3%	0	0	0	3	4
Larceny/Theft Offenses	19	63	67	-6.3%	1	7	14	5.3%	11.1%	20.9%	0	1	1	6	14
<i>Pocket-picking</i>	0	0	0	NA	0	0	0	NA	NA	NA	0	0	0	0	0
<i>Purse-snatching</i>	0	0	0	NA	0	0	0	NA	NA	NA	0	0	0	0	0
<i>Shoplifting</i>	3	8	9	-12.5%	0	3	7	NA	37.5%	77.8%	0	0	0	3	9
<i>Theft From Building</i>	2	15	5	66.7%	0	1	1	NA	6.7%	20.0%	0	0	0	1	0
<i>Theft From Coin-     Operated Machine or     Device</i>	0	0	0	NA	0	0	0	NA	NA	NA	0	0	0	0	0

Theft From Motor Vehicle	10	21	24	-14.3%	0	0	0	NA	NA	NA	0	0	0	0	0
Theft of Motor Vehicle Parts or Accessories	0	0	2	NA	0	0	0	NA	NA	NA	0	0	0	0	0
All Other Larceny	4	19	27	-42.1%	1	3	6	25.0%	15.8%	22.2%	0	1	1	2	5
Motor Vehicle Theft	2	8	23	-187.5%	0	2	2	NA	25.0%	8.7%	0	0	0	2	2
Robbery	1	4	0	100.0%	1	4	0	100.0%	100.0%	NA	1	0	1	4	0
Stolen Property Offenses	0	0	1	NA	0	0	1	NA	NA	100.0%	0	0	0	0	1
Vandalism	7	36	30	16.7%	0	10	6	NA	27.8%	20.0%	0	0	0	10	5
<b>SUB-TOTALS</b>	<b>30</b>	<b>143</b>	<b>148</b>	<b>-3.5%</b>	<b>2</b>	<b>28</b>	<b>32</b>	<b>6.7%</b>	<b>19.6%</b>	<b>21.6%</b>	<b>1</b>	<b>1</b>	<b>2</b>	<b>27</b>	<b>28</b>
<b>Society Crimes</b>															
All Other Offenses	15	50	45	10.0%	1	13	14	6.7%	26.0%	31.1%	0	0	0	11	14
Animal Cruelty Offenses	1	1	2	-100.0%	0	0	0	NA	NA	NA	0	0	0	0	0
Curfew/Loitering/Vagrancy	0	0	1	NA	0	0	1	NA	NA	100.0%	0	0	0	0	2
Disorderly Conduct	2	17	20	-17.6%	0	9	15	NA	52.9%	75.0%	0	0	0	9	14
Driving Under the Influence	3	21	37	-76.2%	3	21	35	100.0%	100.0%	94.6%	0	4	4	22	35
Drug/Narcotic Offenses	1	3	4	-33.3%	1	3	4	100.0%	100.0%	100.0%	1	0	1	3	4
Drunkenness	0	0	0	NA	0	0	0	NA	NA	NA	0	0	0	0	0
Family Offenses, Nonviolent	2	3	2	33.3%	0	0	2	NA	NA	100.0%	0	0	0	0	2
Gambling Offenses	0	0	0	NA	0	0	0	NA	NA	NA	0	0	0	0	0
Intimidation	0	0	0	NA	0	0	0	NA	NA	NA	0	0	0	0	0
Liquor Law Violations	0	1	2	-100.0%	0	0	2	NA	NA	100.0%	0	0	0	0	4
Peeping Tom	0	0	0	NA	0	0	0	NA	NA	NA	0	0	0	0	0
Pornography/Obscene Material	1	2	3	-50.0%	0	0	0	NA	NA	NA	0	0	0	0	0
Prostitution Offenses	0	1	0	100.0%	0	0	0	NA	NA	NA	0	0	0	0	0
Stalking	0	0	0	NA	0	0	0	NA	NA	NA	0	0	0	0	0
Trespass of Real Property	0	7	9	-28.6%	0	6	9	NA	85.7%	100.0%	0	0	0	6	8
Weapon Law Violations	0	4	2	50.0%	0	3	2	NA	75.0%	100.0%	0	0	0	3	2
<b>SUB-TOTALS</b>	<b>25</b>	<b>110</b>	<b>127</b>	<b>-15.5%</b>	<b>5</b>	<b>55</b>	<b>84</b>	<b>20.0%</b>	<b>50.0%</b>	<b>66.1%</b>	<b>1</b>	<b>4</b>	<b>5</b>	<b>54</b>	<b>85</b>
<b>Non-Reportable</b>															
000	0	0	0	NA	0	0	0	NA	NA	NA	0	0	0	0	0
DUI-Alcohol	0	0	0	NA	0	0	0	NA	NA	NA	0	0	0	0	0
DUI-Alcohol and Drugs	0	0	0	NA	0	0	0	NA	NA	NA	0	0	0	0	0
DUI-Drugs	0	0	0	NA	0	0	0	NA	NA	NA	0	0	0	0	0
DUI-Unspecified	0	0	0	NA	0	0	0	NA	NA	NA	0	0	0	0	0
Justifiable Homicide	0	0	0	NA	0	0	0	NA	NA	NA	0	0	0	0	0
Justifiable Homicide	0	0	0	NA	0	0	0	NA	NA	NA	0	0	0	0	0
Non-Reportable	0	0	0	NA	0	0	0	NA	NA	NA	0	0	0	0	0
<b>SUB-TOTALS</b>	<b>0</b>	<b>0</b>	<b>0</b>	<b>NA</b>	<b>0</b>	<b>0</b>	<b>0</b>	<b>NA</b>	<b>NA</b>	<b>NA</b>	<b>0</b>	<b>0</b>	<b>0</b>	<b>0</b>	<b>0</b>

<b>GRAND TOTALS</b>	<b>58</b>	<b>287</b>	<b>315</b>	<b>-9.8%</b>	<b>9</b>	<b>108</b>	<b>139</b>	<b>15.5%</b>	<b>73.5%</b>	<b>44.1%</b>	<b>2</b>	<b>8</b>	<b>10</b>	<b>103</b>	<b>132</b>
---------------------	-----------	------------	------------	--------------	----------	------------	------------	--------------	--------------	--------------	----------	----------	-----------	------------	------------